

The Woman at the Well

5+ lesson pack



Introduction

In John 4:1-42, Jesus witnesses to a Samaritan woman. In this lesson, children will learn that Jesus alone can meet our deepest need.

Key Points:

- Jesus is the living water.
- Jesus became human just like us.
- Jesus doesn't see people like everyone else.

Lesson Guide

Ask your children if they have ever been thirsty? Think about different times you have wanted a drink. When you are cold, would you rather drink hot chocolate or iced lemonade? When you are very hot, would you rather drink water or milk? Pour a glass of fresh water and refer to it as you read the story with your child.

Remind your children that Jesus became human just like us. He faced the same problems as we do. Read John 4:6. Ask how Jesus felt. Show the humanity of Jesus and remind your children that Jesus really understands us.

Without drinking water, we could not live. Cut a flower and let it wilt. Then stick it into some water and check on it later. The water has made the flower well again.

Jesus used water as an example to the Samaritan woman to show her how important it was to have Jesus in her life. Without Jesus, our souls are dead. He is the living water that makes our souls well and strong, just like physical water makes our bodies, and pets, and plants well and strong.

Share how the woman went to collect water at the hottest time of the day because she didn't want to see anyone or anyone to see her. Explain that she had done some bad things and felt embarrassed by her life. Ask what your child wants to do when they feel ashamed.

Explain the woman was shocked that Jesus spoke to her. Remind your child that the Jews and Samaritans were enemies. She was a shameful woman, and Jesus was an important teacher. Share how Jesus knew everything about her, but still went out of his way to speak to her.

Ask what did the Samaritan woman do when Jesus told her the Good News? She ran and told everyone she knew. If we know Jesus, we should be excited to tell others.

When the woman told her family and friends about Jesus, they came to meet him for themselves. They believed in Him for themselves. We all need to believe in Jesus and know Him personally. We cannot know Jesus through someone else.

Take a picture and cover it with several sheets of waxed paper. Talk about how you can't see the image clearly. As you remove sheets of waxed paper, think about how the closer we are to Jesus, the better we will know Him. You may also support this by taking your child's favourite treat and beginning to eat it. Talk about how delicious it is and how it tastes. Ask the child if they are content to only know the treat by listening to you talk about it. Point out that just as we want to taste the treat for ourselves, we need to know Jesus for ourselves.

We all need a personal relationship with Jesus.

Thank God that we can know Him. Ask Jesus to help you know Him better and share the Gospel with others.

The Samaritan Woman

One day, Jesus came to a city of Samaria called Sychar. Jacob's well was there.

Jesus was tired from His long trip. He sat down by the well. It was midday, and the sun was hot. The disciples were in the city buying food.

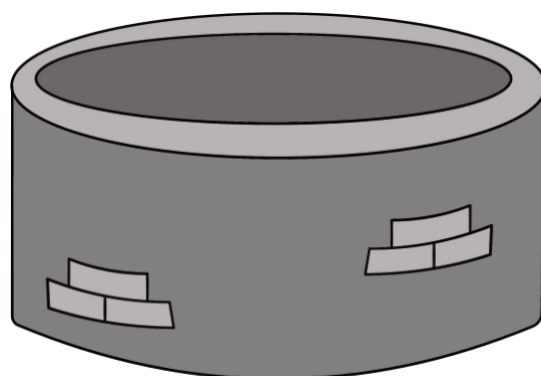

Soon after, a Samaritan woman came to the well to get some water.

Jesus said to her, "Please give me a drink."

The Samaritan woman was shocked, "How is it that you, a Jew, ask me for a drink? I am a Samaritan woman!" (The Jews and the Samaritans didn't like each other.)

Jesus surprised the woman even further when He answered, "If you knew the gift of God, and who it is who says to you, 'Give me a drink,' you would have asked him, and he would have given you living water."

The woman was confused. Jesus didn't have anything to collect water from the deep well. She questioned Jesus, "Are you greater than our father, Jacob, who gave us the well and drank from it himself, as did his children and animals?"



Jesus replied, "Everyone who drinks this water will be thirsty again, but whoever drinks the water I give will never be thirsty. The water that I will give will become like a spring of water gushing up and giving eternal life."

She was amazed. She wanted this water.

Jesus then revealed hidden things from the woman's past and taught her about worshipping God.



The woman told Jesus, "I know that the Messiah is coming, who is called Christ. When He has come, He will explain everything to us."

Then Jesus said, "I am He."

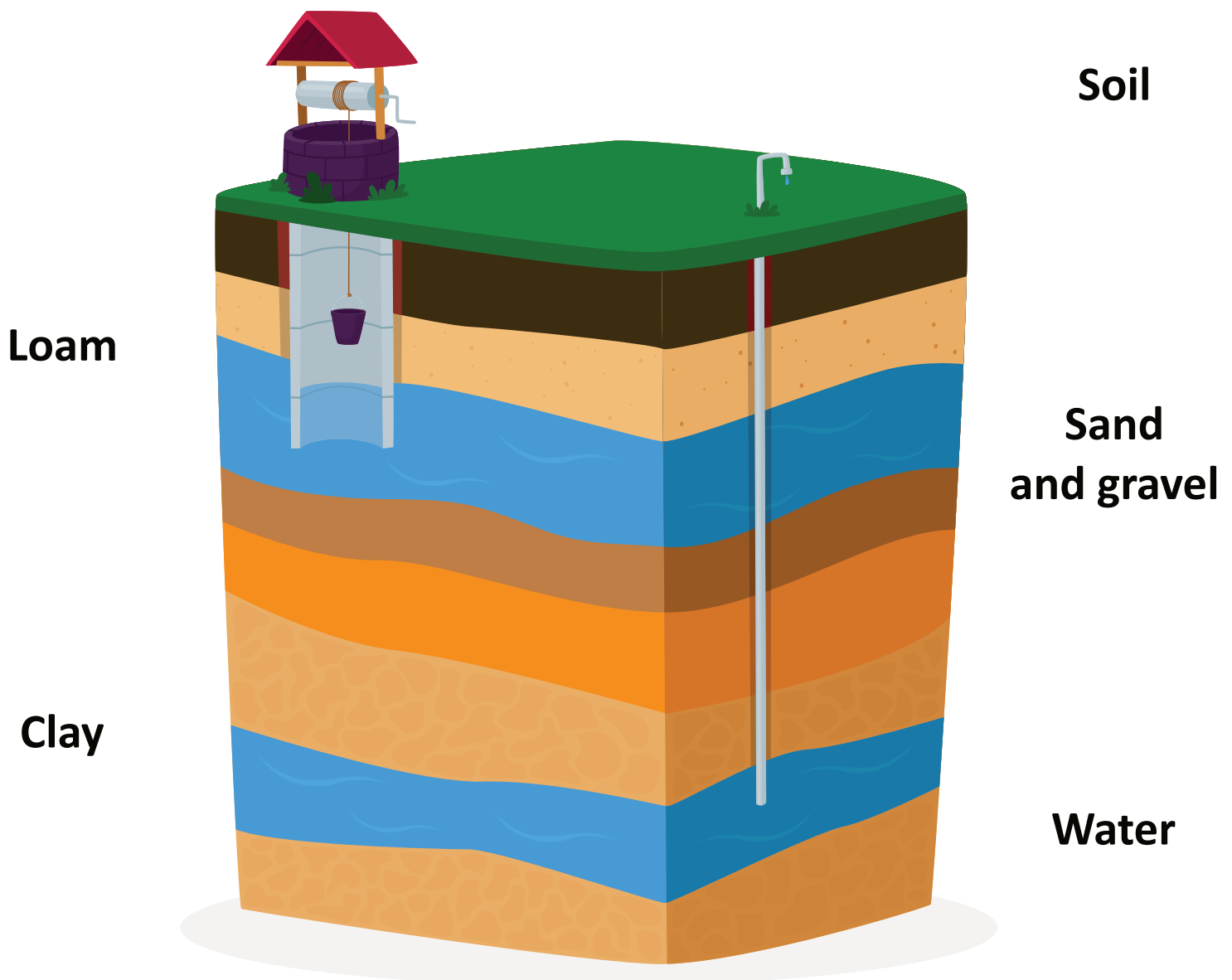
The woman was amazed. She left her water jar at the well and rushed back to town. She called the people and said, "Come and see a man who told me everything I ever did. Do you think he might be the Christ?"

The people left the town and went to see Jesus. Jesus stayed with them for two days. Many people believed in Jesus and declared this is indeed the Christ, the Saviour of the world.



Draw lines to label the image correctly

Well



Impermeable Rock

Draw the sun as it moves through the sky

7 am - Sunrise

8 am

9 am

10 am

11 am

12 midday

1 pm

2 pm

3 pm

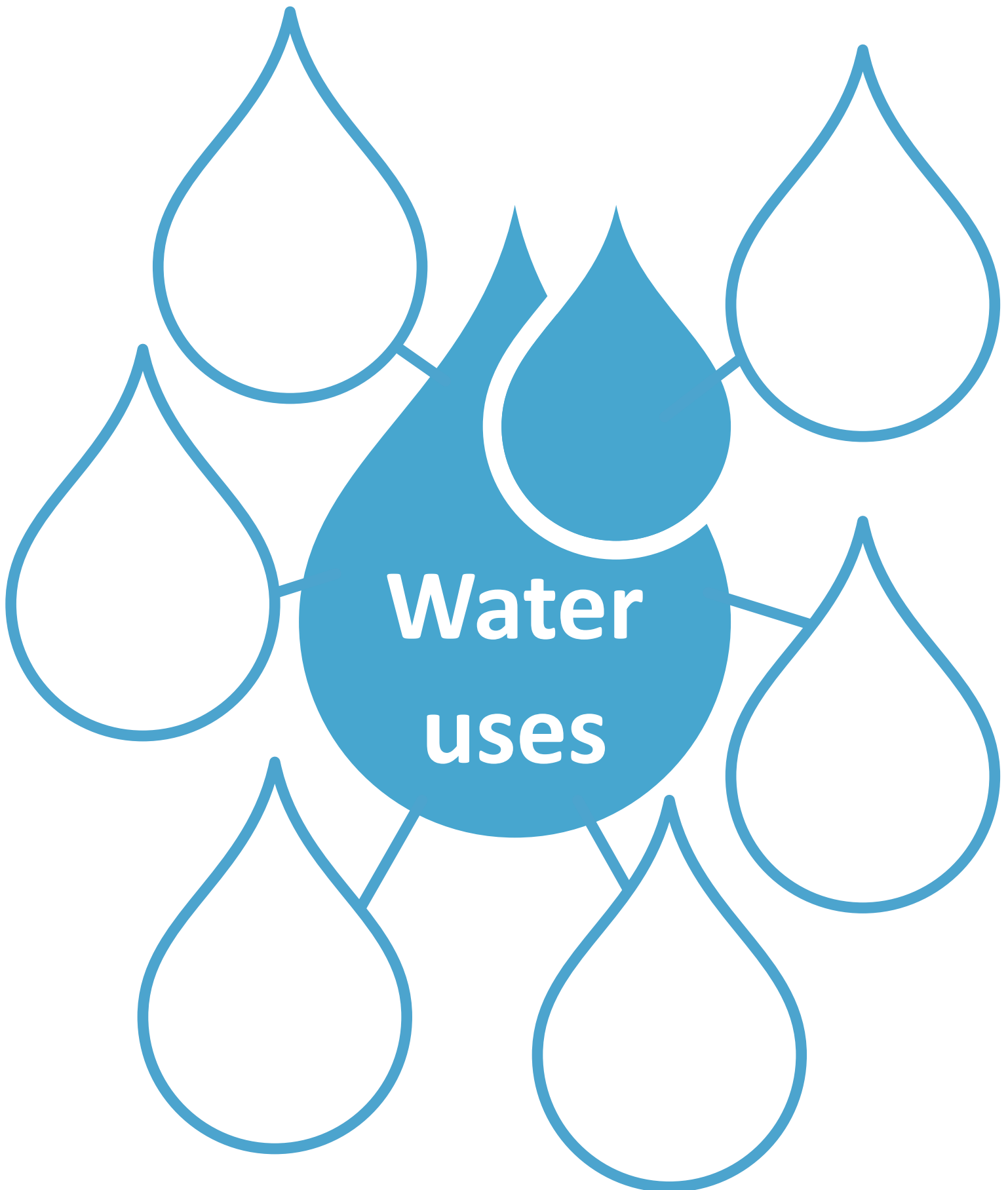
4 pm

5 pm

6 pm

7 pm - Sunset

Draw or write some ways we use water



**What did the people say in John 4:42?
Join the words in the correct order**

know

Saviour

the

indeed

We

of

World.

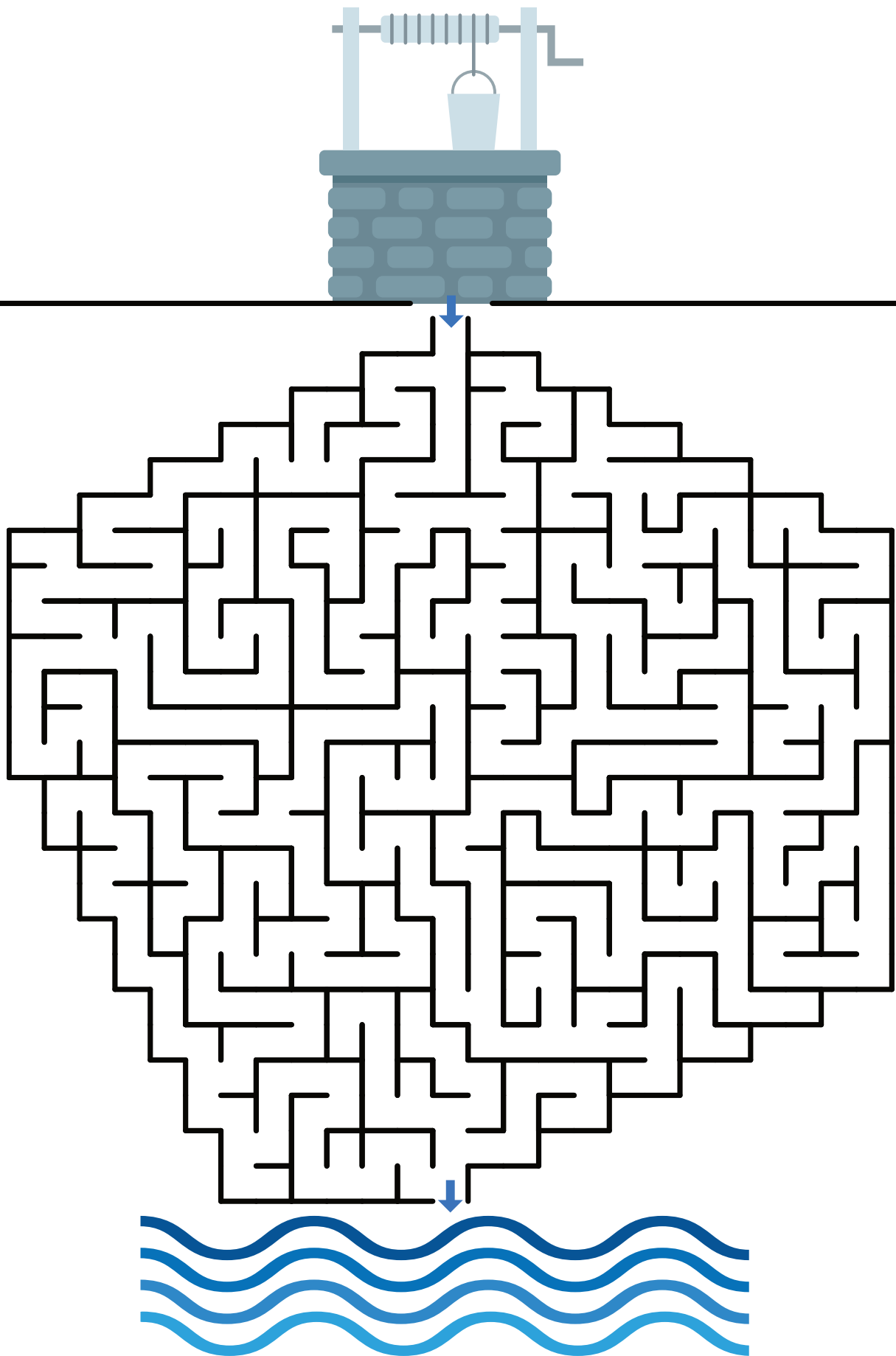
this

that

the

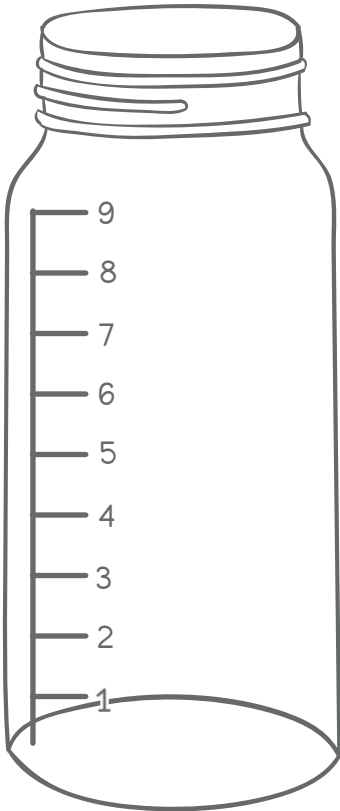
is

Get the water from the well

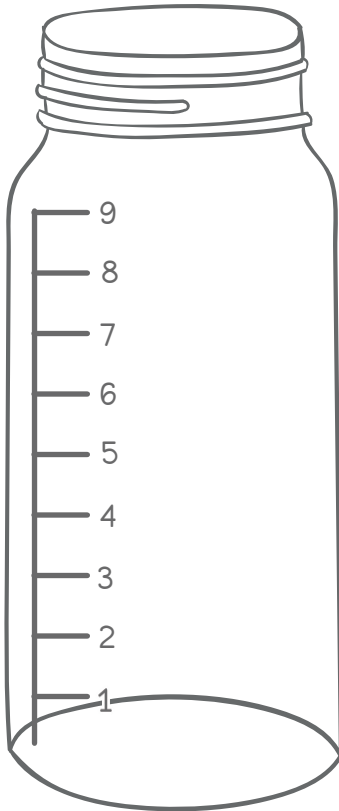


Fill the jars to the correct level

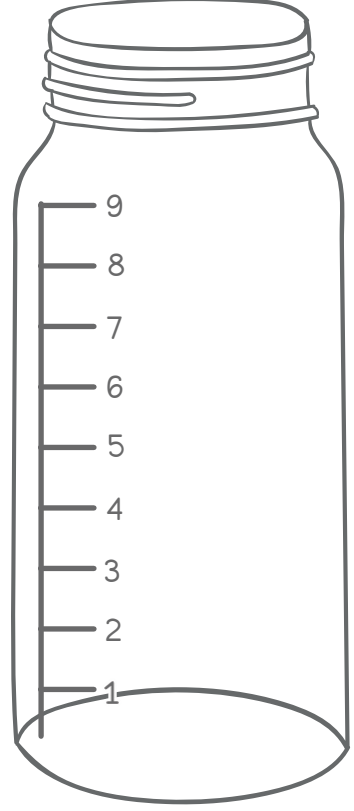
④



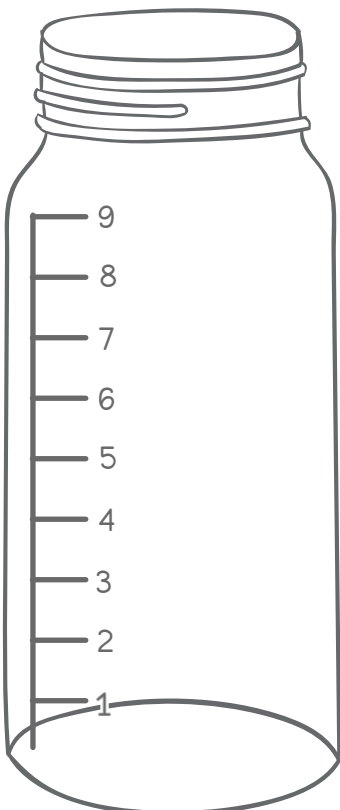
⑦



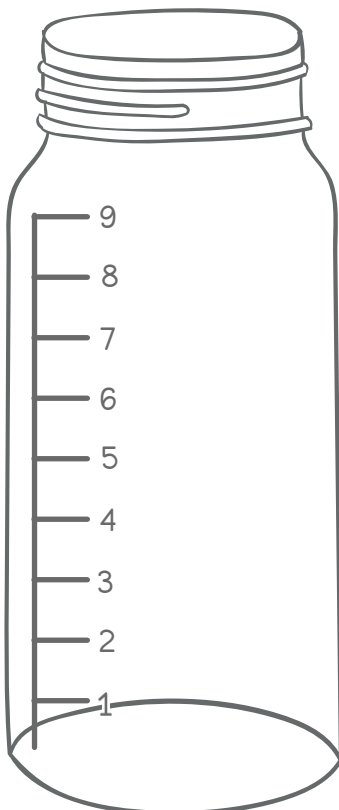
②



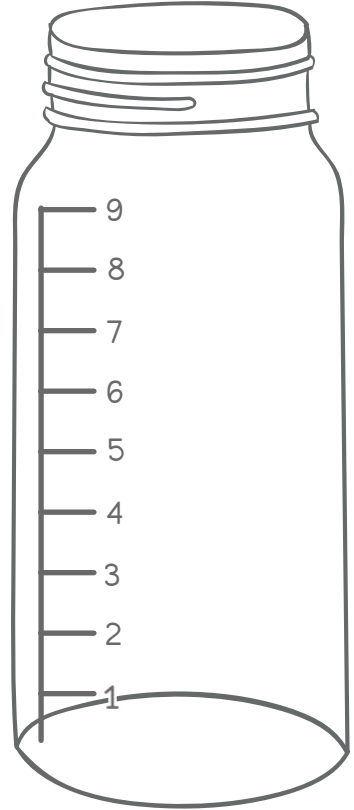
⑥



①



③



Games and Activities

Don't get caught

Place several cups inside a hoop on the floor (if outside fill with water). Next have someone with their back to the hoop standing near it, and the other players facing the hoop.

Starting a fair distance away, the players facing the hoop must try to sneak up and collect water from the 'well' without getting caught moving. The person next to the well can turn around at any time. Any player found moving must return to the starting line.



Water relay

Fill a large bucket or pool with water. On the other side of the space, create a starting line, and split people into teams. Give each group a smaller container or bucket and a cup. Players must race to fill up their buckets. If playing in teams, only one person can go at a time. If your children don't mind getting wet, have them hold the cup of water above their heads on the way back.

Drink taste test

Show the children a selection of drinks. For example, water, fruit juice, cold tea, milk, and so on. (Check for allergies)

Next blindfold the child and give them a spoonful of a drink.

They should guess which drink it is.



Well with memory verse

What you need:


Template pages, (on paper or card)
Colouring pencils,
Scissor,
Glue or tape.
Two lollipop sticks

Bonus

Fill the well with
a snack or treat




What to do:




Colour the template page.



Cut out the template and
glue the base together.




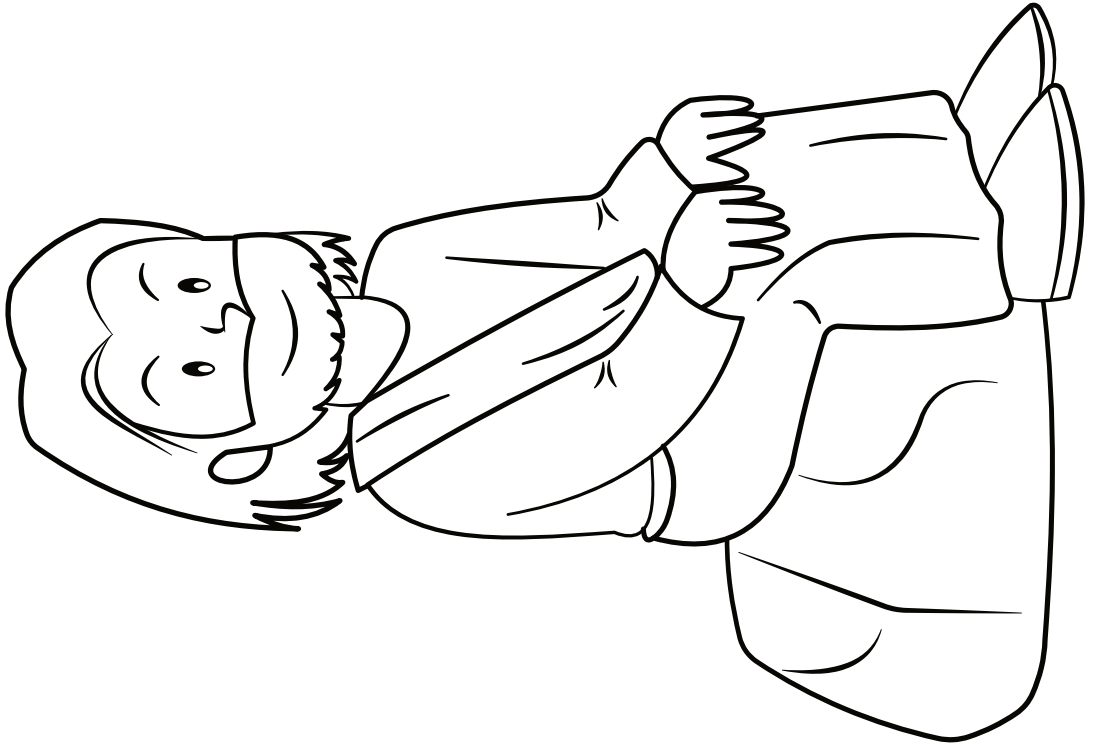
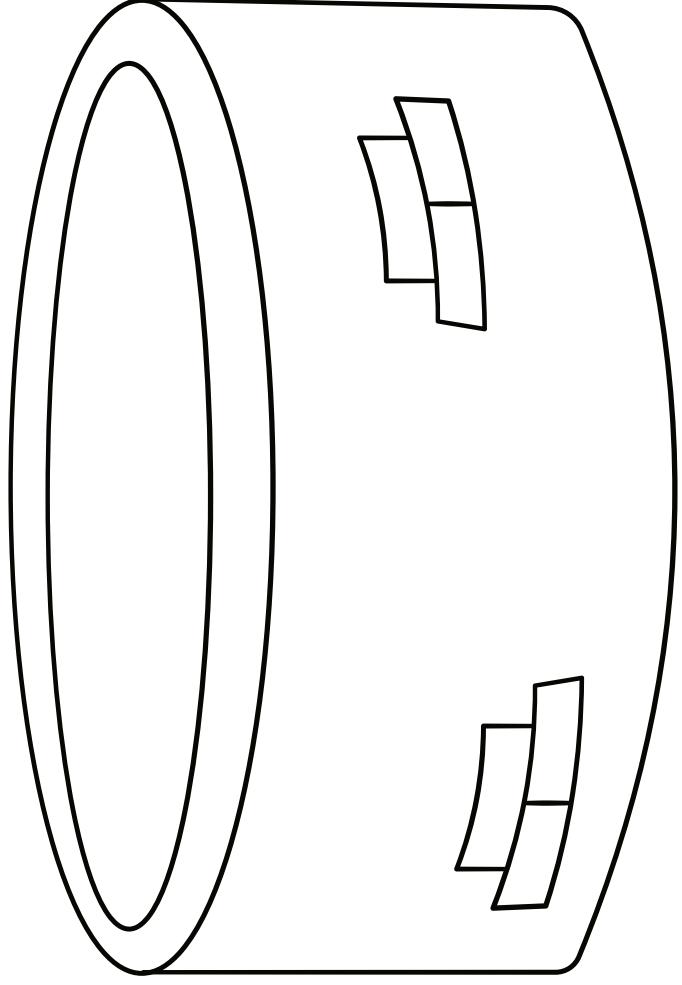

Glue or tape lollipop sticks
onto the base and attach
the roof.


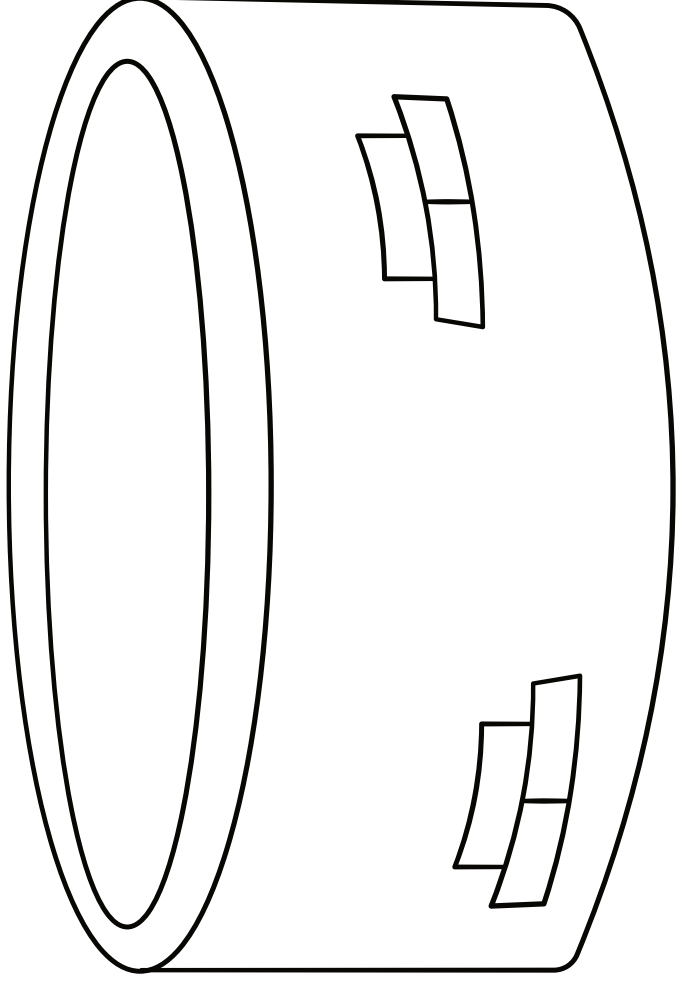



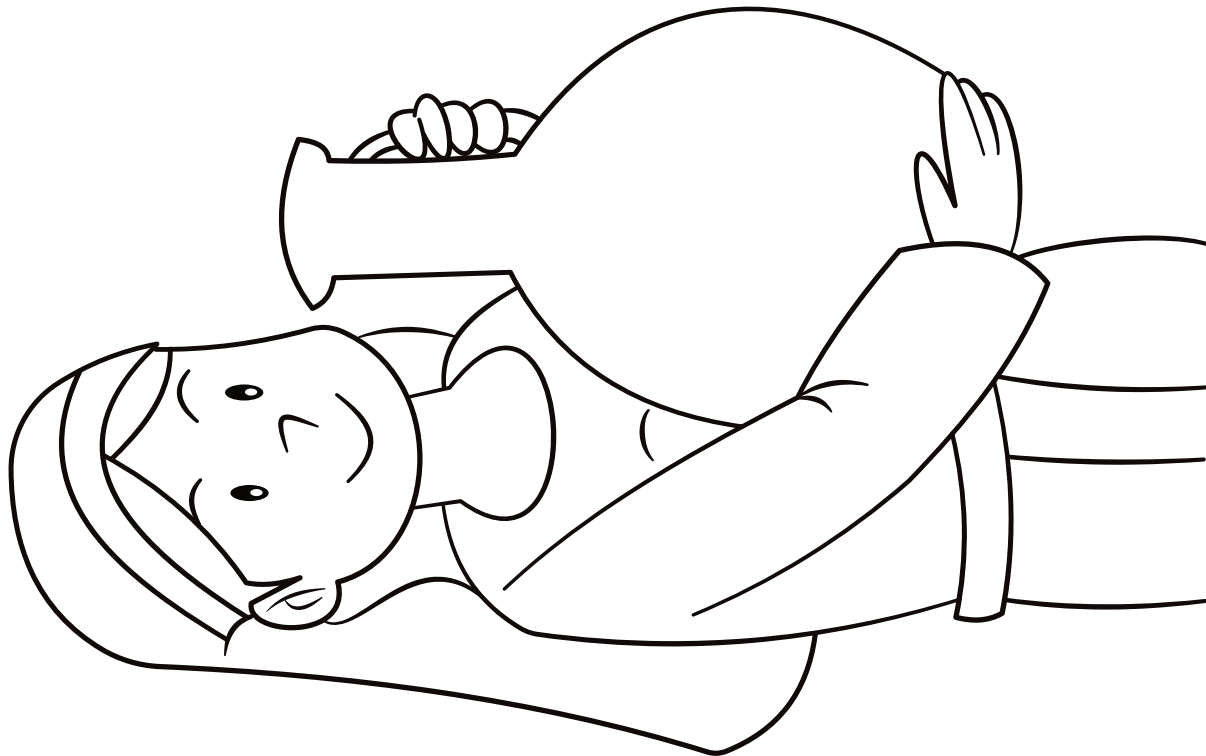
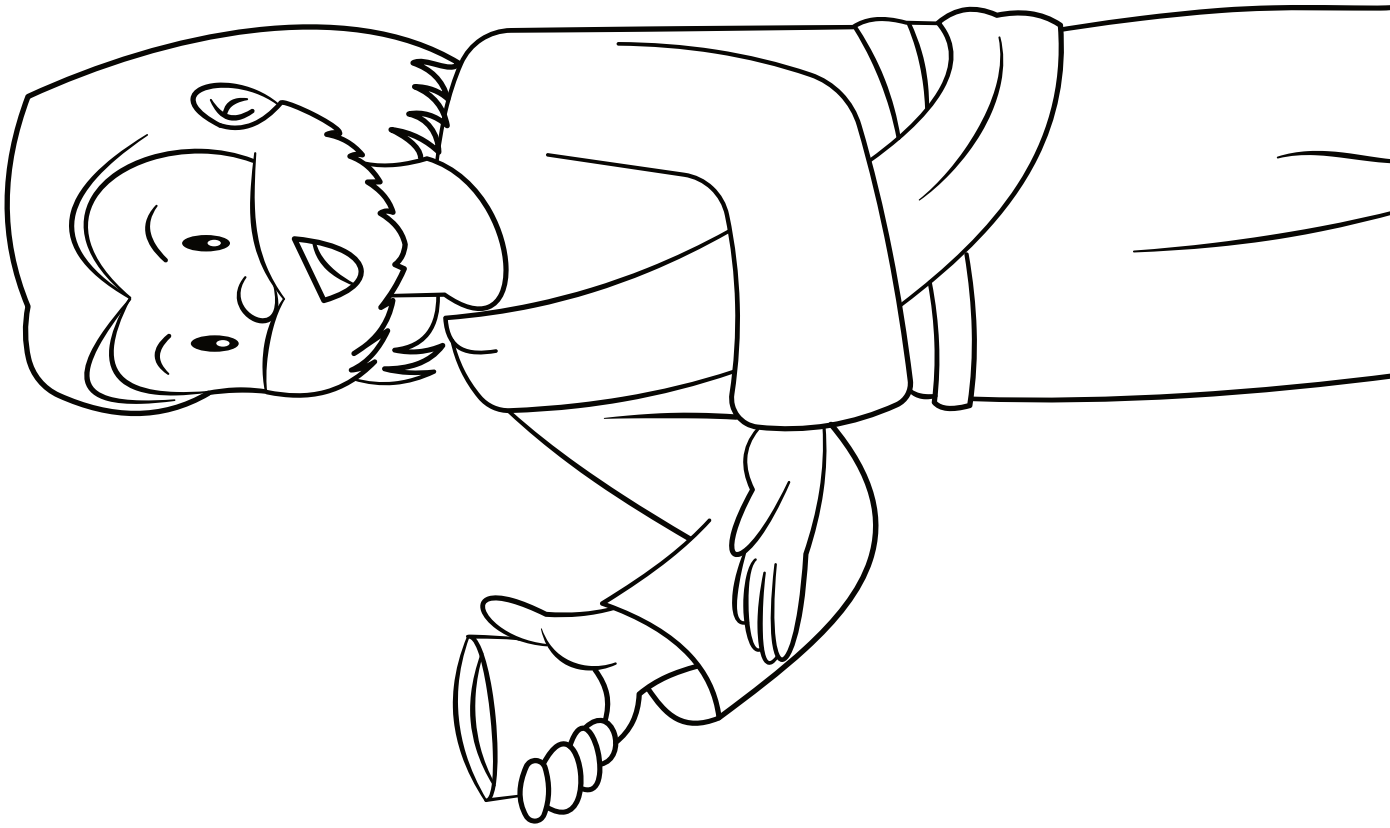
John 4:14
"Whoever
drinks the
water I give
them will
never thirst."

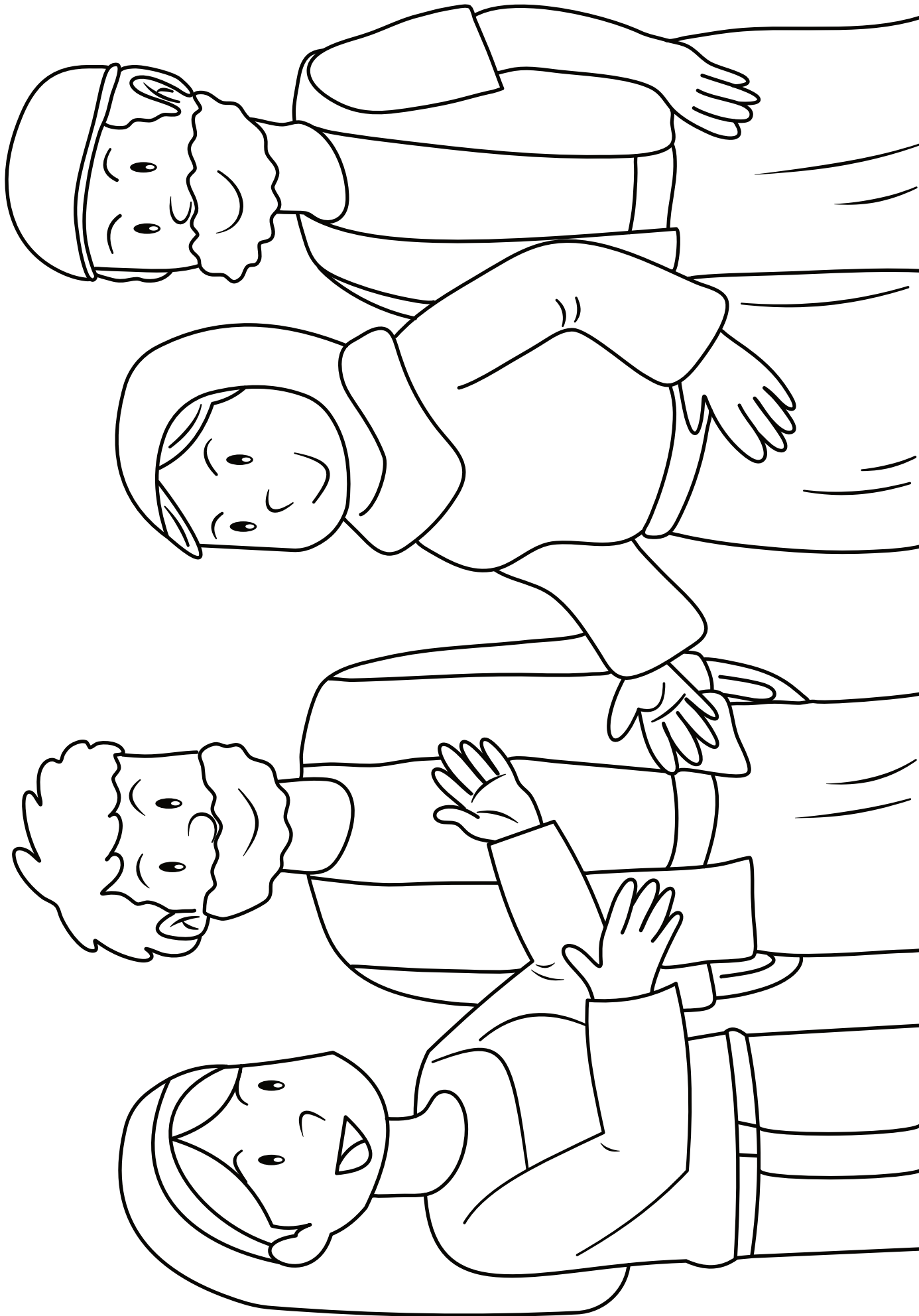
"Whoever
drinks the
water I give
them will
never thirst."
John 4:14











Worship Time

Recommend worship songs. Not produced by Trueway Kids. YouTube Videos to be used for personal use only.

Goin' to the River

<https://youtu.be/GIHkSftQ5Nk>

Living Waters

https://youtu.be/bDjD_Mr0-zQ

Friend Of God

<https://youtu.be/8p8x2eK4SfY>



Prayer

Thank God that He meets all our needs. Ask Him to help you not to judge people but to share His love and grace with others.

Next Week

Jesus feeds the 5,000

If you haven't already done so, sign up to receive future lesson by email.
truewaykids.com/subscribe/

