

# The Parable of the Talents

5+ lesson pack



# Introduction

The Parable of the Talents found in Matthew 25:14-30 remind us that God is generous and grants us God given talents and abilities to use for His glory.

## Key Points:

1. God gives each of us different kinds of talents. (1 Corinthians 12:18-21).
2. We need to use what we have for God.
3. The Bible is a treasure, we should share the Bible.



## Lesson Guide

Talk to your child about the gifts that God has given to them. Singing, drawing, cooking, listening, problem solving and so on. Read 1 Corinthians 12:18-21 with your child. Share how God has given each of us different gifts. We should not compare ourselves to others but use the gifts God has given us.

Help your child to recognize the gifts God has given them. Both material and non-material gifts.

Take a piece of paper and ask your child to count the (4) corners. Now, ask them to carefully cut off one corner with a scissors and give the corner to you. Share that sometimes we try to keep things for ourselves, but when we give what God has given us, He gives more. Ask them to count the corners again. There will now be 5. Repeat with each of the four original corners. Each time they give one away, they will gain one more.

One gift that God has given is the Bible. One way to keep this treasure safe is to hide it in our hearts (read Psalm 119:11). We should do more than hide it away though. We should also share it.

Share how God's word is a priceless treasure we should want to tell others about. If your child made the treasure memory verse craft from the sermon on the mount lesson, you could reference it. Additionally, you may create new "treasure" by asking friends or family for their favorite verses and adding them.

Ask your child if there is something they really want? A particular toy? What would your child do with that treasure if they received it? Would they dig a hole, hide it away and tell nobody about it, or would they use it, tell everyone about it and keep it safe?

God has given each of us a talent. Share that a talent in the Bible was a weight. Probably around 33kg. Try and weigh out objects on your bathroom scale to the weight of a talent. Share how even one talent of gold or silver was very precious. We should never look down on the gifts God gives us.

What are ways that we can use our talents to honour God? If we sing, we can honour God by singing songs that praise Him. If we draw, we can draw pictures of Bible stories. If we cook, we can make food for those who are sick. Just like the two good servants, we need to use our talents wisely.

Thank God for the treasure of His Son. Ask him to help you use your talents to share this treasure with others.

# The Parable of the Talents



One day, Jesus told a story to teach people to use their gifts.

Jesus said, “The Kingdom of Heaven is like a man going on a long trip. Before he left, he called his servants and gave them some of his things to take care of while he was gone.

To one he gave five talents, to another two, to another one, to each according to his own ability. Then he went on his journey.

The servant with the five talents quickly invested them to make five more talents. In the same way, the servant who got the two gained another two.

But the servant who received the one talent went away and dug a hole in the ground to hide the money until the master returned.





A long time later, the master returned from his journey. He asked the servants what they did with his things.

The servant who received the five talents came and brought another five talents, saying, 'Master, you gave to me five talents. I have gained another five talents for you.'


The master said, 'Well done, good and faithful servant. You have been faithful over a few things; I will let you care for much greater things. Come and share my joy with me.'

The same happened with the servant who doubled the two talents he was given.



Then the servant who had been given one bag of gold came to the master. He said, 'Master, I knew that you are a hard man. I was afraid and hid your talent in the earth to keep it safe. Here it is.'

The master answered, 'You are a wicked and lazy servant! You could have at least deposited my money with the bankers, to make some interest.'

He ordered the talent be taken from him and given to the servant with ten talents. The lazy servant was thrown out."

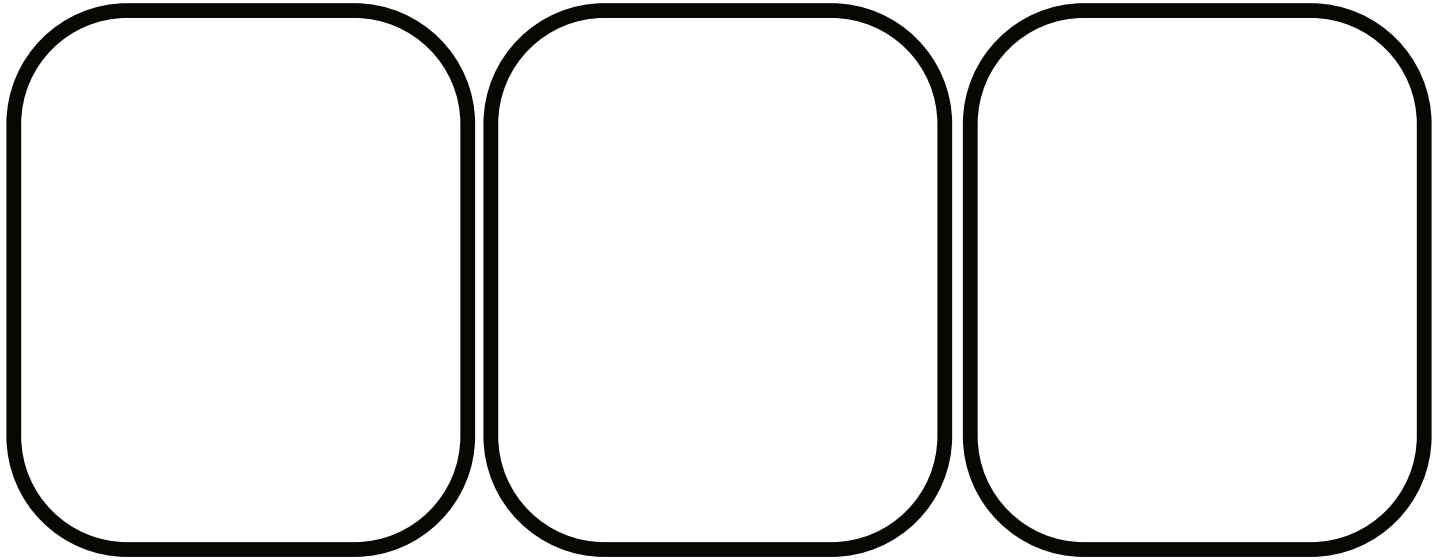


# Find ten differences



# My Talents

Draw or write three things you enjoy doing



How can you use  
these talents for God?






How many talents did the master give to his servants?

*Draw one coin for each talent*



How many talents did the servants give back to the master?



# Word Search

E V I F B H L Z N R  
M W T M K U Y L E L  
R E T U R N R T M C  
Q F G T Z K S I T W  
T N J N N A F H E K  
P M O E M A R K D D  
Y J N L K E V D L T  
P L E A E B Y R K T  
F A I T H F U L E T  
Y Q Y E N R U O J S

TALENT  
MASTER

RETURN  
BURIED

ONE  
THREE

FIVE  
JOURNEY

SERVANT  
FAITHFUL

# Games and Activities

## Talent show

Create a stage area to hold a talent show.

There are two options for this activity – the first would be for children to use their talents.

The second is for a funny talent show.

Write some tasks on bits of paper (tell a joke, do a funny dance, perform a magic trick, sing a song etc), and place in a hat.

Children will then pick a random talent to perform.



## Hide the treasure

Choose an object to be the treasure.

Have a player create a map for their partner or team to find the treasure they hid.

Who can find it the fastest?

Take turns to hide it somewhere and to try and find it.

## Before the master returns

You will need at least two people for this activity. It can also be played as teams.

One player is the master. The other is a servant.

The servant should have a simple challenge to complete, but they must do it before the master returns.

On go, the master must walk around the outside of the room and return before the servant complete the challenge. The first one back wins a point.



# Talent bag




## What you need:

Template pages, Colouring pencils, Scissor, Glue and Ribbon

## Activity

Turn this craft into an activity by rewarding your child with the coin for using their talent throughout the week. For example: If they do some gardening, give them the gardening coin. If they cook something, reward them with the cooking coin.

## What to do




Colour the template page.





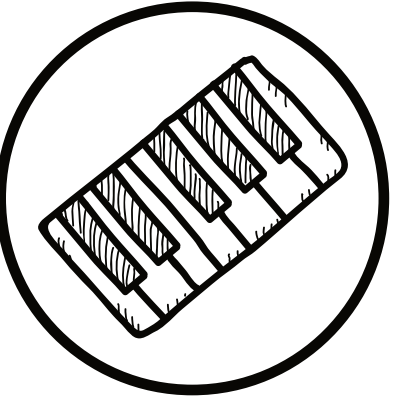




Cut around the bag and coins. Glue on front of bag.




Tie ribbon onto bag. Collect coins.



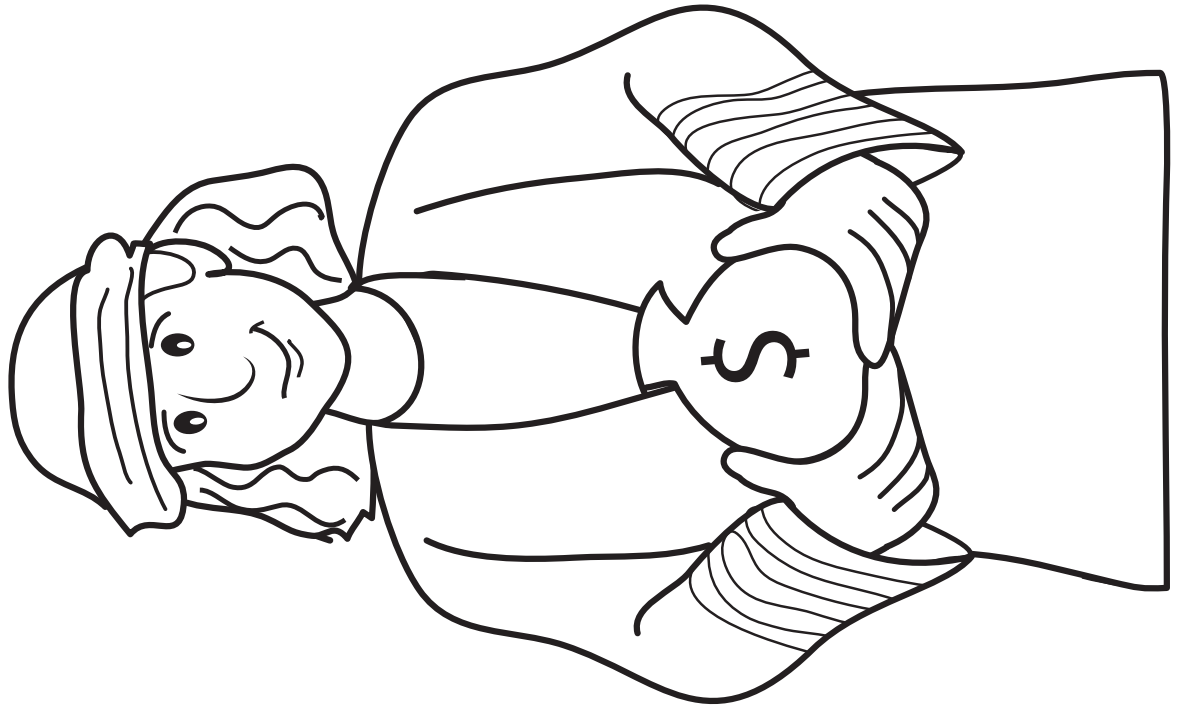


**Use whatever gift  
you have  
received to  
serve others  
1 Peter 4:10**











# Worship Time

Recommend worship songs. Not produced by Trueway Kids. YouTube Videos to be used for personal use only.

The Parable of the Talents - story

[https://youtu.be/\\_rlc05AKP3w](https://youtu.be/_rlc05AKP3w)

I Give You My Heart

<https://youtu.be/AICgDI4WINY>

This Little Light Of Mine

<https://youtu.be/cKkblZtqhyQ>

Made For This

<https://youtu.be/jVKu0i3YEAM>



## Prayer

Thank God for the gifts He has given you.

Ask Him to help you to use them to serve Him and others.

## Next Week

The Parable of the Great Feast

If you haven't already done so, sign up to receive future lesson by email.  
[truewaykids.com/subscribe/](http://truewaykids.com/subscribe/)

