


5+ lesson pack

The Mustard Seed



Introduction

Throughout His ministry, Jesus told many parables to help explain a Biblical truth. In this lesson, we will study the Parable of the Mustard Seed found in Mark 4:30-32..

Key Points:

- God uses small things for big purposes.
- We should never look down the small things.
- God's Kingdom is growing around the world.

Lesson Guide

Many things that begin small become large. Ask your child to name some things which start out small but grow big. For example, seeds are small but become big plants. People start as babies but grow to be adults. An egg becomes an ostrich.

Examine an uninflated balloon (you may also substitute for a stick of gum.) Talk about how small and unimportant it looks. Then begin to blow the balloon up until it is big. (If possible, write a surprise Bible memory verse on the balloon that appears when you blow it up.) If we ignored the small piece of rubber and said it wasn't much, we would never be able to enjoy a big balloon.

Remind your children that Jesus lived in a day vastly different to our day. When Jesus first began to preach the Gospel, He did not have internet or television. He couldn't catch an airplane to fly around the world. He spoke to people, and they spoke to other people, and they spoke to still more people.

Lay out a paper towel or napkin. Take a small piece of wet sponge and place it in the middle. The sponge seems very small, but the water in the sponge will spread and wet the whole paper towel.

Using a map or globe, point to Israel where Jesus began his ministry. You may also point out Rome, Corinth, and other Bible places that the apostles carried the Gospel too (we will look at these trips later in the year). Look at other countries on the map and explain that missionaries carried Jesus' word there too. If you or your church supports missionaries in a country, you may do a more in-depth study. Look at pictures of the missionaries. Say a prayer that the word they are preaching will change lives.

Jesus's words will grow in hearts and change people. Read Isaiah 55:11. You may choose to memorize it together.

Remind your child that God can use the smallest of actions. Refer to the boy's lunch that provided for thousands of people when Jesus multiplied the fish and the bread.

Think about what ways can you help to spread the Gospel by doing small things? Could you hand out cards to friends with verses in them? Invite someone to church? Teach friends a Bible song? Be kind to someone?

Plant flower seeds into individual small pots. Select some friends. Every time you water or tend the seeds, pray that God would grow His word in these individuals' hearts. When the plants are big, you may gift them to these friends.

Pray and thank Jesus that His word can grow and change lives. Ask Him to grow His words in your heart.


The Mustard Seed

Jesus told the people a parable about a mustard seed.

He wanted to teach his followers what the kingdom of God was like.

One day, a farmer went to plant some seeds in his field.

When he looked at the mustard seed, it was very small.




It did not look important.

The farmer planted it with care.

He dug a hole, covered the seed with soil, and gave it water.

Slowly, the little seed grew into a small plant.

Each day, the farmer watered the plant, and the sun shone on it.



The plant grew bigger and bigger.

The plant grew so big that the birds made nests and lived in the tree.









The mustard seed reminds us, the smallest things we do in the kingdom of God can grow into something bigger than we could ever imagine.




How tall are these trees?
Use a ruler to measure them



Sequence the cards



Label the parts of the tree




Roots, Crown, Trunk, Branch, Fruit, Leaves

Find ten differences



Watch it grow

Draw a picture of something which starts small and then gets bigger. (For example, a plant, animal or tower)



Games and Activities

Leaf Verse Hunt

Pick a memory verse for the children to learn.

Cut out some paper leaves, one leaf for each word plus one for the Bible reference. (You could also use real fallen leaves)

Use different colour leaves and repeat if activity is for teams.

Hide the leaves around a space.

Have the children hunt for all the leaves and arrange in the correct order to complete the Bible verse.



Bird nest challenge

Collect some twigs, long grass, straw etc. Try to make a bird nest which is strong enough to hold an egg (a plastic egg may be cleaner :D). You will need to weave the twigs together to make a basic nest shape, before using grass, straw and fallen leaves to fill in any spaces. (Indoors: Use straws and shredded paper).




Build it big

Give children some items to build a tower. Such as cups, dominoes or playing cards.

Set a challenge to see who can build the biggest tower.

Spend some time to reflect on how it began small but got bigger.




Seed Tree



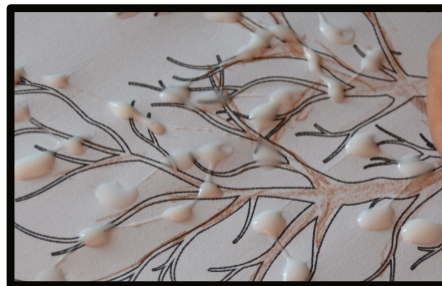
What you need:

- Template page
- Coloured pencils
- Glue
- Pumpkin seeds (or other large seed)

What to do:



Colour the template page



Add glue spots onto the branch




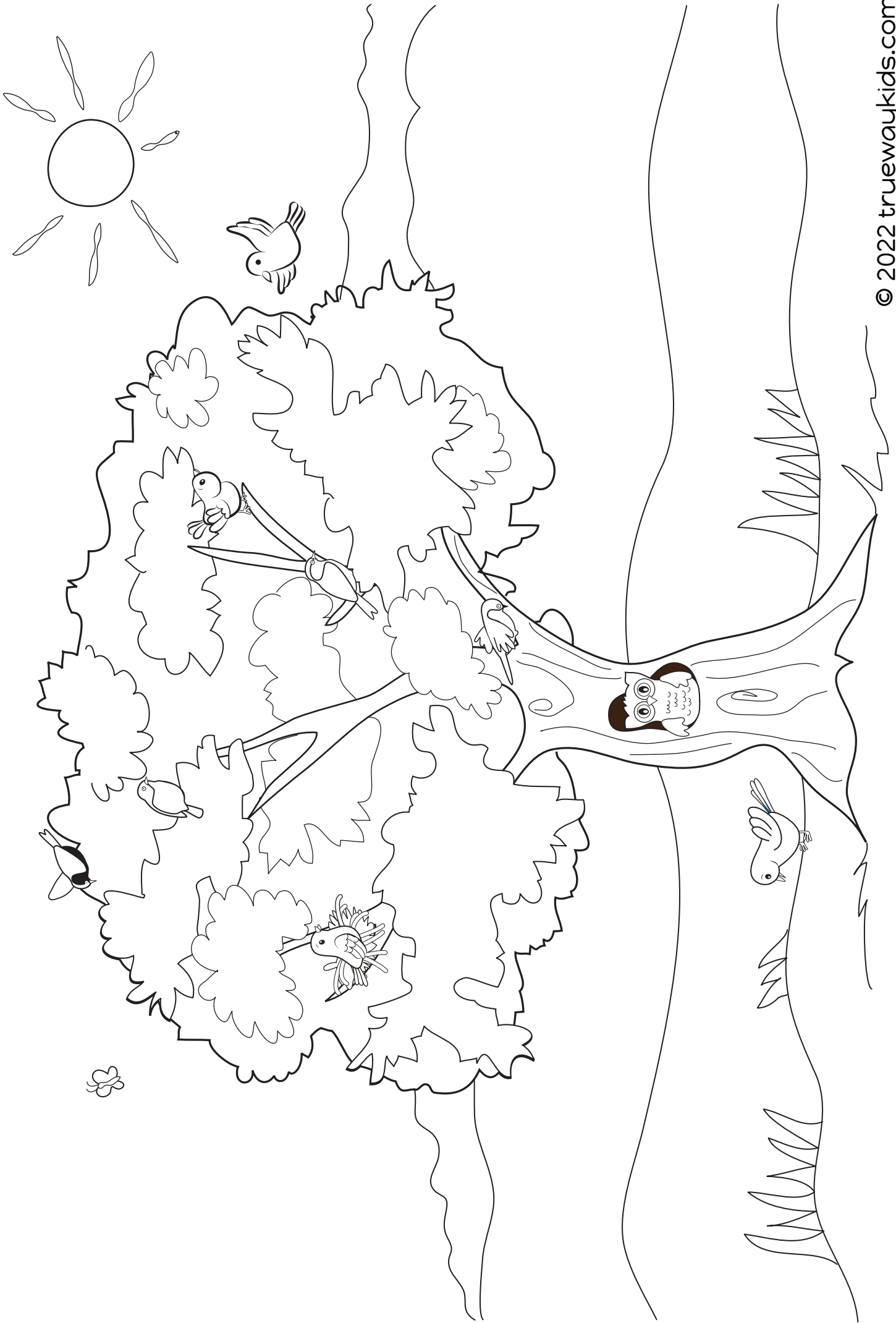
Stick on seeds to make leaves. Allow to dry.











Worship Time

Recommend worship songs. Not produced by Trueway Kids. YouTube Videos to be used for personal use only.

Read Your Bible, Pray Every Day

<https://youtu.be/PYRyJxs9CG4>

Faith as Small as a Mustard Seed

<https://youtu.be/ggef4J5oYG0>

God Uses Kids

<https://youtu.be/dSud8amtHsg>



Prayer

Thank God that He is building His Kingdom. Ask Him to help you be faithful in the small things and to serve Him any way you can.

Next Week
The Good Samaritan

If you haven't already done so, sign up to receive future lesson by email.
truewaykids.com/subscribe/

