

The Persistent Widow



5+ lesson pack

TRUWAY KIDS.COM

Introduction

Throughout His ministry, Jesus told many parables to help explain a Biblical truth. This week we will study the one found in Luke 18:1-8 to teach us about prayer.

Key Points:

1. We should pray without ceasing.
2. Perseverance is important.
3. God is good and always does what is best.

Lesson Guide

Ask your child if they know what perseverance means? They likely understand it in the negative sense of nagging. Share how it means to keep working at something even when it's hard or takes a long time to learn. Have you ever taken a long time to learn something? Share something that takes a while to learn like a musical instrument, drawing, or cooking.

It is **really important** to show your child that the judge in the parable is not God. He is not even close to God. God is good! Jesus uses the judge as a contrast to God. Speak about some contrasts such as light and dark, slow and fast.

Sometimes when we pray, God will seem to answer right away. Other times, we will have to wait a long time for God to answer. God is answering all along. Sometimes, He says yes. Sometimes, He says no. And sometimes, He says wait.

Play a game with your child. The goal is to cross a space. The child may ask to take a certain amount of hops, skips, or steps. Each time the child asks, answer either yes, no, or wait. If you respond, wait, give the child a specific time, and count off the seconds together before the child can proceed with his request. Make sure to tell the child no more than once. Surprise the child with a treat at the end of the game. Remind the child that if they had given up halfway across the floor, the child would not have received the treat.

Waiting can be hard—especially when it seems like no matter how much we try, the goal we have is out of reach. Yet God knows everything. He knows if we need a yes to our prayer or whether we need a wait or a no.

Discuss some wishes that you have made in your life or that your child has. For illustrative purposes, these can be silly. Example: Talk about a wish like wanting your hair to grow very fast. Then discuss some of the problems that might happen. Also, talk about a time your child requested to do something, and you said no or wait. Explain that just as you know best for your child, God knows best for his children.


God will always do what is best for His people, whether he says yes, no, or wait.

Put a fruit like strawberries or apples on the table. You will need one that is fully ripe and ready to eat, and one that is green and unripe. Cut both the fruits up and try them with your child. As you pucker at the sour, unripe fruit, talk about how waiting for the proper time is important. The fruit is sweet at the right time. Read Galatians 6:9.

Share some personal answers to prayer, yes answers, no answers, and wait answers. Share how just like the woman in the story, we should continue to pray and trust God that He will answer our prayers in the best way.

Thank God that He answers prayer. Ask Him to help you pray without ceasing.

The Persistent Widow



Jesus taught His disciples and followers in many parables.

One day, Jesus used a parable to teach His followers that they should always pray and never give up.

Jesus said, “There was a judge in a certain city who didn’t fear God and didn’t respect people or care about doing what was right.

A widow also lived in that city, and she often came to him, saying, “Give me justice in this dispute with my enemy.”

The judge ignored her. He didn’t care or want to help.

But the widow never gave up. She kept visiting the judge and asking him for justice.



This went on and on until the judge said to himself, “Though I neither fear God, nor care about people, because this widow won’t stop bothering me, I will defend her, and see that she gets justice. Otherwise, she will wear me out by her continual coming.”



Jesus said, “Listen to what the unrighteous judge says even though he was bad.

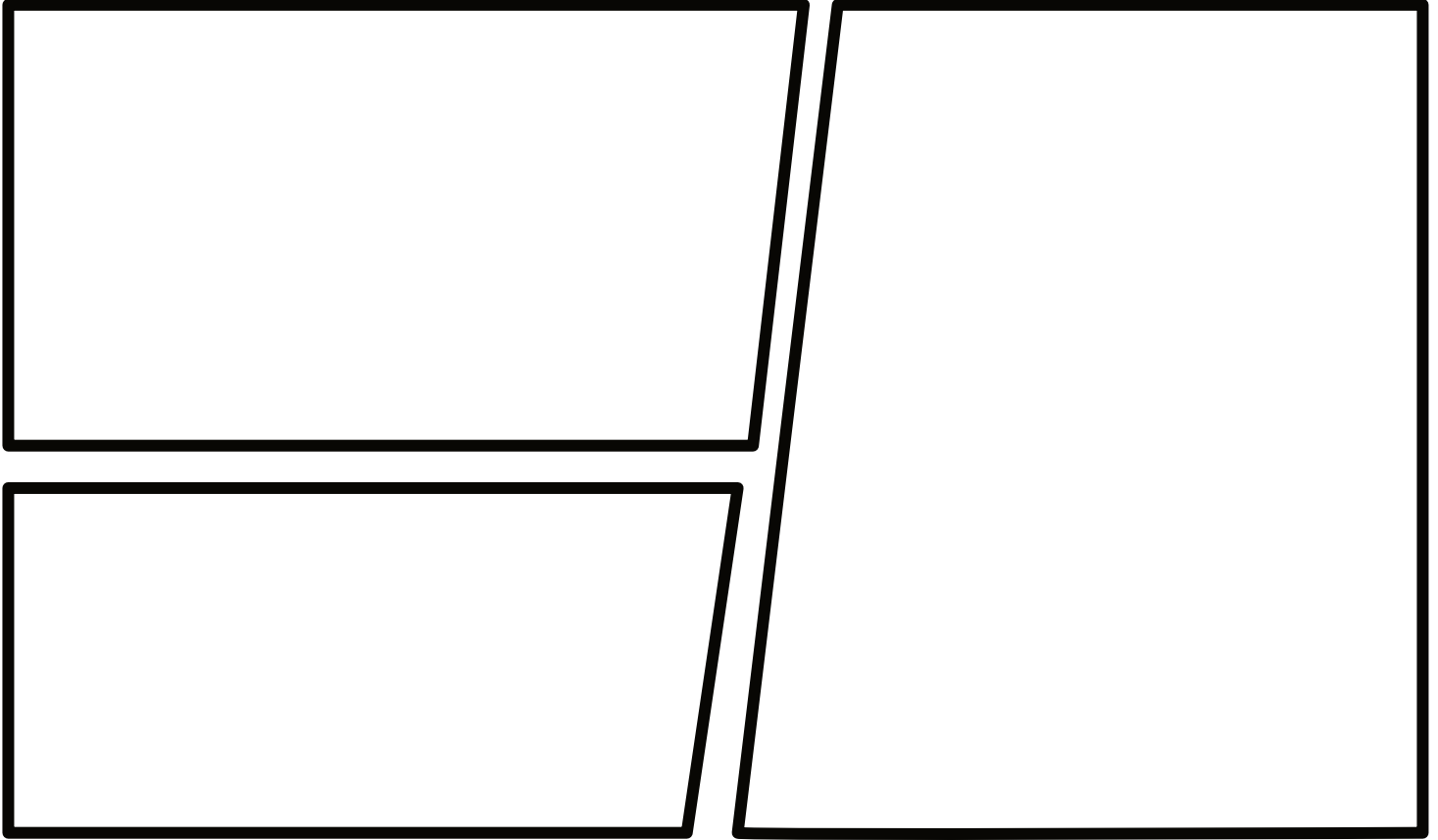

Won’t a good God do what is right to his people who cry to him night and day? He will not be slowing in doing what is right.

Nevertheless, when the Son of Man comes, will He find faith on the earth?”




My Prayer List

Write or draw pictures of things and people you will pray for this week.


Three large, empty rectangular boxes with black outlines, arranged in two rows. The top row has two boxes of equal size, and the bottom row has one larger box on the right and one smaller box on the left.A large, empty rectangular box with a black outline, positioned to the right of the kneeling boy.


Tick off a circle each day as you pray for your list.

A horizontal row of seven empty circles, intended for marking off each day of prayer.


True or False

	TRUE	FALSE
Jesus taught His disciples in parables.		
Jesus told His followers to pray seven times and then give up.		
The judge feared God.		
The widow asked for justice.		
The judge didn't want to help.		
The widow was sad but gave up asking.		
Eventually, the unjust judge helped the widow.		
Jesus said, God will not be slowing in doing what is right.		





Help the widow find the judge



Games and Activities

Challenges

Give the child some doable but difficult challenges. Such as walking across a room balancing a pillow on their head or catching a ball ten times without dropping it.

Encourage them to keep going until they master it and congratulate them.

Talk about how it was important they didn't give up.

Challenge them to be committed in prayer.



Hide and Seek

You can never go wrong with a game of hide and seek.

Take turns to hide or to hide an object.

As you play, congratulate your child on not giving up until they found the person or object.

Talk about how the judge wanted to avoid the widow, but she kept seeking him and asking for justice.



Prayer Board

A prayer board makes a wonderful reminder to be faithful in prayer.


Take time to create and decorate a board to hang prayer requests.

Give the child some cards to write a request and hang on the board.

Make sure you go back to the board on a regular basis to pray for the items and give thanks for answered prayer.



Prayer Book



What you need:

Card or foam
Paper
Pencil
Scissors

Hole Punch
String
(Optional photos)


What to do:



Draw around your child's hands in a prayer shape onto the card or foam. Cut out two copies and as many copies as desired on the paper. Each hand will make a page.




Stack all the paper on top of each other. Place the card hands on the top and bottom. Punch two holes.





Thread the string through the holes and tie together to make a book. Write or put pictures into your prayer book.

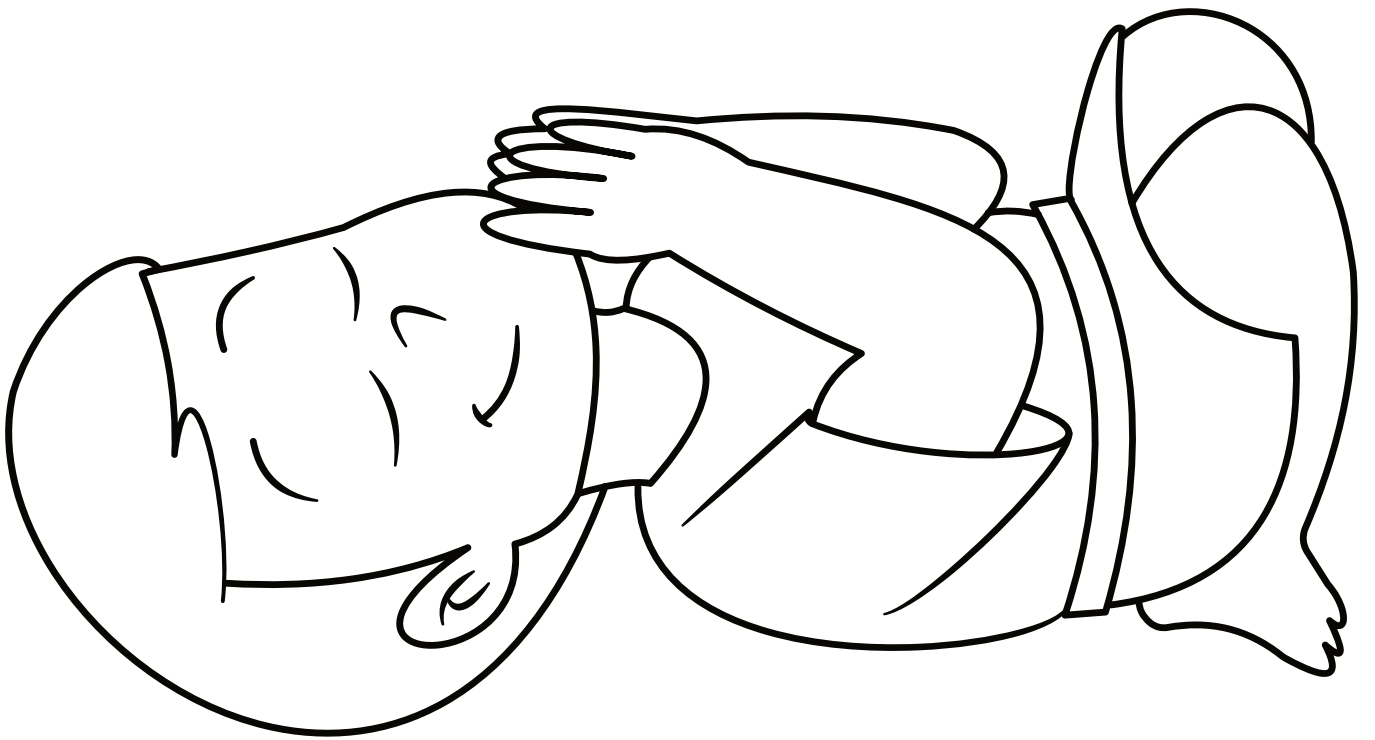
Share your crafts photos with @truewaykids











Never

stop

Praying

Worship Time

Recommend worship songs. Not produced by Trueway Kids. YouTube Videos to be used for personal use only.

Do Not Give Up

<https://youtu.be/uJ6JQEPADsA>

Whisper A Prayer

<https://youtu.be/scgJzYBEaGY>

God Answers Prayer

<https://youtu.be/ABoyVKTPY5c>



Prayer

Thank God that He is good and always listens and answer our prayers. Ask Him to help you to pray every day and never to give up.

Next Week

The Mustard Seed

If you haven't already done so, sign up to receive future lesson by email.
truewaykids.com/subscribe/

