

Parable of the sower



5+ lesson pack

TRUEWAY KIDS.COM

Introduction

In this lesson we are exploring Jesus' parable of the sower. This parable is found in three Bible passages: Matthew 13:1-23, Mark 4:1-20, and Luke 8:4-15.

Some of our main points are:

- Our heart must be responsive to God's Word.
- We can ask for help to understand the Bible.
- We must share God's truth with others.

Lesson Guide

Begin this week's lesson by creating four fields with your child. To do this, you will need four plastic containers or seed trays. Fill each container with a layer of soil and then follow the steps in the parable.

1. Create a path across the field. Have your child step on the soil to compress it and make it hard.
2. Cover the field in rocks
3. Find some garden weeds and twigs to place in the field
4. Leave the soil looking nice and clean.

Give you child some seeds and ask them "which field would be the best to plant the seeds?"

Remind your child that a parable is a story Jesus taught to help people understand important truths. In this parable, Jesus wanted the people to understand the effects of God's Word and his teaching on their hearts.

Read the parable from your children's Bible and review the fields you have created as you go along.

Play a listen game such as 'Simon says'. Speak about how it is important that we listen careful and obey the correct things.

Talk about ways we respond to what people tells us. For example, maybe your child tries to tell you something important when you are busy, and you do not really pay attention. Ask them how that makes them feel, apologise and remind them that what they tell you is really important.

Share that more and more people came to listen to Jesus' teaching, but many of them did not have the right heart to listen and obey him.

Read the second part of the passage where Jesus' explains the parable. Show how the disciples did not understand it is meaning so asked Jesus to explain it. Remind your child how God knows we have a lot to learn and that we may not understand everything in the Bible. When we do not understand something, we can pray and ask God to help us understand it. Think of people we could ask to help us understand the Bible.

Share how the seed that landed on good soil went on to produce a great harvest. Slice a tomato, watermelon or another fruit with seed inside and count out some of the seeds with your child. Explain how a seed produces another plant which in turn creates many fruits and many more seeds. Think about how God wants us to share His truths with others and to plant seeds for Him. Think of ways we can do this.

The Parable of the Sower

Jesus taught the people many things by telling them stories. One day, He told a large crowd this parable.

“A man went out to sow some seed.

As he sowed it, some of the seed fell on the road. Birds came and ate the seed.

Some seed fell on the stony ground. Not much earth covered the stones. The seed started to grow right away because it was not deep in the ground.




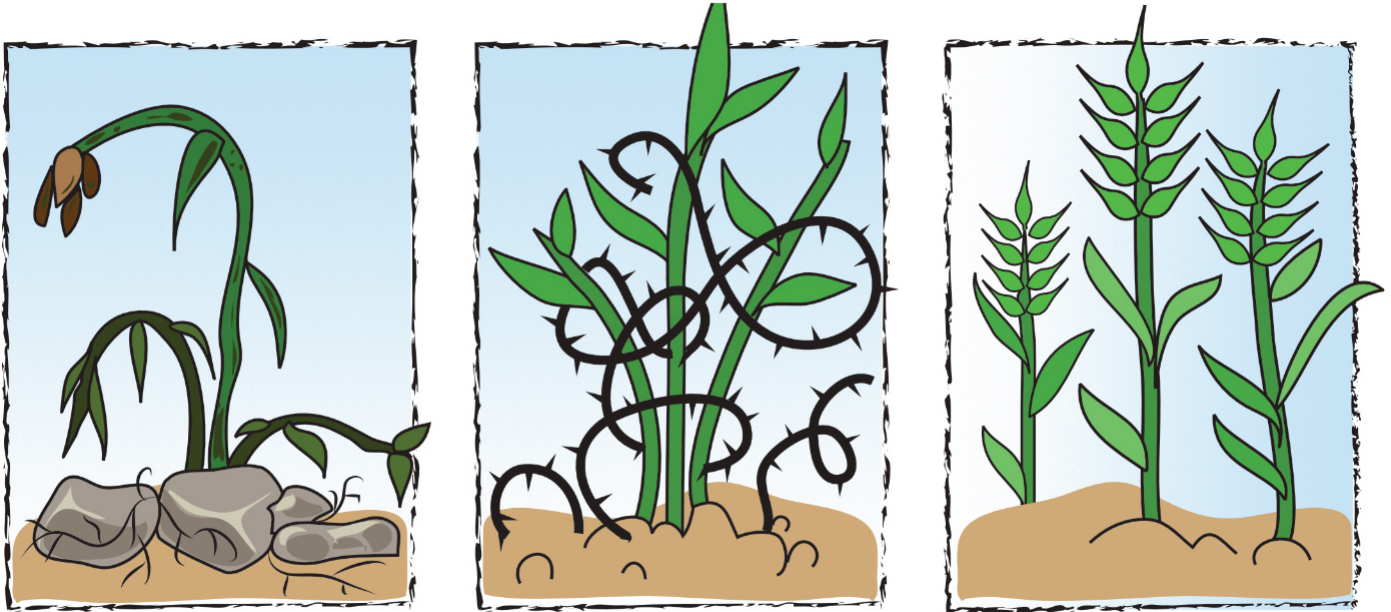
But, when the sun began to shine, it was too hot for the new plants. They died because they had no roots.

Some seed fell among the weeds. The weeds grew up and made the new plants die.

But some seed fell on good ground. The seed grew and the plants gave more seed. Some plants gave thirty seeds. Some gave sixty. And some gave a hundred.

Everyone who has ears, listen!”





Later that day, Jesus told his disciples what the story meant.

“People listen to the message about the kingdom of heaven. If anyone does not understand it, the devil comes along and takes the message out of his heart. That person is like the seed which fell on the road.


Some seed fell on the stony ground. That is like a person who hears the message and right away he is glad to hear it. But it does not go down deep in his heart. He believes it for a short time. When trouble or a hard time comes because of the message, he stops believing.

Some seed fell among the weeds. That is like the person who hears the message. But he thinks about the things of this world. He wants worldly things to be happy. These things push the message out of his heart. No good comes from it.

Some seed fell on good ground. That is like a person who hears the message and understands it. Much good comes from it. Some people are like the seed that gave a hundred more seeds. Some people are like the seed that gave sixty. Some people are like the seed that gave thirty.”





Word Search




Words

- | | |
|---------|--------|
| BIRDS | SEEDS |
| FRUIT | SOIL |
| PARABLE | SOWER |
| PATH | SUN |
| PLANTS | THORNS |
| ROCKY | WEEDS |

Find 10 differences




Which seed made it to the good soil?



Our hearts are like soil.

How can we prepare them to receive the seed of God's word?



Games and Activities

Hungry birds

Select one player to be a scarecrow. All other players will be birds.

Place some bits of paper on the floor to represent seeds. All the birds line up on one side of the room. They should try to make it the other side and collect a seed on the way.

The scarecrow should try to tag the birds. Any birds tagged are scared away and out of the game.

The bird with the most seeds at the end of the game wins.



Gardening

One of the best ways to understand this parable is by doing some gardening with your children. Gardening with children engages all their senses and is a great learning tool without even realising. It is also shown to help healthy eating. For this week's lesson, plant some seeds, pick and identify some weeds, and talk about why certain plants grow in certain places.




Plant in the good soil

Mark four squares on the ground. Label each square to match the grounds in the parable. Give each child a bean bag and have them throw it into the good soil. Points are scored only when the seed lands in the good soil.



Good soil plates



What you need:


2 Paper plates
Paint and brushes
Glue

Seeds template
Pens
Scissors


What to do:











Paint half of the underside of a paper plate brown and the inside of another paper plate blue. Allow to dry





Cut the brown paper plate in half and glue to blue plate.






Cut out seeds from template. Write on some Bible memory verses and 'plant' in the soil.











Worship Time

Recommend worship songs. Not produced by Trueway Kids. YouTube Videos to be used for personal use only.

Looking At My Heart

<https://youtu.be/AS0Dgv-iJPo>

Sow The Word

<https://www.kidssundayschool.com/preschool/songs/sow-the-word>

Sowing the Good Seed

<https://youtu.be/2Nd1LsV0-Bo>



Prayer

Thank God for his Word. Ask him to help you listen well and do the things He says. Ask God to help you understand the Bible.

Next Week
The Persistent widow

If you haven't already done so, sign up to receive future lesson by email.
truewaykids.com/subscribe/

