

Jesus Chooses His Disciples

Baby and Toddler Lesson



TRUEWAY KIDS.COM

Story



Jesus chose 12 men to be his disciples.

They were normal people, with normal jobs,

But God had a special plan for them.

Jesus taught the disciples the Bible, how to pray and how to obey God.

Jesus told them to share His special message with others.

They went to homes and villages, share the good news, and perform miracles.

Jesus told them not to take lots of things with them,

God would provide everything they needed.

The disciples told everyone the wonderful news about Jesus.

Jesus wants us to share His good news with others.

He promises to help us.

A Dozen Disciples

Jesus had a dozen of disciples. It means that He had 12 disciples.

Skills learned:



Numbers



Gross Motor
skills



Sight

Materials needed:

A dozen of objects

You may also use the disciple cards.

Preparation:

Gather 12 objects.

Steps:

For Babies and Toddlers:

Show the children twelve objects. Explain that sometimes we call twelve a dozen.

Hide 12 objects around your room or backyard.

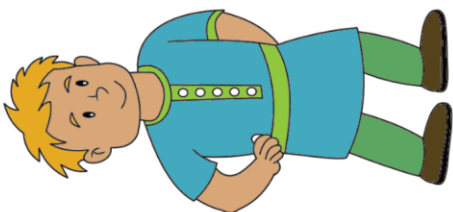

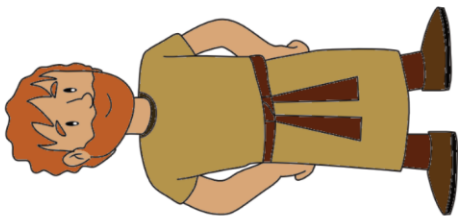
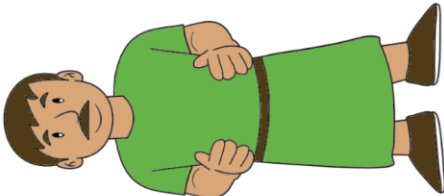


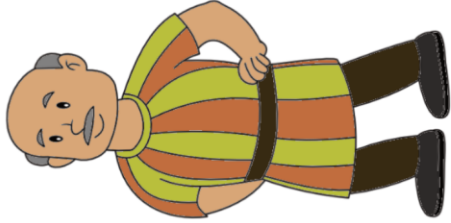

Let the children seek those objects.

Always ask the children if they found the dozen.

Help them count to twelve.

Let the children have the chance to hide the objects too and the other kids or grownups can go find the dozen!





By Your Name

Jesus called each of the disciples to follow Him. Jesus knows all our names.

Skills learned:



Letter
Recognition




Fine Motor skills



Colours and
Shapes

Materials needed:

- A plastic pocket (sleeve)
- Play dough
- Paper
- Pen



Preparation:

Write the child's name in on some paper and place inside a plastic pocket.

Steps:


For Babies and Toddlers:

- Show the child the plastic pocket with their name on it.
- Ask them if they recognize what is written?
- Read the letters slowly – Wait until they recognize their name.
- Give them some playdough and let them follow the lines of the letters to write their name.
- Review each letter name and sound as they complete it.
- Read their name again.
- Share that Jesus knows their name and love them.

Name hunt

Jesus found the disciples and called them by name to follow Him.

Skills learned:



Materials needed:

Playdough name or letters

Preparation:

Use the previous activity or place letters in front of the child to spell their name.

Steps:

For Toddlers:

Spell out children's name.

Play the game "Give Me" using the letters of their name.

For example, the child's name is "David".

Say, "Give me something that starts with D-D-D"

This will teach them the alphabet and phonetics sound.

Help the child find something in the room that starts with D (for example a toy dog or a drum) and bring it back to their name.

Repeat with each letter of the child's name.



A Follower

Jesus called the twelve to follow Him and become His disciples.

Skills learned:



Gross Motor skills



Concentration



Hand-Eye Coordination

Materials needed:

A pull toy

Preparation:

If you don't have a pull toy, create your own by tying string to a pullable object.



Steps:

For Babies and Toddlers:

Introduce a pull toy to the child.

Show how it works.

Set up a course for the child to pull the toy around.

Talk about how the toy follows them but they must also watch the toy.

Share that we must follow Jesus, but He keeps watching us and caring for us.

For Babies

Babies can be the followers.

Have an adult pull the string and let babies crawl around following the toy.

Walk With Us

Jesus promises to walk with us wherever we go as His disciples and to help us.

Skills learned:



Sensory
development



Gross Motor
skills



Speech

Materials needed:

Jumping rope

Preparation:

None

Steps:

For Babies and Toddlers:

Let the child hold one end of a jumping rope, and an adult on the other end.


Now, do movements together. Take turns to say what you will do next.

- Walk slowly together,
- Leap up high together,
- Crawl together,
- Run together,
- Dance and so on.

Make sure that the child always holds the rope and notices that you are connected.



Songs



Recommended worship songs. Not produced by Trueway Kids. YouTube Videos to be used for personal use only.

Go into the world – Trueway Kids

<https://youtu.be/cb9OqJw7ctM>