


The Parables of Lost Things

Baby and Toddler Lesson



TRUEWAY KIDS.COM

Story



Jesus told a story about a man who had 100 sheep.

One day, he noticed one was missing. The man was sad.

He left the 99 sheep and went to search for the lost sheep.

The man searched everywhere for the sheep.

When He found his lost sheep, he was so happy.

He carried the sheep home.

He told everyone his good news.

Jesus told another story about a woman who had ten coins.

One day, she lost one of her coins. She was sad.

She lit a lamp and searched around her house.

She didn't give up until she found her coin.

When she found the coins, she was so happy.

Jesus said, there is even more joy in heaven when a sinner repents.

Collecting Sheep

The shepherd lost one sheep, and he did not stop looking until he found it.

Skills learned:



Gross Motor
skills



Imagination



Numbers

Materials needed:

White balloon/balls (use another colour if white is unavailable)

optional: blanket

Preparation:

Inflate the balloons. Draw on some eyes and a mouth to make sheep.

Steps:

For Babies and Toddlers:

Spread the balloons around the room.

The child will pretend to be a shepherd and look for ten white balloons around the room to act as sheep.

When found, they must place them under a blanket to keep them safe.

Count the balloons as the child places them safely.

For added challenge, an adult may place a fan inside the room to make the sheep scattered around 😊

This activity can be done with more than one “shepherd” to encourage teamwork.



Counting Sheep

The shepherd was counting his sheep when he notices one was missing.

Skills learned:



Numbers



Concentration



Fine Motor skills

Materials needed:

Cotton balls.

Field page or green paper.

Preparation:

None

Steps:

For Babies and Toddlers:

Place a number of cotton balls on the surface, relevant to the child's ability. For this example, we will use ten. But you can use a smaller or larger number. You may also increase through the activity.

Place 10 cotton balls/pompoms on the field to act as sheep.


Practice counting from 1-10.


Remove x number of sheep.

Count the sheep in the field.

Have the child add the sheep one by one as you count back up to ten together.

Repeat by moving different numbers of sheep.





Coins stamping

A woman who had 10 coins lost on of her coins.

Skills learned:



Fine Motor skills



Colours and
Shapes



Life Skill

Materials needed:

Coins
Paint
Paper
Plate

Preparation:

Spread a little paint onto a plate so the child can stamp a coin into it.

Caution: Make sure that the child is old enough to handle coins and doesn't put them near to their mouth.

Steps:

For Toddlers:

Prepare different coins for the child.

You can count them first one by one.


Provide the paint and a sheet of paper.

Invite the child to press coins into the paint and press it on the paper.

They'll get nice coin patterns.

Mention the value of the coin.

Use different colour paints and review.



Lost Coins Hunting

The women lost a coin and searched for it until she found it.

Skills learned:



Logic



Vocabulary



Sight

Materials needed:

Large coins (Template on next page)

Preparation:

Prepare the coins with clues to hide around the house.

Toddlers:

This is a treasure hunting activity where children will be given clues.

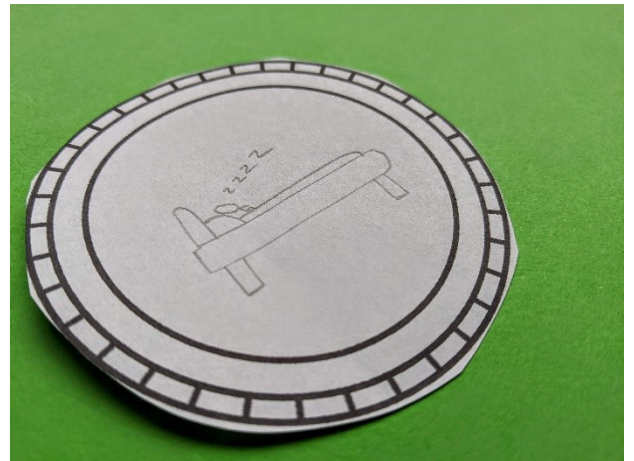
For example, invite children to start by the front door.

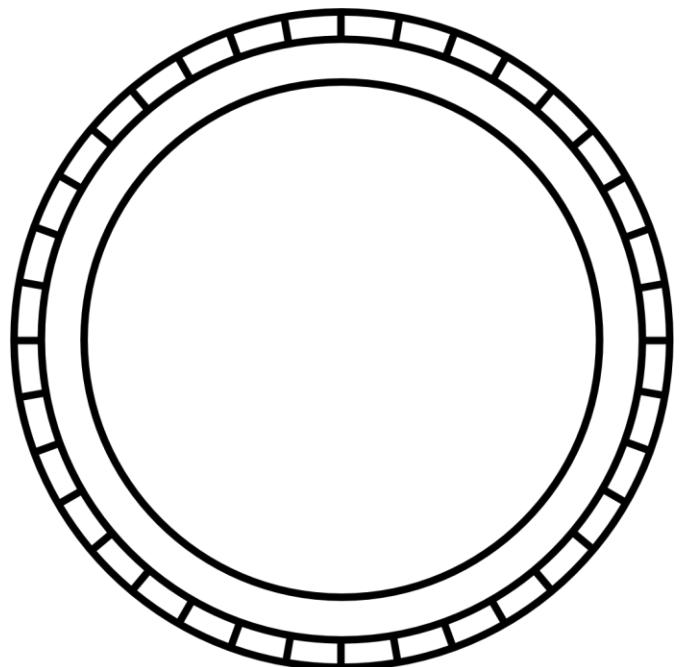
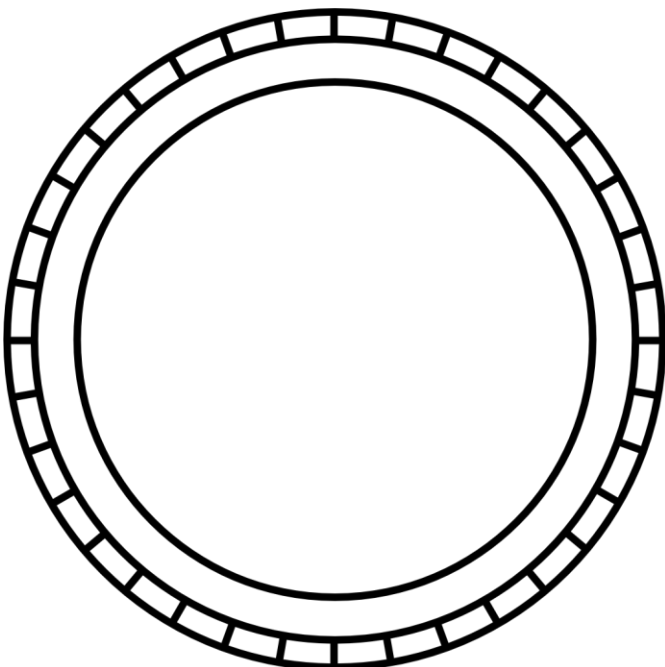
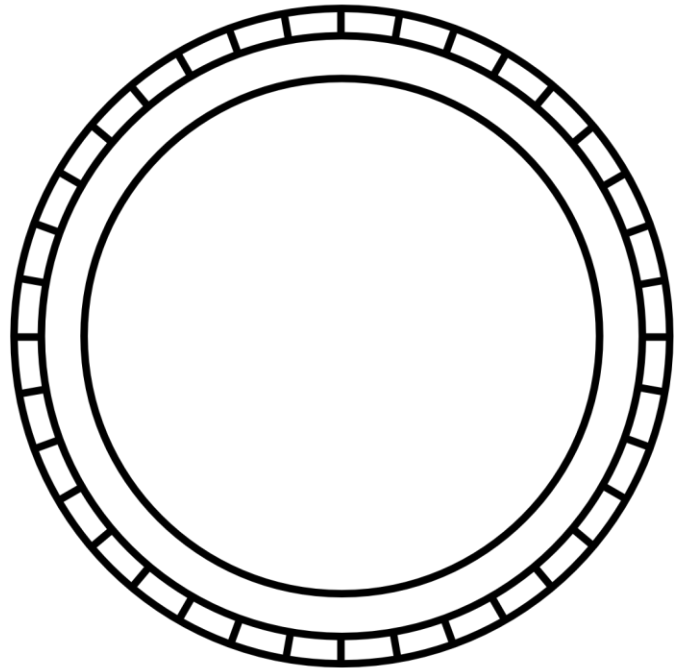
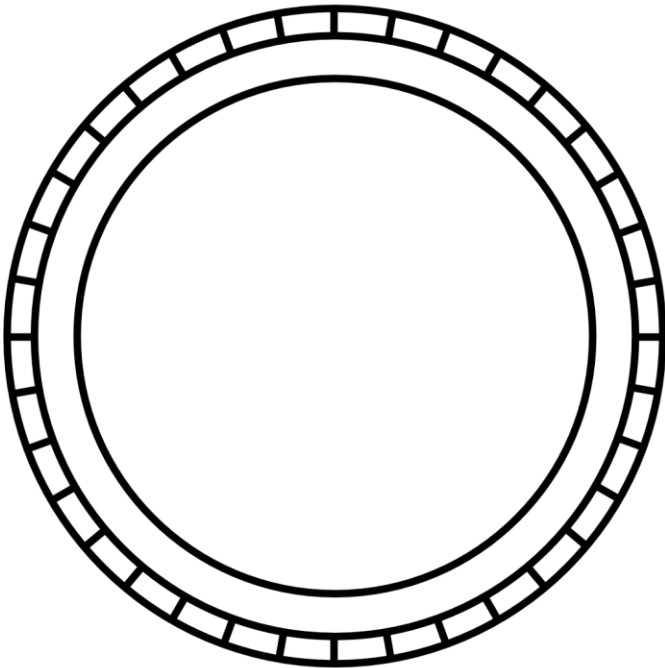
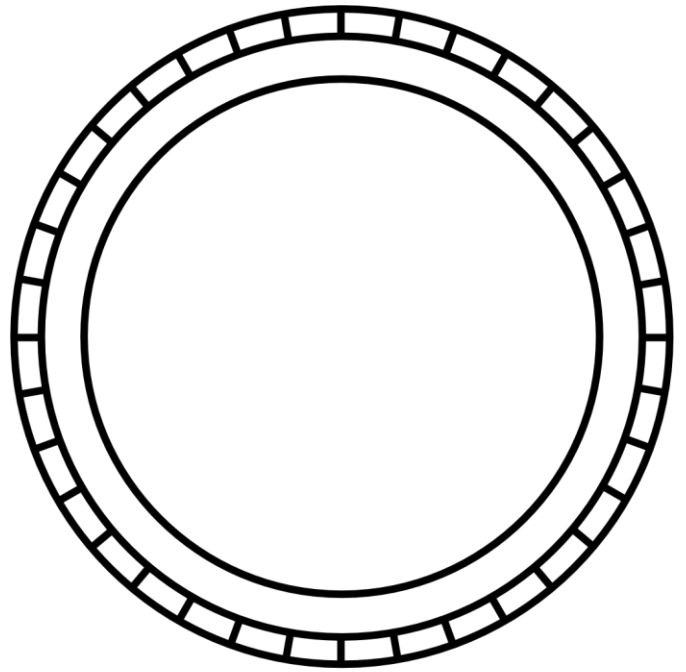
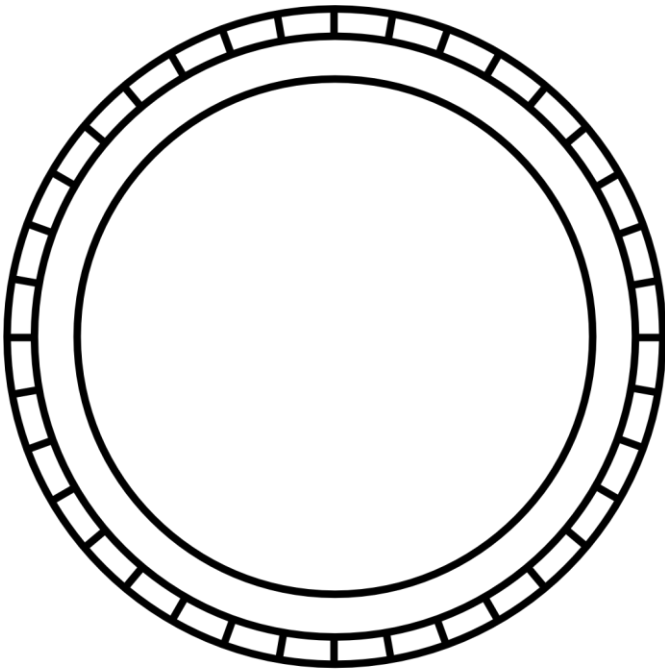
On the back of the first coin will be a clue. "Somewhere where we sleep."

When they get that right, they find the next clue on their bed. For example, "the room where we eat".

Repeat with as many clues as you would like.

At the end of the hunt, reward the child with a small treat, book or toy.





Sticky Sheep

This creative activity reminds children how the shepherd searched for the sheep.

Skills learned:



Fine motor skills



Creativity



Sensory development

Materials needed:

Cotton wool balls. A Sheep picture. PVA glue.

Preparation:

Print or draw the outline of a sheep.

Steps:


For Babies and Toddlers:


Cover the fleece of the sheep in PVA glue.

Allow the child to pick up the cotton wool balls and press in place.

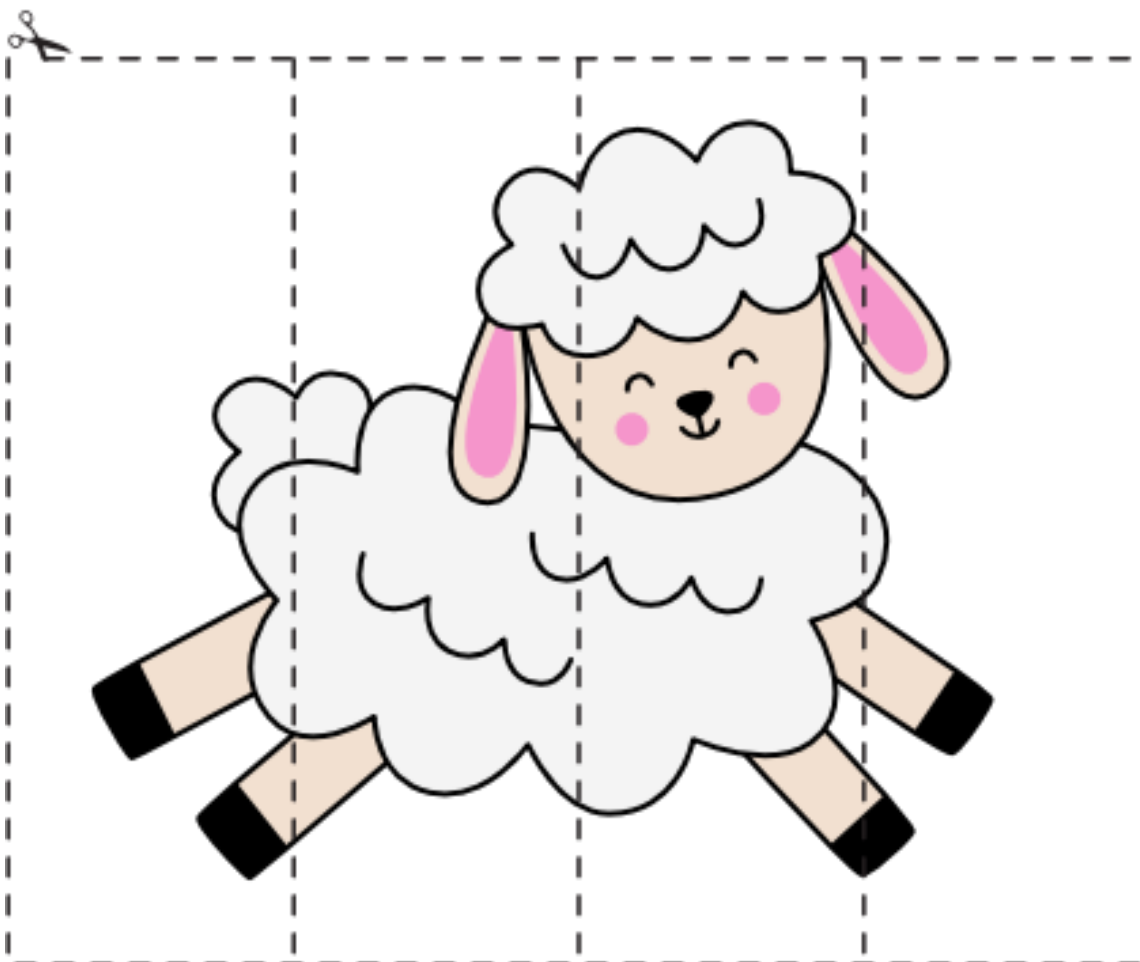

For further fine motor skills, use kid friendly tweezers to pick up and place the balls.

Allow to dry.








Cut and Glue




Who is hiding?

Cut out the image and hide in a box of toys. As the child finds an image, use it to review the story.



Songs



Recommended worship songs. Not produced by Trueway Kids. YouTube Videos to be used for personal use only.

The Baa Baa Song (He's the Good Shepherd) - Sibling Harmony

<https://youtu.be/PGPQX3vQtU8>