

Zacchaeus

Baby and Toddler Lesson



Story



Zacchaeus was a rich tax collector.

He took more money from other people than he should.

Nobody liked Zacchaeus.

One day, Jesus visited Zacchaeus' town.

Zacchaeus was so short, he couldn't see over the crowds.

Nobody would let Zacchaeus near the front.

Zacchaeus had a good idea.

He climbed up a tree. Now he could see Jesus easily.

Zacchaeus had a big surprise.

When Jesus arrived at the tree, He told Zacchaeus to come down.

Jesus wanted to go to Zacchaeus' house.

Zacchaeus changed his life after meeting Jesus.

Salvation came to Zacchaeus' house.

Up on a Tree

Zacchaeus decided to climb a tree because he couldn't see Jesus from the ground.

Skills learned:



Creativity



Colours and
Shapes



Fine Motor skills

Materials needed:

Green Tissue paper

Glue

Cardboard Tube



Preparation:

Instruction video: <https://youtu.be/mZ1zJfPxr-U>

Steps:

For Babies and Toddlers:

Provide children with green paper. Allow babies and toddlers to tear the paper into pieces.

These green torn paper strips will be our leaves.

Give the child a cardboard tube. This will serve as the trunk.

Show them how to glue the leaves on top of the trunk to create their 3D tree artwork.

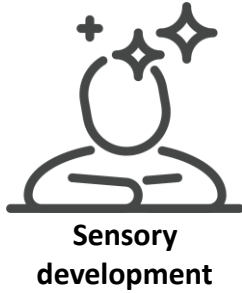
Glue image of Zacchaeus onto tree.



Coin rubbing

Zacchaeus was a tax collector who collect money from others to give to the Romans. In this creative activity children will learn more about coins and their value.

Skills learned:



Materials needed:

Paper
Coins
Crayons or pencils

Preparation:

WARNING: Be careful children don't place coins near or in their mouths.



Steps:

For Babies and Toddlers:

Place a piece of paper over the coin. Show how to rub the crayon or pencil over the coin to reveal the image. (A pencil will have more detail, but a crayon is easier).

Allow the child to try.

Repeat with different coins and colours. Practicing vocabulary as you go.

Continue until you have a few different coins rubbed onto a piece a paper.

Next show the children the coins again.

Ask them to match the coin with the rubbing.

Collect coins

Zacchaeus job was to collect coins to give to the Romans.

Skills learned:



Materials needed:

Coin template page

Preparation:

Hide the coins around the room.

Steps:

For Babies and Toddlers:


Ask the child to find and collect 6 coins hidden around the room.

When all six are found place them in front of the child.

Review the colours and numbers with the child.

Spread the coins around the child.

Ask the child to collect a specific coin, for example a blue coin or the number 5 coin.





Climb up high

Zacchaeus climbed up on a tree so that he could see Jesus

Skills learned:



Gross Motor skills



Imagination



Sight

Materials needed:

Pillows, duvet, soft toy blocks.

Or a visit to a park

Preparation:

Create a safe climbing area for the child to play



Steps:

For Babies and Toddlers:

Talk to the child about how Zacchaeus climbed up on a tree so that he could see Jesus.

Show them a small pile of pillows. Ask if they can climb on to them.

Make sure the area is safe and assist the child as needed.

For older toddlers, you can include climbing toys they may have or visit a local park.

Further activity

Ask the child to look around at what they can see.

Ask them to look again while on top of the pillows. Can they see further?

Lift the child up to hold in your arms – Can they see more?

Measuring height

Zacchaeus was a short man and could not see over the crows

Skills learned:



Materials needed:

Measure tape

Soft Toys

Preparation:

Prepare a measuring tape and fix to a wall.

Use standard or non-standard measurements (e.g., building blocks).



Steps:

For Babies and Toddlers:

The aim of this measuring height activity is for children to measure the height of their stuffed toys.

Help the child hold the toy against the wall while touch the floor.

Count with them to see the height of the toy.

Write the number down on some paper with the toys name,

Repeat with other toys.

You may also measure the child.

Extra or alternative activity: Order the toys on the floor from tallest to shortest.

Tea party

Jesus told Zacchaeus that He wanted to come to his house.

Skills learned:



Life Skill



Imagination



Speech

Materials needed:

Party items

Preparation:

Prepare a party of friends and family or make an imaginary party for soft toys.



Steps:

For Babies and Toddlers:

Talk about Jesus's visit to Zacchaeus home.


Say that you are going to create a special tea party for some visitors.

Prepare the table and food with the child.

The party can be simple. It is important that the child is involved.

Sit down and enjoy the tea party together.

Songs



Recommended worship songs. Not produced by Trueway Kids. YouTube Videos to be used for personal use only.

Zacchaeus was a wee little man -Trueway Kids

<https://youtu.be/qdZ2mAEHEoc>