

The Great Feast

Baby and Toddler Lesson



Story



One day, Jesus told a story about a man who planned a special party.

He gave his servant a list of people to invite.

The servant delivered all the invitations.

But the guests didn't want to come to the party.

They made excuses not to come.

The rich man was angry.

**He told his servant to go into the streets and invite the poor, hungry,
homeless, and sick to come to his party.**

They were so happy to be invited to such a special event.

The rich man and his new guests had a wonderful time.

Jesus said, God invites us to His house for a special celebration.

We must always put Him first.

A Special Invitation

This rich man sent out invitations to his friends for his special party.

Skills learned:



Creativity



Fine Motor skills



Colours and
Shapes

Materials needed:

Art materials

Glue

Envelopes

Preparation:

Optional: Prepare stickers or printouts for children to glue.



Steps:

For Babies and Toddlers:

Make invitations (real or pretend) by creating fun envelopes.


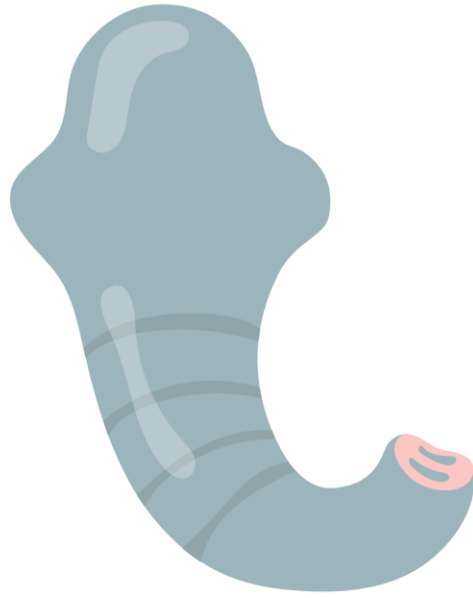
You could create them to look like cute animal, robots, nature or whatever you like.

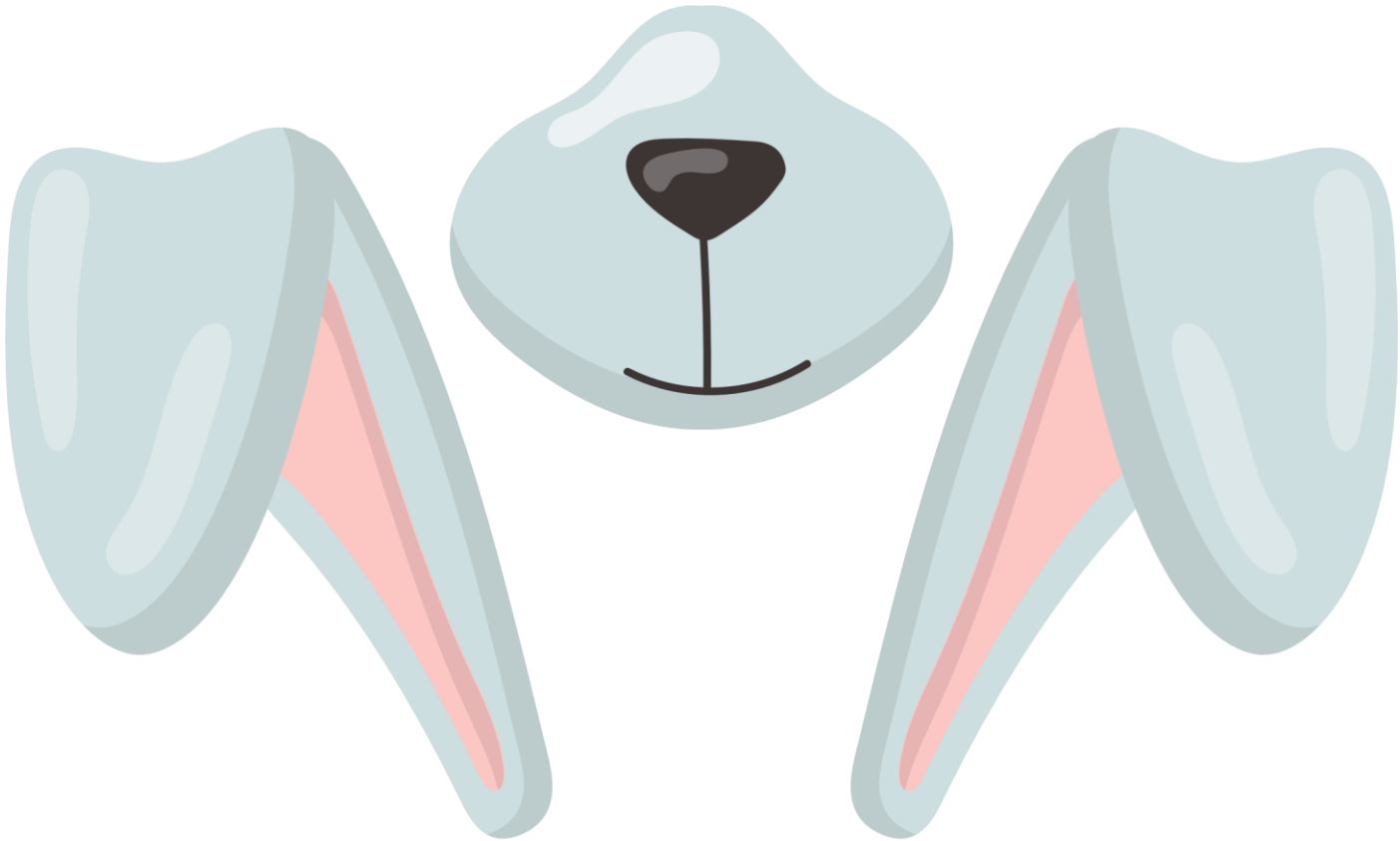
Be creative. Let the children colour the envelopes and decorate.

Review colours, shapes and items as the child creates.

Talk about people you could invite to a special party.

(You can use real people, characters from a book or your child's toys).





Deliver the invitations

This rich man sent his servant out with invitations to deliver.

Skills learned:



Materials needed:

Envelopes and door printables

Preparation:

Cut out the envelopes and doors.

Place doors in different locations around the room or floor

Steps:

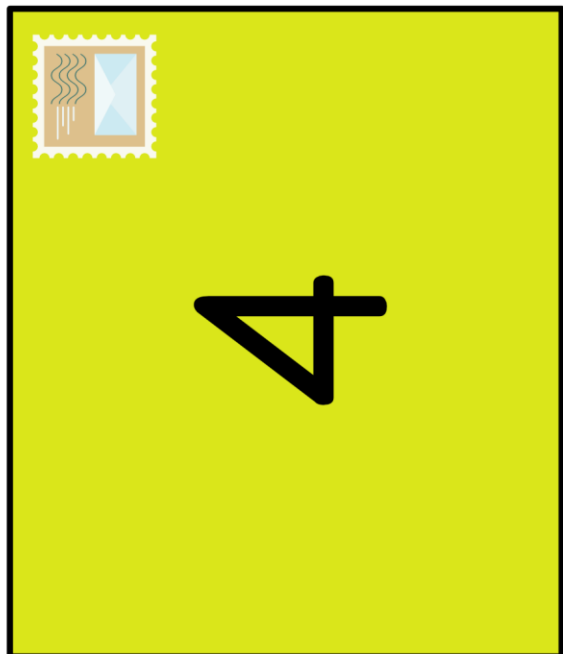





For Babies and Toddlers:

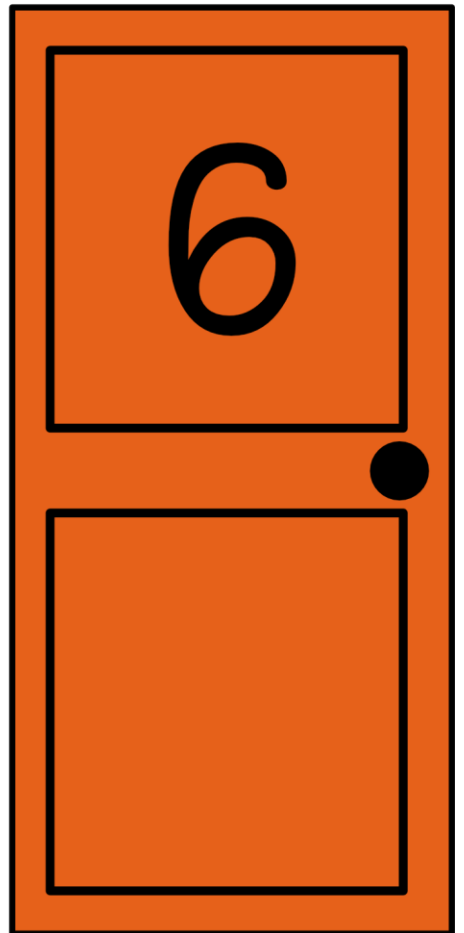

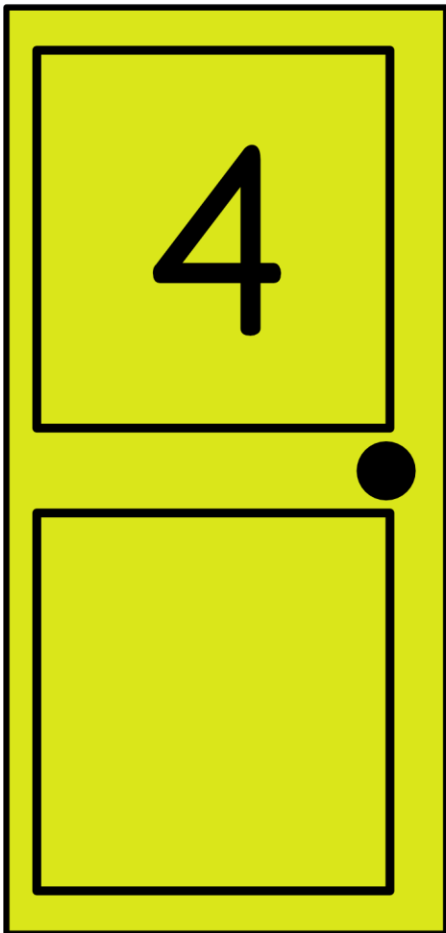
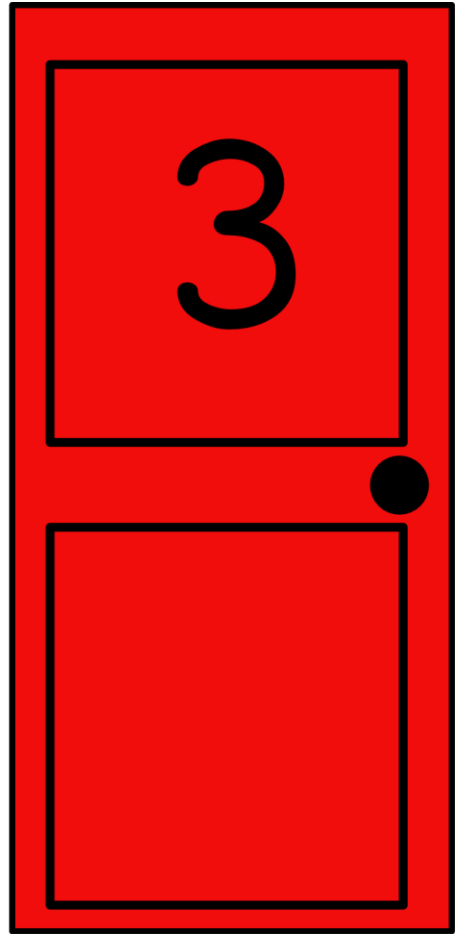

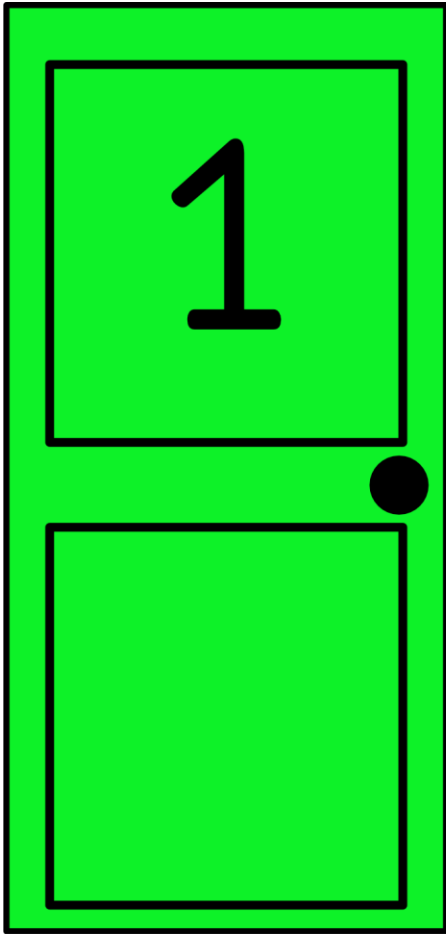
Show the child the letters.

Count the letters together. Ask them to deliver them for you to the correct doors.

Children should then match the envelope with the door using the number and colour.

Review the colours and numbers at each door.





Party Decorations - Bunting flags

The Man had created a special party for the guests to enjoy.

Skills learned:



Materials needed:

Paper
Art supplies
String or glue
Scissors



Preparation:

Cut out triangle shapes

Steps:

For Babies and Toddlers:

Bunting flags usually come in triangle shapes.

It is a good way to re-introduce the shape "triangle" to the child.

Show the child the triangle shape. Have them repeat "triangle".

Count the number of sides and corners together.

Older toddlers can practice their scissors skills (with supervision) to cut triangle shapes.

Allow the children to paint and decorate the bunting.

Introduce patterns by gluing or threading the triangles onto the string. For example, blue, red, blue, red...!

Table set up

In this activity children will learn about setting the table ready for a meal.

Skills learned:



Life Skill



Concentration



Vocabulary

Materials needed:

Table

Tablecloth

Kitchenware



Preparation:

Collect all the table wear.

Clean the table.

Steps:

For Babies and Toddlers:

Train the child to set up the table during mealtime.

You can use a template for them to copy.

Setting up the table is an easy practical life skill you can teach children.

Review the name of each item as placed on the table.

Easy cooking activity

Have the child help you prepare a special meal for the feast.

Skills learned:



Life Skill



Speech



Sensory
development

Materials needed:

Ingredients.

Kitchen supplies

Preparation:

Collect all the items needed.

Steps:

For Toddlers:

Tell the child that you're going to prepare a special snack.

It should be something they enjoy but is easy to make.


Some easy ideas are:

- Sandwiches,
- Fruit Ice Lollies,
- Rice snaps cakes,
- Jelly,
- Pizza faces,
- Cookies.

Remind the child the importance of washing hands and surface before start.



Prepare a meal for your guests



© 2022 truewaykids.com

Songs



Recommended worship songs. Not produced by Trueway Kids. YouTube Videos to be used for personal use only.

It's A Party

<https://youtu.be/iNnvFgsteb4>