


The parable of the sower



Baby and Toddler Lesson

TRUEWAY KIDS.COM

Story



Jesus told a story about a farmer who went out to plant some seeds.

The Farmer scattered the seeds around his field.

The seeds fell on four kinds of soil.

The first seeds fell onto a path where people walked.

The birds came and ate all the seeds.

Some other seeds landed on rocky soil.

It began to grow fast, but the sun was too hot.

The plant died because it did not have roots to find water.

Some seeds fell among the weeds and thorns.

The weeds grew faster than the plant and blocked all the sun.

Plants cannot grow without sun.

Finally, some seeds fell on good soil.

It grew healthy and produced a big harvest.

Jesus said that we are like these types of soil, and the seed is like God's Word.

Just as the seed grows in good soil, God's ways can grow in our hearts.

Little Birds

Little birds love eating the seeds

Skills learned:



Gross Motor
skills



Imagination



Colours and
Shapes

Materials needed:

Paper seeds

Preparation:

Cut out the paper seeds and place around room.

Steps:

For Toddlers:

Show the child how to pretend to fly around like a bird.

Encourage them to walk on tiptoes and flap their arms like wings.







You may also encourage them to make bird sounds.

Ask the child to fly around and collect some seeds from the ground.

Each time they return with some seeds, count how many they have in total

Create seeds of different colours to practice colour recognition. For example, say, "Can you fly and collect a blue seed?"





Types of soil

Jesus spoke about four types of soil. In this sensory activity, children will get the chance to explore them.

Skills learned:



Nature



Sensory
development



Scientific skills

Materials needed:

Four pots.

A tray

Types of soil.



Preparation:

Fill each pot with a type of soil mentioned in the parable.

Steps:

For Babies and Toddlers:

Place the four pots near the child.

Begin to read the parable of the Sower.

As you read about each type of soil give the child the pot with that soil. Allow them to pour it onto a tray to explore better. Talk about how it feels and if it would make a good home for a seed to grow.

Repeat with each soil type and you conclude the parable.

Planting fun

Jesus told the parable about a farmer who went to plant some seeds. Help children learn and watch plants grow in this planting activity.

Skills learned:



Materials needed:

- Bean seeds (or other quick growing seed)
- Soil / Compost
- Cup
- Tray
- Watering can / spray.



Preparation:

None

Steps:

For Toddlers:

- Ask the child to fill a cup with compost.
- Talk about how the compost feels as they fill the cup.
- Next ask them to make a small hole in the soil with their finger and to drop in the seed.
- Cover the hole and water.
- Place in a sunny location and wait for the plant to grow.
- Take notice each day to see the changes in the plant and watch it grow.

Seed Flower

This fun and creative activity will remind children how seeds can grow into something beautiful when they have the right type of soil.

Skills learned:



Creativity



Colours and
Shapes



Fine Motor skills

Materials needed:

Paper plate.

Paint and brushes.

Sunflower seeds (or other large seeds)

Glue

Preparation:

None






Steps:

For Babies and Toddlers:

Allow the child to paint the paper plate to look like a flower.

Allow to dry.

Cover the centre of the flower with glue and stick on the seeds.



Seed counting cards

Help children to practice their counting skills and number recognition with these counting cards.

Skills learned:



Materials needed:

Seed cards

Optional: Seeds or Pegs

Preparation:

Print and cut the cards.

Steps:

For Toddlers:

Place a few cards in front of the child.

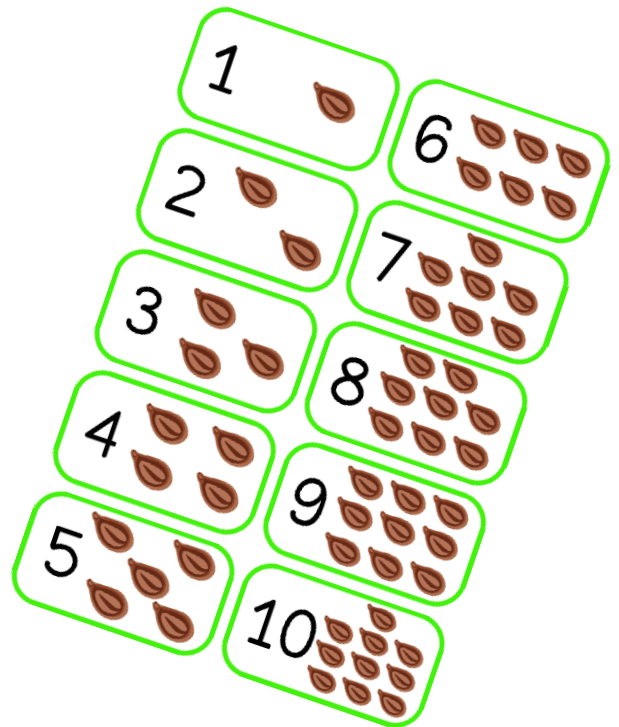
Count the seeds and recognize the numbers.

Sorting: Ask the child to sort the numbers in order.

Choosing: Ask the child to pick a specific number card.

Pegs: Ask the child to peg the equal number of pegs to the card as there are seeds.

Seeds: Give the child one card. Ask them to place the same number of seeds in front of the card.




1



6




2



7




3



8



4



9



5



10



Use playdough or crayons to draw a plant growing from the seed.



Songs



Recommended worship songs. Not produced by Trueway Kids. YouTube Videos to be used for personal use only.

The B.I.B.L.E.

<https://youtu.be/Wg582srC7cg>