

The Lost Son

Baby and Toddler Lesson



TRUEWAY KIDS.COM

Story



There was father who had two sons.

The younger son asked his father to sell his things and give him the money.

The son wanted to leave his family and do whatever he wanted.

This made his father sad, but he gave the son his things.

The son spent all the money. But then he was hungry.

He found a job feeding pigs.

He was so hungry. He wanted to eat the pig's food.

He thought, I am going to go back to my father and say sorry.

I will ask him if I can be his servant.

When his father saw him, he was delighted.

He ran to his son and welcomed him back into the family.

He threw a party to celebrate his son was alive and back home.

Jesus said, "There is great rejoicing in heaven when people return to God."

Muddy Pigs

The lost son started to feed pigs when he lost everything.

Skills learned:



Sensory
development



Fine Motor skills



Life Skill

Materials needed:

Pig image.

Brown Paint or mud.

Large paint brush.

Plastic pocket or lamination pouch.

Sponge and Water.



Preparation:

Print or draw the image of the pig and place inside the plastic pocket or laminate.


Steps:

For Babies and Toddlers:

Allow the child to brush or paint mud over the pig.

Make the pig nice and muddy.

Now ask the child to wash the pig to make it clean again with the sponge and water.



Feed the pig

The younger son spent all this money and had to find a job feeding the pigs. He was so hungry he wanted to eat their food.

Skills learned:



Hand-Eye
Coordination



Numbers



Imagination

Materials needed:

Pig and food pages.

Cardboard or cereal box

Preparation:

Cut out the pig's head and mouth section. Glue onto a cardboard box. Children should be able to post the food through the mouth and into the box.



Steps:

For Babies and Toddlers:


Place the food on the table in front of the child.

Look at the number and count them together.

Have the child feed the pig. Count again as they put the food inside the mouth.

Repeat with different challenges,

For example, "Can you give the pig four pieces of food".





Share it out

The younger son wanted his share of the father estate to spend on anything he wanted.

Skills learned:



Numbers



Logic



Concentration

Materials needed:

Two soft toys

Toys, pegs, crayons, blocks or other items.

Preparation:

Collect items which can be shared out between the toys.

Steps:

For Toddlers:

Place two soft toys on the floor near the child.

Explain that they need to share the items fairly between the toys.

Start by given them two of an item. They should give one to each toy.

Repeat with another item, this time given four items to be shared out.

Increase the number of items each time, staying within the child's ability.



Return to me

The Father was so pleased to see the son return he ran and hugged his son.

Skills learned:



Gross Motor
skills



Sight



Sensory
development

Materials needed:

Soft toy

Preparation:

None

Steps:

For Babies and Toddlers:

Show the child a soft toy

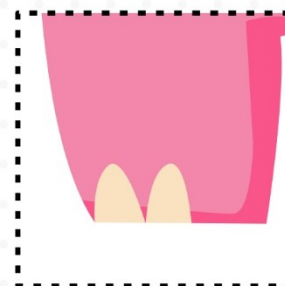

Ask them to close their eyes, while you hide the toy somewhere close by.

The child should then look for the toy and give it a big hug when they find it.

Repeat taking it in turns to find and hide the toy.




Cut and glue




Who can you find?

Hide the character images in a toy box. Talk about their roles in the parable as the child finds an image.



Songs



Recommended worship songs. Not produced by Trueway Kids. YouTube Videos to be used for personal use only.

All the animals praise the Lord – Trueway Kids

<https://youtu.be/5J9i0kpU9QI>