

# The Parables of Lost Things 5+ lesson pack



**TRUEWAY KIDS**.COM

# Introduction

In this lesson, we are going to look at part one of Jesus' parables of lost things, focusing on the lost sheep and the lost coin. In part 2, we will explore the parable of the lost son. All three parables are found in Luke 15.

Some of the main points are:

- You are precious to God.
- God seeks out all who are lost.
- There is great rejoicing when the lost are found.
- God never gives up.

## Lesson Guide

Begin the lesson by looking at a search and find book with your child. There are also many free pages to print online.

Ask your child if they remember what a parable is? Remind them that the parable is an everyday story with a spiritual meaning. Read Luke 15:1-10 from your children's Bible.

Ask your child what they would do if they lost a series of different objects. For example, a sweet, a piece of paper, a phone or favourite toy. Speak about how when we lose something of little value it doesn't really bother us that much. If we lose something precious, we get very upset and we search for it with all our strength.

Speak about a time where you lost something dear to you. Share how it made you feel. Share what steps you took to try and find the object.

Point out that Jesus made it clear that the sheep and the coin were very precious to their owners. It didn't matter that they still had most left, the one was very precious to them. Remind your child that they're very precious not only to you but also to God.

Read Isaiah 53:6 – "We all, like sheep, have gone astray, each of us has turned to our own way." Share how God wants us to be close to Him, safe and loved, but often we become distracted by things. Give the example of how you ask your child to stay close to you while out shopping, but sometimes they become distracted by toys, sweets, or something happening. Just as you watch out for your child because they are precious to you, God watches over them because they are precious to Him.

Ask your child to hold out their fingers. Have them count to the number 10. Share how the lady lost one coin. Show them on their hands that she still had 9 but that one was precious to her. You could hide one coin in the room and ask your child to find it. Try not to give them any clues. At some point they will become frustrated and want to give up. Remind your child that this coin was very precious to the woman. She kept looking for it, until she found it and then there was great rejoicing.

Remind your child that people are precious to God. Read Luke 19:10, "For the Son of Man (Jesus) came to seek and to save the lost."

Help your child understand that God doesn't only love people in general, He loves them individually. He cares for the one and rejoices when they are found.

Thank God that you are precious to Him. Ask Him to help you remain close to Him at all times.


# THE LOST SHEEP AND COIN

Lots of people wanted to come and listen to Jesus. In the crowd, there were lots of tax collectors and sinners.

The Pharisees and the scribes didn't like this. They complained about Jesus, saying, "This man welcomes sinners and eats with them."

Jesus knew what they were saying and told them this parable to remind them how God cares for the lost.

Imagine a man had one hundred sheep and lost one of them. Would he not leave the ninety-nine sheep in the wilderness and go out and look for the lost sheep until he finds it?



He carries it on his shoulders when he has found it, rejoicing.

He calls all his friends and his neighbours together, saying to them, 'Rejoice with me, for I have found my sheep which was lost!'

Then Jesus said, “There will be more joy in heaven over one sinner who repents than over ninety-nine righteous people who need no repentance.”

Jesus then began another parable.




“Now, suppose a woman had ten coins but loses one. What would she do?

Won't she light a lamp, sweep the house, and search diligently until she finds it? She would look in every corner of the house and clean every spot until the lost coin was found.”

When she has found it, she calls together her friends and neighbours, saying, ‘Rejoice with me, for I have found my lost coin.’

Jesus said, “I tell you the truth, there is even more joy in the presence of the angels of God over one sinner who repents.”



# HOW MANY COINS ARE MISSING?

$$\begin{array}{|c|} \hline \text{4 coins} \\ \hline \end{array} + \begin{array}{|c|} \hline \\ \hline \end{array} = \begin{array}{|c|} \hline 9 \\ \hline \end{array}$$

$$\begin{array}{|c|} \hline \text{6 coins} \\ \hline \end{array} + \begin{array}{|c|} \hline \\ \hline \end{array} = \begin{array}{|c|} \hline 12 \\ \hline \end{array}$$

$$\begin{array}{|c|} \hline \text{5 coins} \\ \hline \end{array} + \begin{array}{|c|} \hline \\ \hline \end{array} = \begin{array}{|c|} \hline 8 \\ \hline \end{array}$$

$$\begin{array}{|c|} \hline \text{8 coins} \\ \hline \end{array} + \begin{array}{|c|} \hline \\ \hline \end{array} = \begin{array}{|c|} \hline 17 \\ \hline \end{array}$$

$$\begin{array}{|c|} \hline \text{5 coins} \\ \hline \end{array} + \begin{array}{|c|} \hline \\ \hline \end{array} = \begin{array}{|c|} \hline 14 \\ \hline \end{array}$$

# Word search

R	F	F	N	S	I	N	N	E	R
W	G	G	I	T	H	Q	N	K	E
R	E	J	O	I	C	E	L	Q	P
Z	T	R	C	R	V	N	E	F	E
L	P	A	R	A	B	L	E	P	N
R	D	R	E	H	P	E	H	S	T
T	T	H	S	E	A	R	C	H	Q

COIN

HEAVEN

PARABLE

REJOICE


REPENT

SEARCH


SHEEP

SHEPHERD

SINNER





























# Find the lost sheep



# Which two sheep are the same?



# Which sheep is missing?



# Games and Activities

## Where is the sheep

Print the cards page in the lesson. Place the cards face up on a table and hide the sheep under one of the cards. Take it in turns to guess where the sheep is hiding. The first player to find the sheep gets to hide it for the next game.



## Balloon herding

Pump up at least five balloons. Create a sheep pen and ask your child to herd all the balloons into the enclosure. Make it more challenging by asking them to fan the balloons into the pen.

Or have different colour balloons for different teams and make it a race. Speak about how some of the balloons tries to wander off.

## What is missing?

Place a arrange of random items on a table. You will want at least twenty items.

Give the children a few moments to study the table.

Tell all the children to turn around and close their eyes.






Remove one item from the table.

Tell the children to look at the table again and say what is missing.

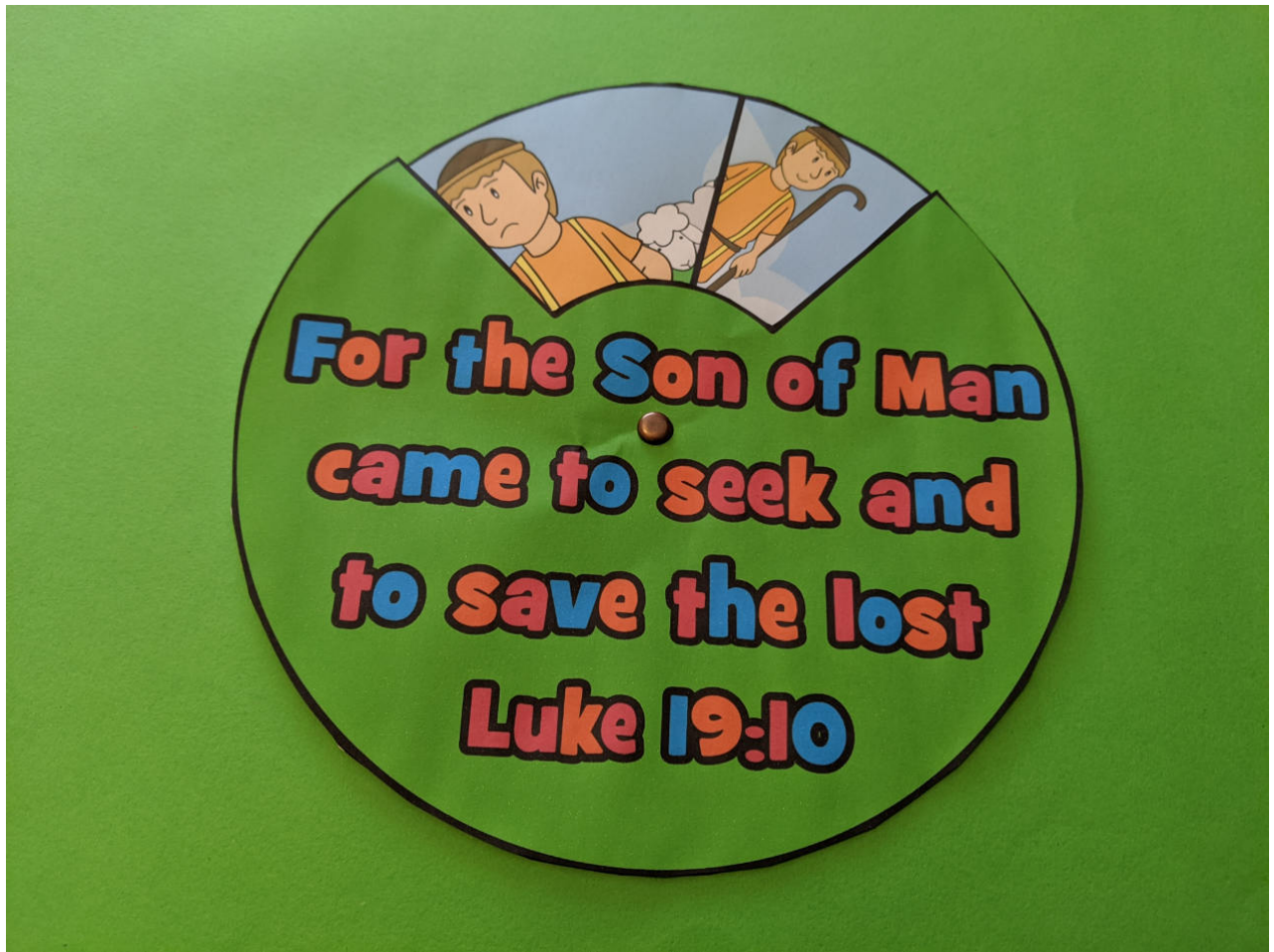
Repeat it with other items.



# Where is the sheep



# Lost things story wheel



## What you need:

- Template pages
- Fastener (split) pin
- Colouring pencils
- Scissors

## What to do:



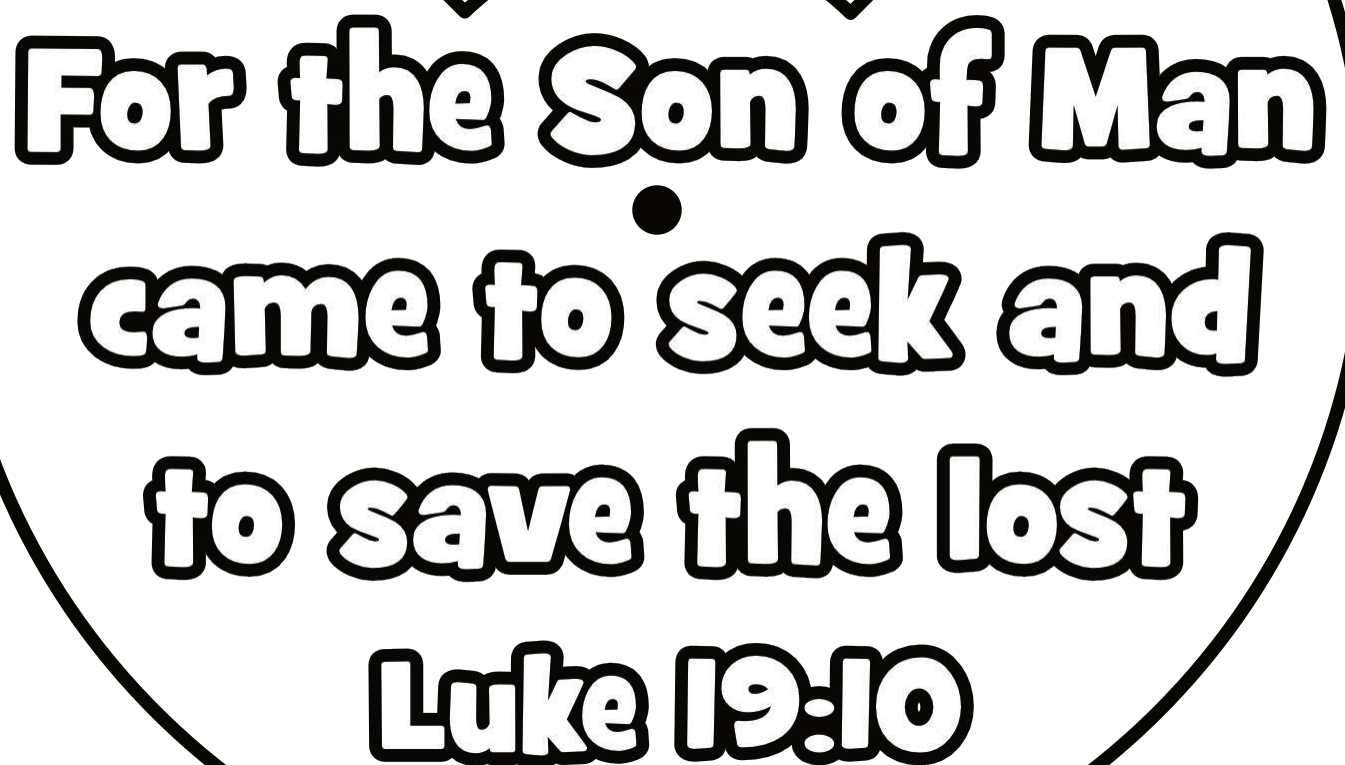
Colour the template pages




Cut around the circles





Fix together with a Fastener pin.

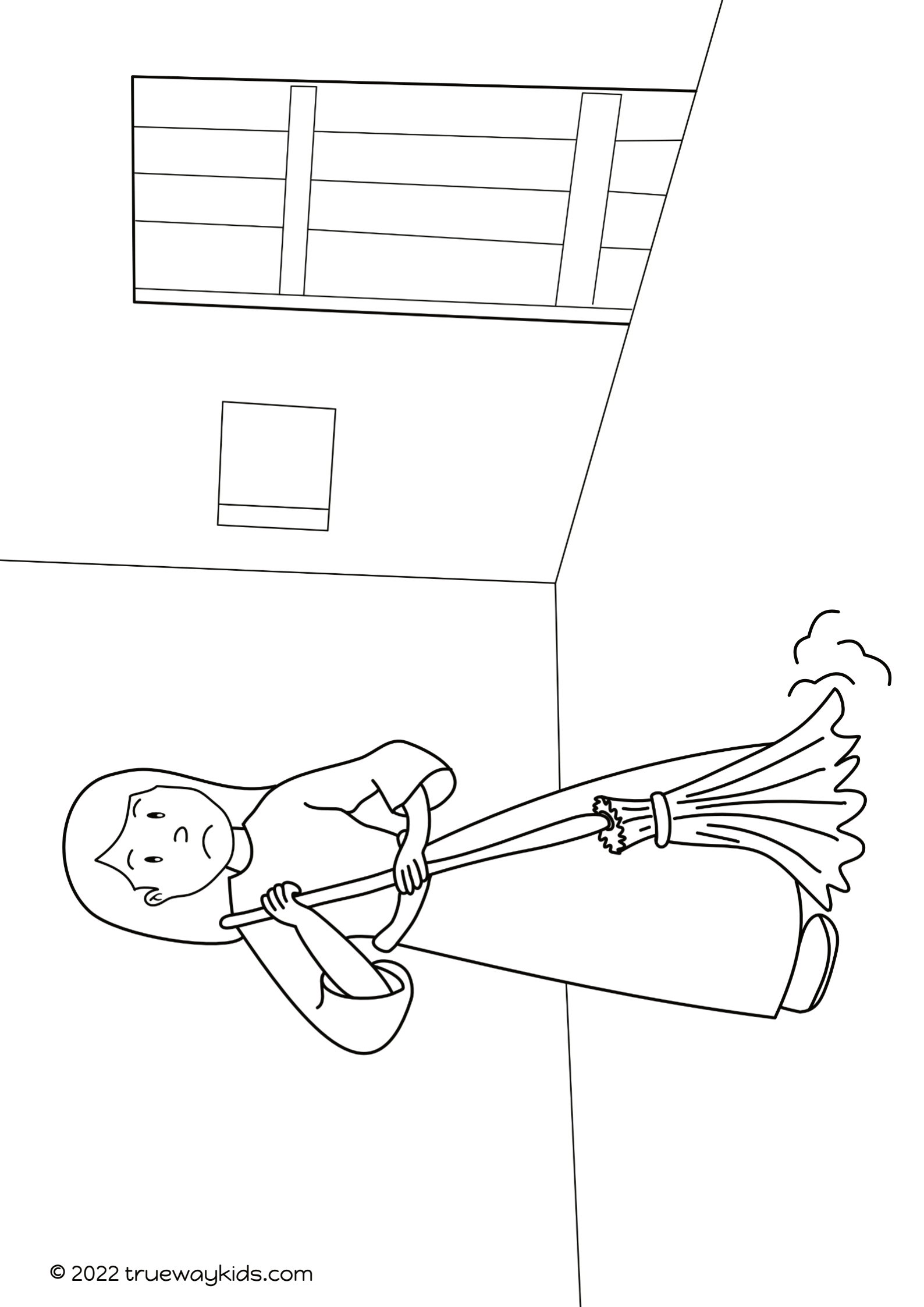



**For the Son of Man  
came to seek and  
to save the lost  
Luke 19:10**











# Worship Time

Recommend worship songs. Not produced by Trueway Kids. YouTube Videos to be used for personal use only.

The Baa Baa Song

<https://youtu.be/PGPQX3vQtU8>

Reckless Love

<https://youtu.be/fQKxmmmZF7Bo>

Jesus Loves Me

<https://youtu.be/ikGPa0PKig8>



## Prayer Time

Thank God that you are precious to Him.  
Ask Him to help you stay close to Him.

Ask Him to help you remember that  
everyone is important to Him

## Next Week

The lost son (Luke 15)

If you haven't already done so, sign up  
to receive future lesson by email.  
[truewaykids.com/subscribe/](https://truewaykids.com/subscribe/)

