

The woman who touched Jesus



Introduction

In Mark 5:21-34, we read about a woman who had been bleeding for 12 years. Nothing worked to heal her until she reached out to touch Jesus in faith.

Key points:

- What is impossible for people is possible for God.
- Only Jesus can make us whole.
- Jesus cares about our needs.

Lesson Guide

Before you begin, create a touch bag. Fill a bag or pillowcase with different objects. (Try to include things which are different sizes and textures.) Remind your children that God has blessed us with different senses. Today, we are going to learn about a woman who reached out to touch Jesus.

Give your child the touch bag and allow them some time to guess all the objects. If using with more than one child, pass the bag around after each guess.

Ask your child if they remember a time when they were sick or hurt themselves. How did it make them feel? Share a time when you had to stay in bed for some days because you were unwell and how it seemed like such a long time.

Say that the lady had been sick and bleeding for twelve years. Try to think of someone who is twelve that your child may know. Remember that a twelve-year-old is old for a pre-schooler.

Give your child some simple problem-solving tasks. You can work together to work out how to do something. It can be as simple as reaching a high object. Cleaning a dirty surface, and so on. What do you need to do to fix that problem?

Think about different things people do to get better. For example, putting plaster on a broken bone, taking medicine for a fever. Resting in bed and so on. Explain how the woman had tried everything to get better and spent all her money on medicine and the best doctors, but nothing worked.


Read Luke 18:27 and repeat several times with your child. "What is impossible with man is possible with God." Share how nothing healed the woman, but when she touched Jesus, she was instantly healed. What was impossible for people, was possible for Jesus because He is God.

Jesus was the only one who could heal the woman. Share how Jesus is also the only one who can heal us and save us from our sins. Even though people try lots of things to be good enough to get to heaven, it is only by putting our faith in Jesus that we are saved.

Remind your child that Jesus was in a crowd when the woman touched him. There were loads of people, but Jesus felt her individual touch. Remind your child that Jesus is never too busy to hear and respond to their need.

Pray together and thank God that He cares for you.

A woman touches Jesus' robe



The woman tried to hide. She was scared what Jesus might say.

Finally, she came to Jesus and bowed down before Him.

Jesus told to her, "Dear woman, you are healed because you believed. Go in peace."



There was once a very sick woman.

She had been ill for 12 years. She couldn't stop bleeding.

She spent all her money visiting the best doctors, but nothing worked.

What could she do?



When Jesus visited her town, she knew what to do.

She crawled through the crowd and stretched to reach the edge of Jesus' robe.

At that very moment, her bleeding stopped, and she was well.



Jesus stopped and asked his disciples "Who touched me?"

The disciples didn't understand. Jesus was in a crowd; everyone was touching Him.

But Jesus said, "Someone with faith touched me! I felt power go out from me."

Games and Activities

Who touched me?

Have a child or adult sit with their back to the others in the room. One child is selected to touch the player on the back and sit back down.

The player must guess who it was that touched them.



Stop the flow – STEM

Fill a plastic bottle with water and remove the lid. Allow your child to pour the water into a jug. Explain that you need to stop the water flowing out of the bottle. Find a selection of object you could use to try and stop it. A spoon, paper, cloth, a toy and so on. Which help slow the water, which stop the water, and which fail.

Speak about how the woman couldn't stop the flow of blood.

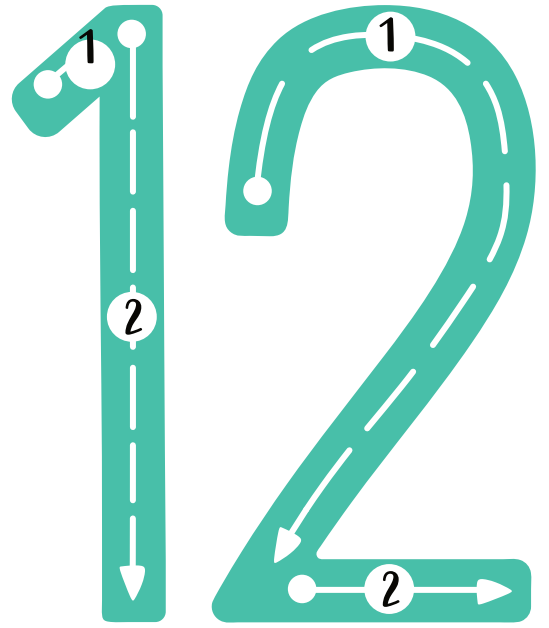


Touch (tag)



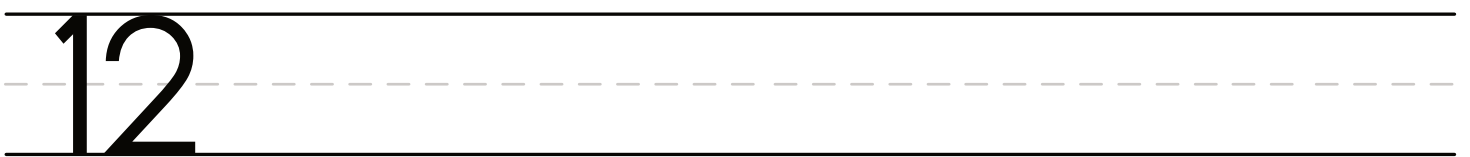
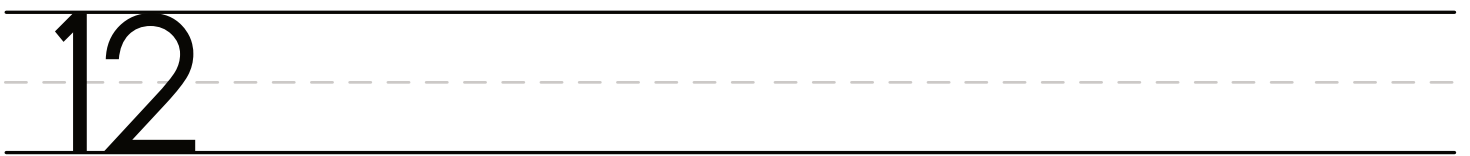
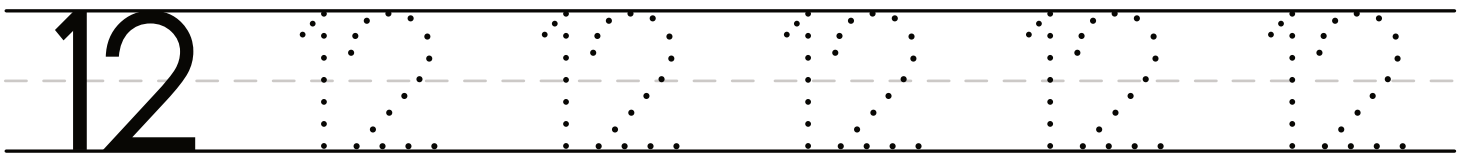
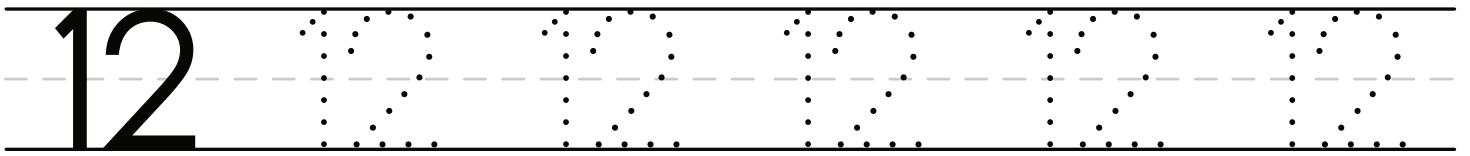
This is a classic playground game. One is chosen as 'it'. They must try and touch another player. When they do so that player become 'it'. Game lasts as long as there is interest.

Speak about how the woman went to touch Jesus to be healed.


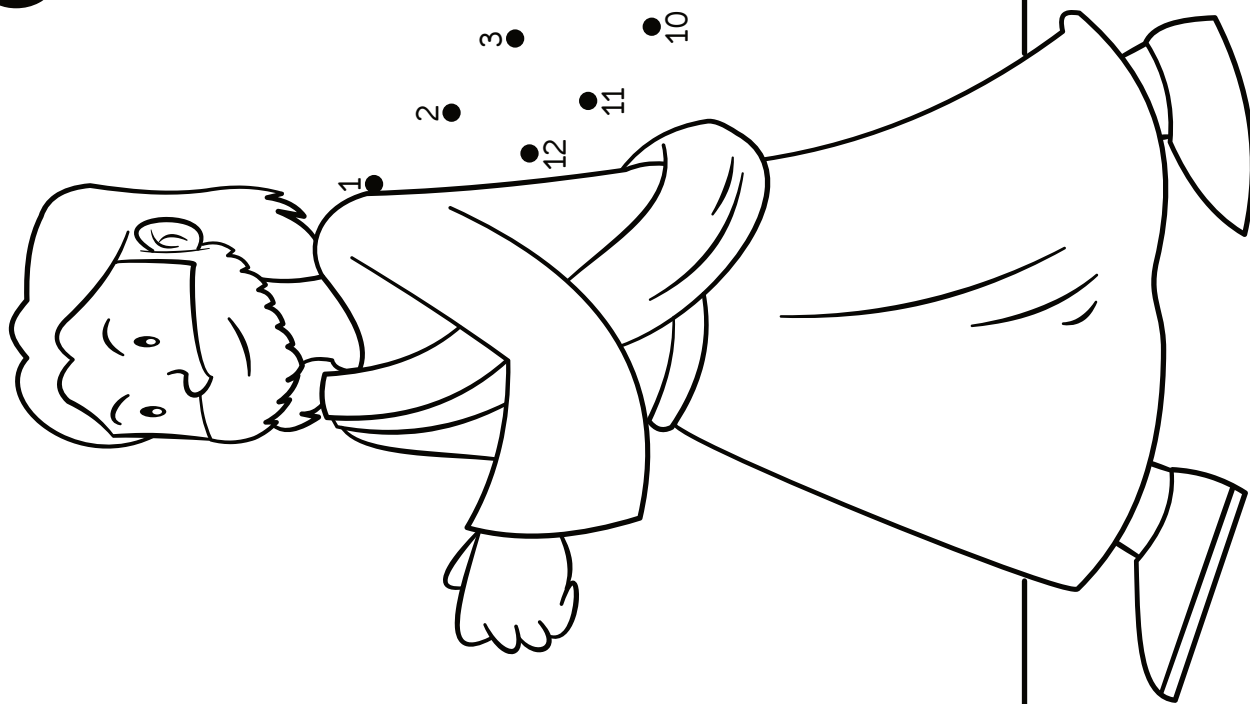




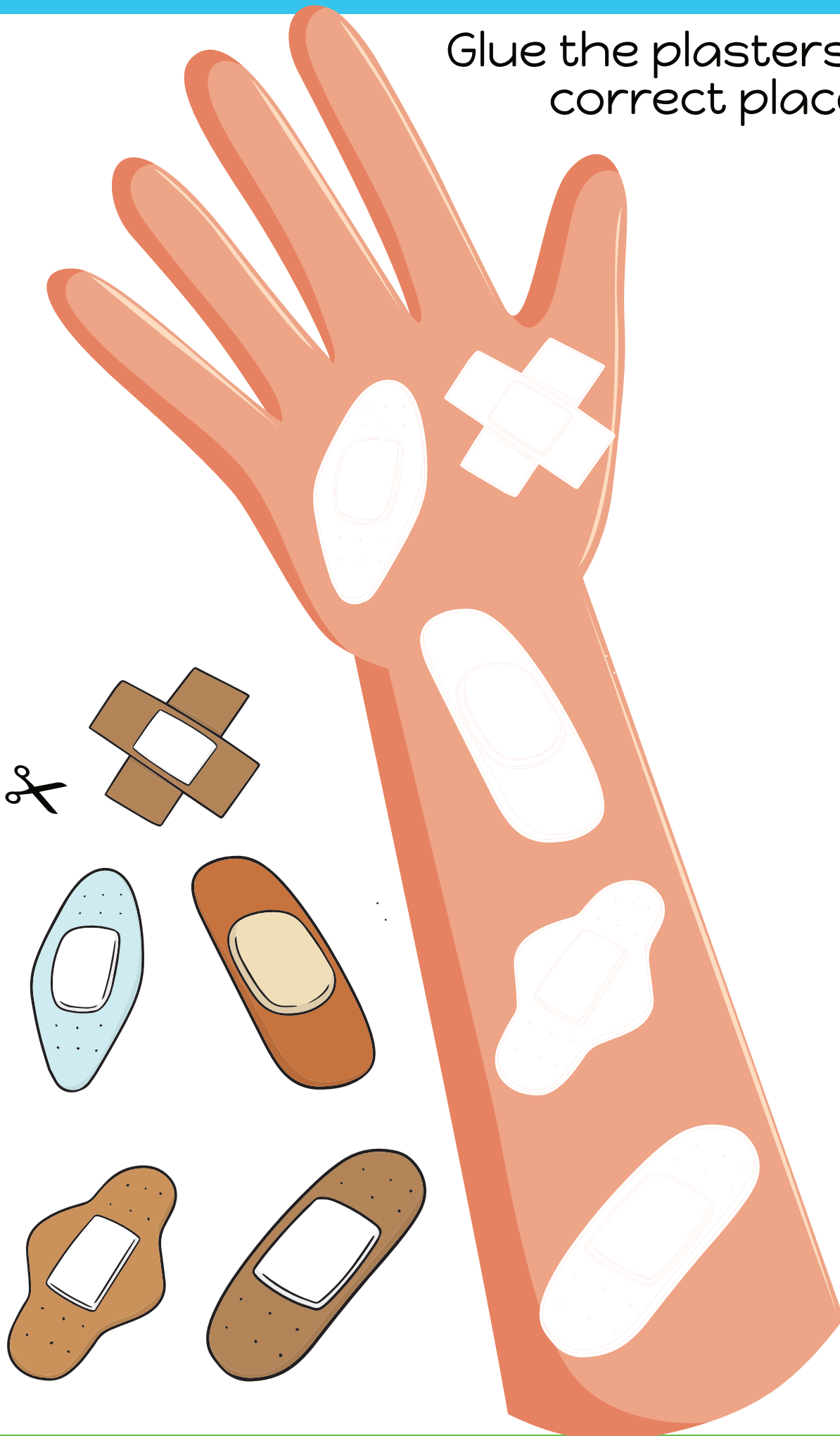
Twelve





Connect the dots



Glue the plasters in the correct places



Put the clean clothes in the cupboard
Put the dirty clothes in the machine




Craft - The woman who touched Jesus




What you need:

Template page
Colouring pencils
Scissors
Split-pin
Tape


What to do:



Colour the template page.

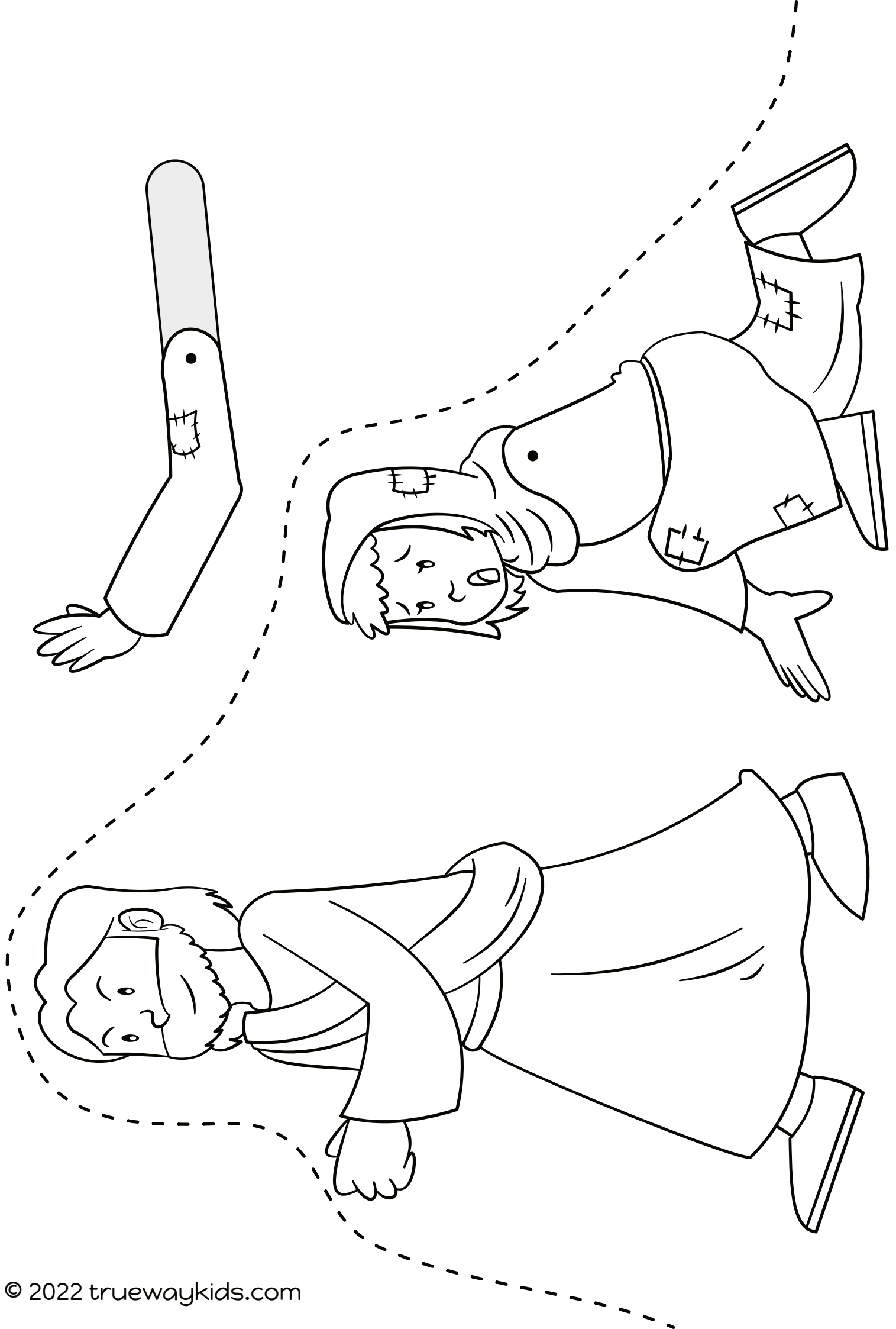


Cut along dashed line and arm.





Pin arm to body using split pin.

Place tape on the back of pin.









Worship Time

Recommend worship songs. Not produced by Trueway Kids. YouTube Videos to be used for personal use only.

One Way

<https://youtu.be/KCLWPd5Yj9c>

The God of Wow

https://youtu.be/n2_63yKLx0I

Trust in the Lord

<https://youtu.be/9u8oqlTxUJ4>



Prayer

Thank God that nothing is impossible for Him.

Ask Him to help you to seek Him in faith.

Next Week

House of prayer
(Matthew 21:12-17)

If you haven't already done so, sign up to receive future lesson by email.
truewaykids.com/subscribe/

