

The Unforgiving Servant



TRUEWAY KIDS.COM

Introduction

Jesus taught the parable of the Unforgiving Servant in Matthew 18:21-35. This parable teaches that we must forgive others, since Jesus forgave us.

Key Points:

- We should forgive others.
- God forgives people's sins.
- We should forgive without counting.

Lesson Guide

Ask your child if they know what it means to forgive. Explain that to forgive someone is to wipe out the debt they owe or let go of the anger we feel toward them for doing something wrong.

Using a whiteboard or a chalkboard, ask your child to name some bad actions that would need forgiveness. Make lots of marks on the board representing each sin. For example, stealing, disobeying, backtalk, etc. Share how sin marks our lives and we need Jesus to make us clean.

Now, talk about a time that someone wronged your child. Perhaps a sibling took a toy, or a friend was unkind. Using a different color make a small line to represent the sin that someone committed against them. Ask who owes the greater debt.

Wipe the board clean of the lines representing their sin. Explain that this is what God does when we ask Him to forgive our sins. Jesus died so that our debt could be wiped clean.

Now, point to the little line representing the action someone did against them. Ask if it should be forgiven.

Share how forgiveness is not always easy, but since God forgives us, we should forgive others.

Ask your child if they remember who Peter is. Read Matthew 18:21. Ask your child if they think seven times is enough times to forgive someone. Do they think it should be more or less? Count out seven objects on the floor.

Read Matthew 18:22. Even though we think seven times is a lot, Jesus told Peter seventy times seven. He was saying there is no limit to how many times we should forgive because of the way God forgives us.

Begin to play a game of "Follow the Leader." Appoint your child as the leader, and if they are unfamiliar with the game, tell them that you are supposed to copy whatever they do. As they begin, don't do anything they do. Make it obvious that you are not copying them. Explain that although you are saying you want them to be the leader, you are showing that you don't really want them to be. Talk about how we can't say we want to obey Jesus, but then disobey when He tells us to forgive. Now, ask them to demonstrate how to follow the leader well.

As your child follows and copies everything you do, repeat phrases like, "Jesus is loving" and have the child say, "I should be loving." "Jesus is forgiving", "I should be forgiving." Continue with various attributes of Christ, which we should emulate. Kind, good, etc. Point out that just like your child follows in your physical footsteps, we should follow in Jesus' spiritual footsteps.

Remind your child the Bible says, "Treat others the way you want to be treated". Remind them that we should forgive the way we want to be forgiven.

Say the Lord's Prayer (Matthew 6:9-13) together and reflect on verse 12. "And forgive us our debts, as we also have forgiven our debtors."



The king couldn't believe what the man did.

He had been forgiven of so much but could not forgive a little.

The king ordered the man to go to prison.

Jesus said that we should forgive others because He has forgiven us.



The Unforgiving Servant

There was once a man who owed the king a lot of money.

But, he didn't have any money to pay.

The king said he and his family would have to become slaves to pay the debt.

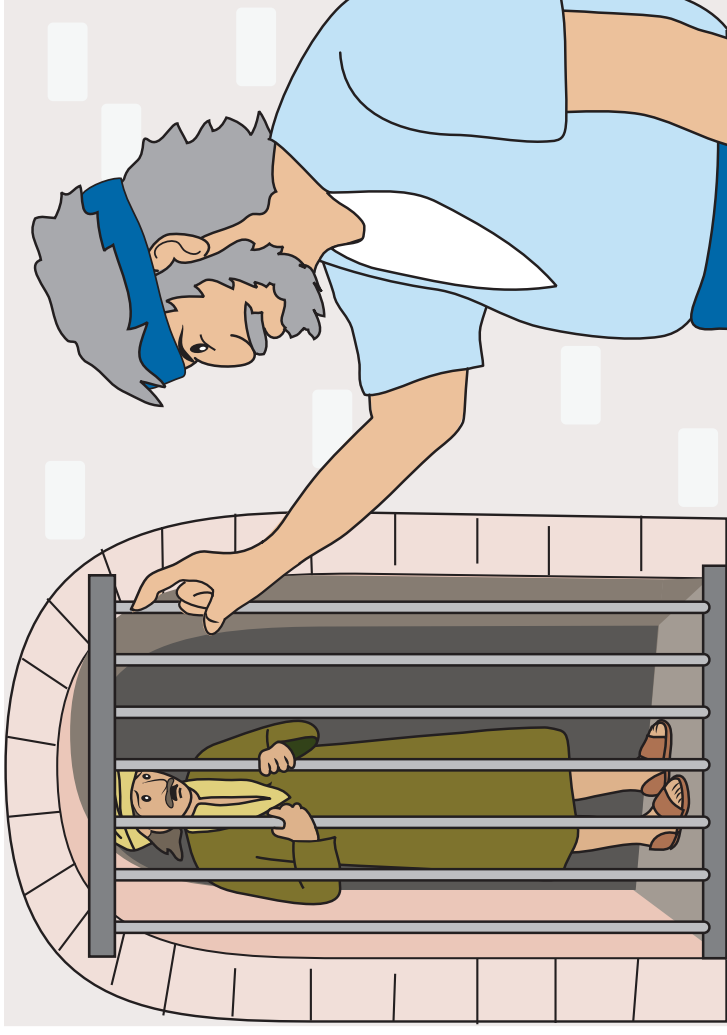
The man begged for mercy.



The king forgave the man of his massive debt.

The man went to another man that owed him a little bit of money.

He grabbed him and told him he wanted his money back right away.



The second man also didn't have any money.

The man begged for a little bit more time to pay the debt.

But instead of forgiving the man, he threw him into jail.

Games and Activities

Paper snowball fight

Roll up some old paper or magazines to make paper balls. Divide the room into two with equal paper balls on each side. Encourage your child to share them equally.

Split into teams. On go, each team must try to throw all the balls onto the other team's side. When the time is finished, shout, "Stop." Ask your child to estimate which side has more balls. Next count the balls to see which team wins.



Dice game

With at least two people, take turns to roll a dice. After each person has rolled, the person with the highest number wins a point. The first person to collect five points wins. Speak about whether the number is bigger or smaller as you roll the dice.




Coin sorting

Put some pieces of paper on the table. In the middle of the table, place a handful of different value coins. Ask your child to sort the coins by placing each value onto a piece of paper. (You could write the value on the paper.)

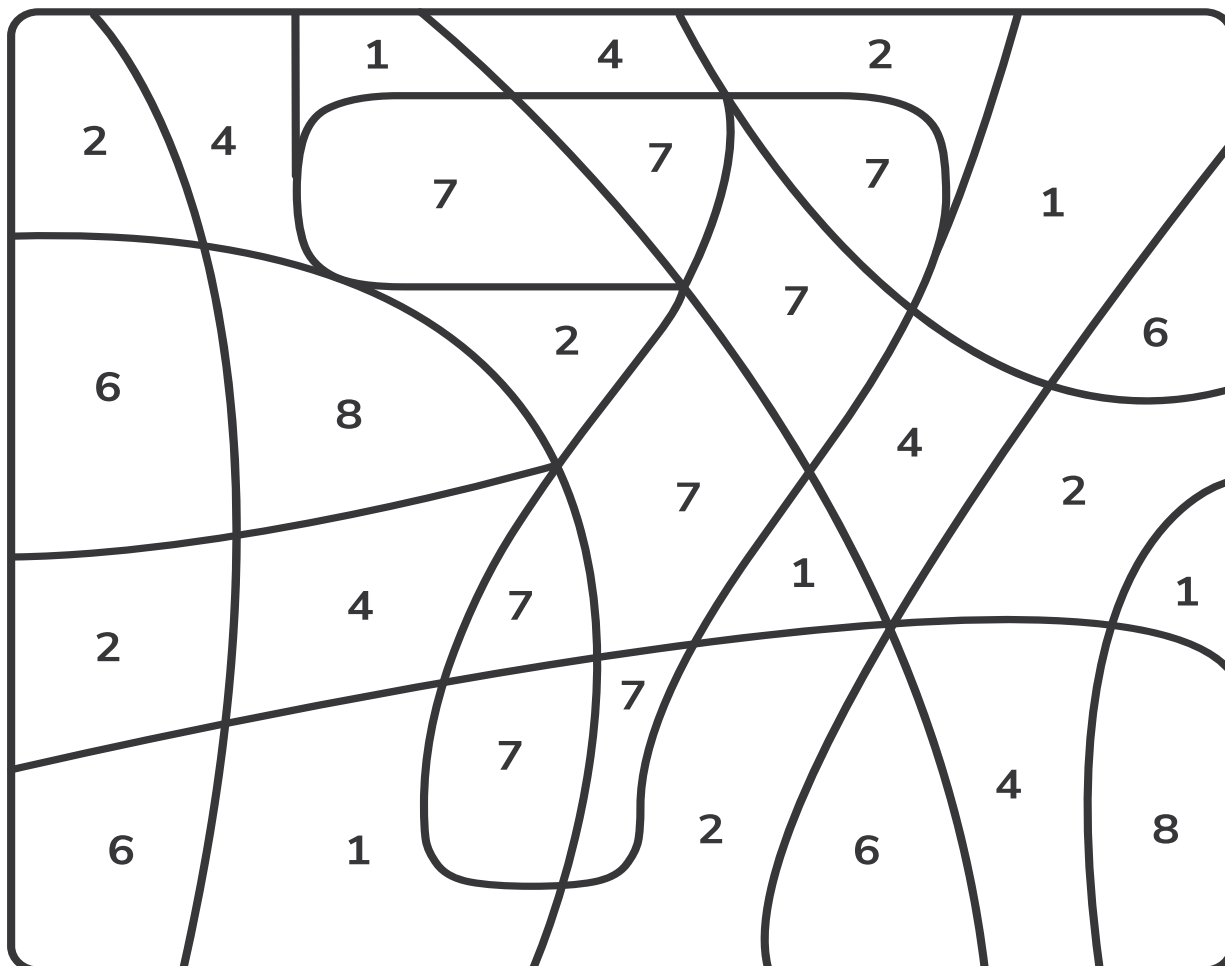
Explain how different coins have different values. Help your child to count the coins and see which pile is worth the most.



Trace and color the number seven.








Find and color the number seven.



Which side has more?

Count the items and circle the side with more.



How many times?

How many times can you do the following in 10 seconds?



Stand up
and sit down

Jump up
and down



Say your
name

Catch a ball



Who owed the most?



A lot



A little



Forgive each other



What you need

- Template pages,
 - Coloring pencils,
 - Scissors,
 - Glue,
- Googly eyes (optional)

What to do



Color the template pages and draw the face.

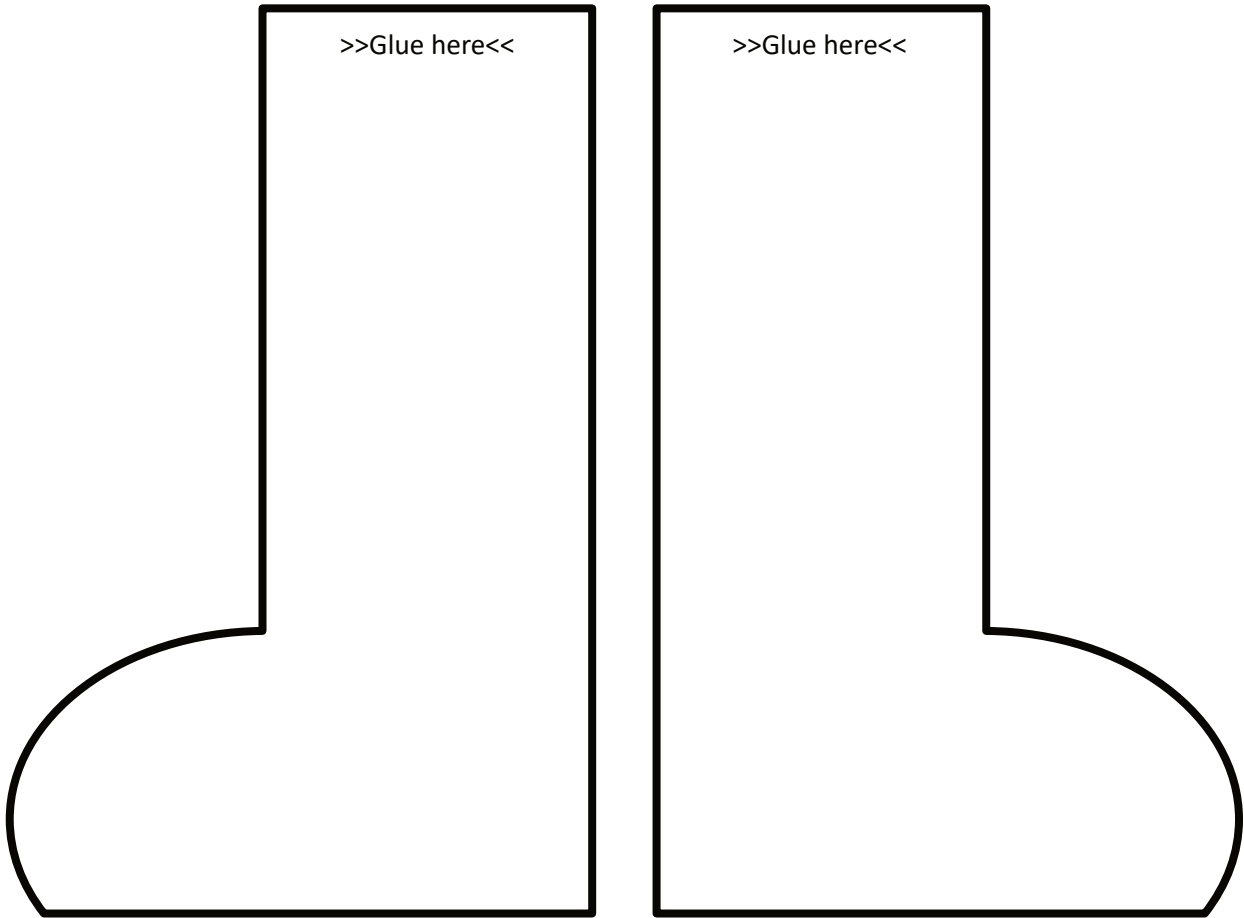



Draw around both your child's hands onto paper.

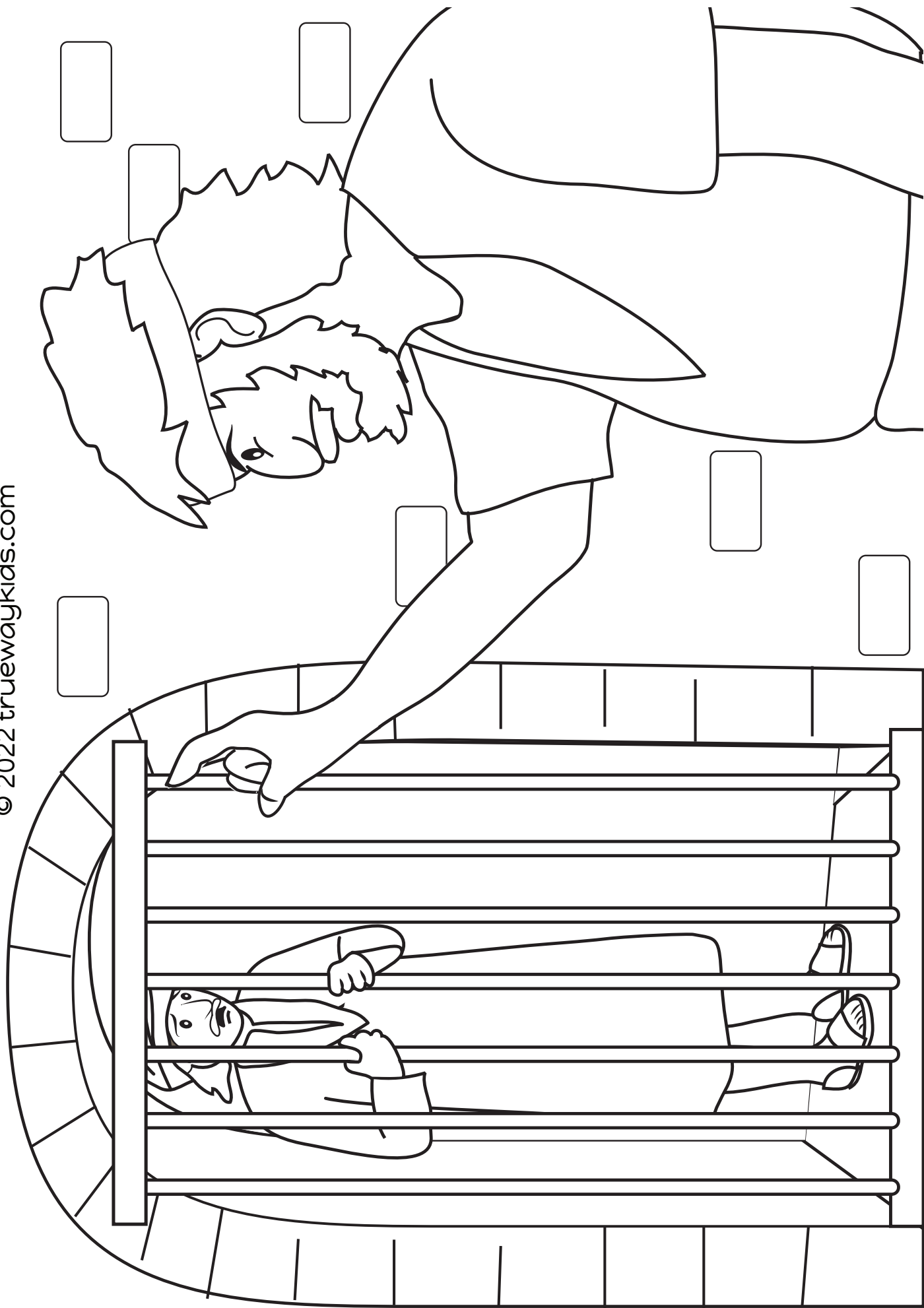


Cut out the objects. Glue arms and legs behind the heart. Glue on the hands.













Worship Time

Recommended worship songs. Not produced by Trueway Kids. YouTube Videos to be used for personal use only.

Forgive One Another

<https://youtu.be/Er3xtbTPXEg>

You Forgive Me

<https://youtu.be/wCKpNihiWCI>

The Forgiveness Song

<https://youtu.be/jkPhJyB7pJc>



Prayer

Thank God for forgiving your sins. Ask Him to help you to say sorry when you do wrong and to forgive other people.

Next Week

The woman at the well

If you haven't already done so, sign up to receive future lessons by email.
truewaykids.com/subscribe/

