


# The Good Samaritan



# Introduction

In Luke 10:25-37, Jesus taught a parable to show that any person who is in need is our neighbour. The parable of the Good Samaritan reminds us of the second greatest commandment, “love your neighbour as yourself.” (Matthew 22:34-40).

Key Points:

1. We should show mercy to everyone.
2. We should love our neighbours.
3. We should reflect God’s love and mercy to others.



## Lesson Guide

Before you begin, ask your child a modern-day question related to this parable. For example, there was a man hurt in the street. Who do you think helped him? A pastor, a policeman or his enemy?

Read the parable from your child’s Bible. Explain that the man was trying to trick Jesus when he asked the question ‘who is my neighbour.’

Explain mercy is showing compassion or forgiveness to someone. Has someone ever shown you mercy? Have you ever deserved to be punished but someone has chosen to forgive you instead? Talk about flies or another kind of pest. Mercy would be to release the bug outside rather than smash it.

Show how God showed us love and mercy, so that we could show love and mercy to others. Give your child a small mirror and turn on a flashlight. Pick out an object together and help the child angle the mirror to illuminate it. Point out that the flashlight gives light, but the mirror reflects it. We should do the same with God’s love and mercy and show it to others.

Ask if your child remembers who Jesus said our neighbour was? Everyone.

Make a list or look at photos of people you know well or not at all. Ask your child to tell you which ones we should show mercy to. Remind them that even if we do not like someone, they are still our neighbour.

Share how, during Jesus’ time, the Samaritans were hated people. The Jews did not treat them nicely, but the man still stopped to help the injured man. While the people who should have been the injured man’s friends ignored him.

Would you want to help your enemy? Most people would not want to do that, but Jesus wants us to be different. Read Matthew 5:44-45.

Use the worksheet with photos of animals and different foods. Each time explain that the animal will eat what is in its nature to eat.

Explain that Jesus is asking us to do something difficult. Human nature is not to forgive, show mercy, or love our enemies, but God says we are to love and show mercy. With Jesus’s help, we can do the opposite of what nature tells us to do.

Share how the Samaritan did not only help the man, but he went far beyond anything that could be expected. Treating him, carrying him, paying for his care etc. Remind your child that God love it when we do more than we need to when serving Him.

Think of ways you can be a good neighbour to those in need locally and around the world. You could share some ministries who help people in practical ways. If possible, plan to visit and get involved with one.

Thank God for showing mercy. Ask Him to help you show mercy to others.

# The Good Samaritan



The Samaritan took the man to an inn.

He paid the inn keeper to take care of him.

He promised to come back and make sure he was ok.

Jesus said we should show God's love to everyone.

Jesus told a story to teach people to love others.

One day, a man was walking alone on a mountain path.

A gang of robbers jumped out on him. They beat him up and stole everything he had.



The man was very hurt.

A priest soon walked the same path. He saw the man, but didn't do anything to help.

Next, someone from the temple saw the man. They also ignored him.



The third person was a Samaritan.

They were enemies, but he had mercy on the man.

He gave him a drink, bandaged his wounds, and put him on his donkey.

# Games and Activities

## Helping hand prints

Find a large piece of blank paper or cardboard. Place some washable paint onto plates and allow your child to stamp their hands into the paint and then onto the paper. Repeat as many times as you want. Write on the paper. I have helping hands. Remind your child how God calls us to help and love others.



## Bandage the patient

For this game you will need a roll of toilet paper for each team. For the patient, you could use a person or a large soft toy. On go, race to wrap the patient in the paper bandage. Remind your child how the Samaritan bandaged the man's wounds.


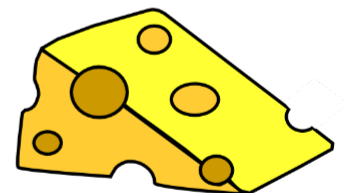
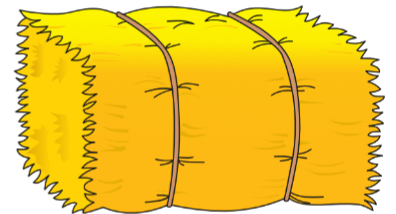



## Serve your neighbours

Plan a practical way to serve your neighbourhood. It could be preparing a meal for someone who lives in your street. Attending a soup kitchen. Going shopping for someone who is stuck at home. Cleaning someone's garden. The list is endless. Serve together as a family.




# Match the animal with their favourite food




# Where is the Chick?

Match the word with the picture






behind



on


next to

in front




between

near



# Cover the wounds



# Find a safe route to the inn



# Love your neighbour mirror sign

Share your crafts photos with @truewaykids



## What you need:

- Template page,
- Coloring pencils or crayons,
- Scissors,
- Sticky tack.

## What to do:




Color the template page.



Cut around the house. Ask an adult to help cut out the heart.




Use some sticky tack to attach to a mirror or place a photo of yourself in the frame

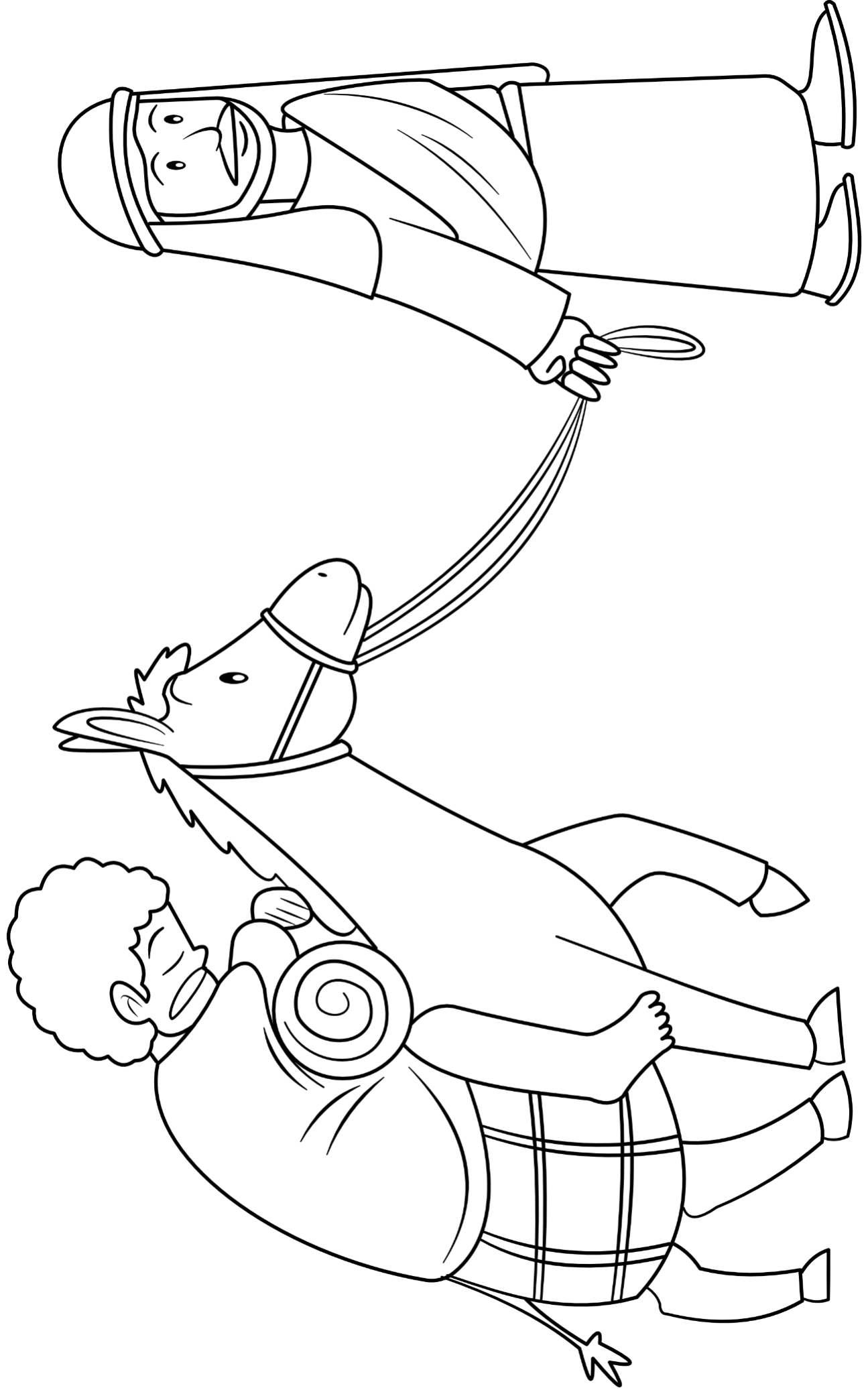


Love your neighbour  
as yourself - Luke 10:27









# Worship Time

Recommend worship songs. Not produced by Trueway Kids. YouTube Videos to be used for personal use only.

Love your neighbour

<https://youtu.be/aLv3V6dzGaU>

love your neighbor as yourself

<https://youtu.be/xiMF7r73Jao>

His Mercy Is More

<https://youtu.be/vGj8gu9T37A>



## Prayer

Thank God for showing you mercy and sending Jesus to rescue you.

Ask God to help you show his love and mercy to others in need.

## Next Week

Parable of the Talents

If you haven't already done so, sign up to receive future lesson by email.

[truewaykids.com/subscribe/](https://truewaykids.com/subscribe/)

