

The Lost Son



TRUEWAY KIDS.COM

Introduction

In this lesson, we will continue exploring Jesus' parables of lost things by focusing on the lost or prodigal son in Luke 15:11-32.

Some of our key points are:

- God is full of grace
- Everyone needs salvation
- We can always return to God

Lesson Guide

Remind your children that this story is a parable that Jesus taught to teach us some important lessons.

Introduce the three main characters. It may help to print and cut out the pictures in this lesson or to select soft toys to represent the characters. Select one for the father and two others to represent the sons.

Share how the father loved his sons very much. Pick up the older brother and share how he was an excellent son. He obeyed the rules, worked hard, respected his father, and so on. Ask your child to name other good things for children to do.

Next, pick up the younger son. Explain that he was selfish and didn't care about others. Ask your child to name some selfish things to do. Show how the younger son asked his father to give him half of everything he owned so he could do what he wanted and never have to see his family again. Think about how this made the father feel?

Move the younger son away from his family and read Luke 15:13. Explain how he took all the good things his father gave him and began to waste them. Speak about how we waste things. Share how he thought he could buy happiness. Ask your child what things they would buy to make them happy?

Share how soon after, the younger son spent all his money and did not have food to eat. He found a job feeding pigs. He was so hungry he wanted to eat the pig's food. If you have time, place some kitchen scraps in a bowl and ask your children if they would like to eat them for lunch.

Read Luke 15:17. Share how "he came to his senses" and decided he would return to his father and say sorry. Here is a great time for you to share a testimony with your children. It could be your own or someone you know. Share when and how did you come to your senses and return to God?

Ask your child how they feel when they have to say sorry? Afraid they will be rejected? Embarrassed by what they did?

Read Luke 15:20-25. Move the characters around to show the son returning and the father running to meet him. Remind your children that Jesus is teaching us how God reacts when we return to Him. Share how God is all gracious and patient. We can always repent and turn to Him.

Reintroduce the older brother and ask which brother do you think Jesus wants us to copy? Read Luke 15:25-32 and share how he was jealous and thought he deserved more love.

Explain that the two brothers seem very different but had a lot in common. Both had a problem with sin and needed to say sorry to the father. Share how Jesus told this parable to show that everyone needs forgiveness. Even if we do good things on the outside, God cares about what we are like on the inside.

Pray together and thank God for His amazing grace.

The Lost Son



When his father saw him, he was delighted.

He ran to his son, threw his arms around him, and welcomed him back into the family.

He threw a party to celebrate his son was alive and home.

Jesus said, "There is great rejoicing in heaven when people return to God."



Jesus told a story about a father and his two sons.


One day, the younger son asked his father for half of his things.

He wanted to leave his family and do whatever he wanted in a distant place.

This made his father sad, but he did what he wanted.



The son was so happy!
He did everything he wanted.
He bought new clothes, went to parties, and made new friends.
But soon, his money ran out, and his new friends forgot all about him.



The son found a job feeding pigs.
He was so hungry. He wanted to eat the pig's food.
He thought, "I have been so silly."
I am going to go back to my father and say sorry.
I will ask him if I can be his servant.

Games and Activities

Pig snorting

You will need at least three people to play this game, but the more people, the better. Choose one person to face the wall.

Behind them, one person should make the sound of a pig. The person facing the wall must guess who is making the noise.



Race back


Mark a starting line. Have your children slowly walk away from the line until you shout "Home." They should race back as quickly as possible.

Remind them how God wants people to return to him quickly.

Board Game

In this week's lesson, there is a page for a board game. Use small objects as markers. Roll a dice and make your way through the prodigal son's story and back to the father. Review the story as you play.





1

2

3



4

5

6

7

23



8

22



9

21



10

20



11

19

18

17


16

15

14

13



12





Share the cakes between the children



Match the baby animal with its parent



Spot 7 differences



Welcome Home Sign



What you need:

Ten Lollipop sticks (or use card and skip step 1)

Glue

Pens

Ribbon

What to do:



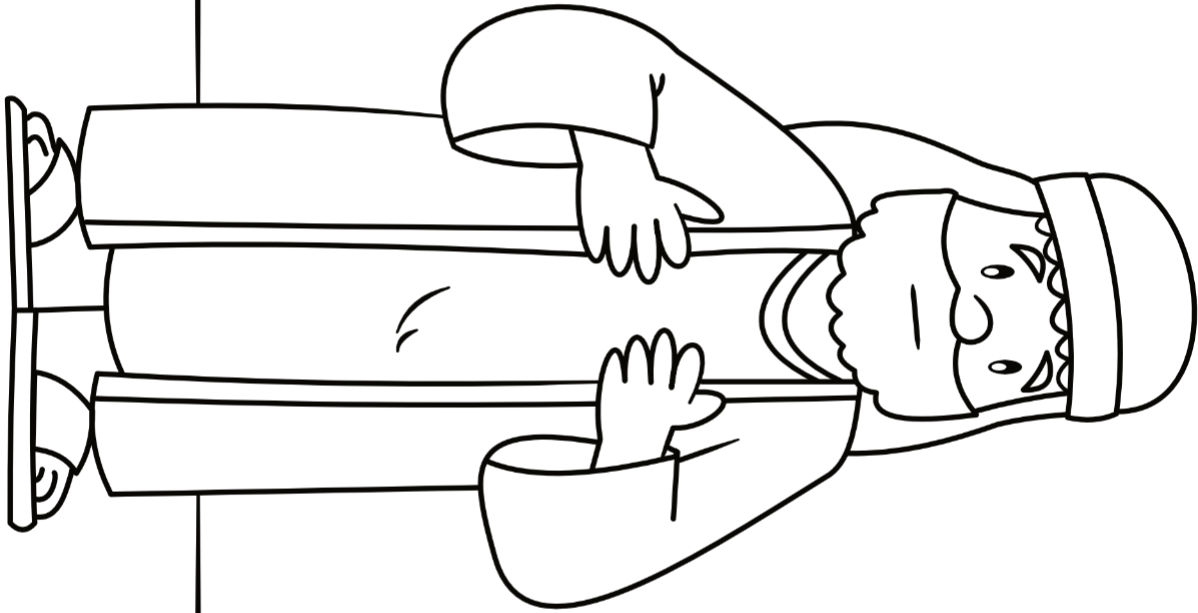
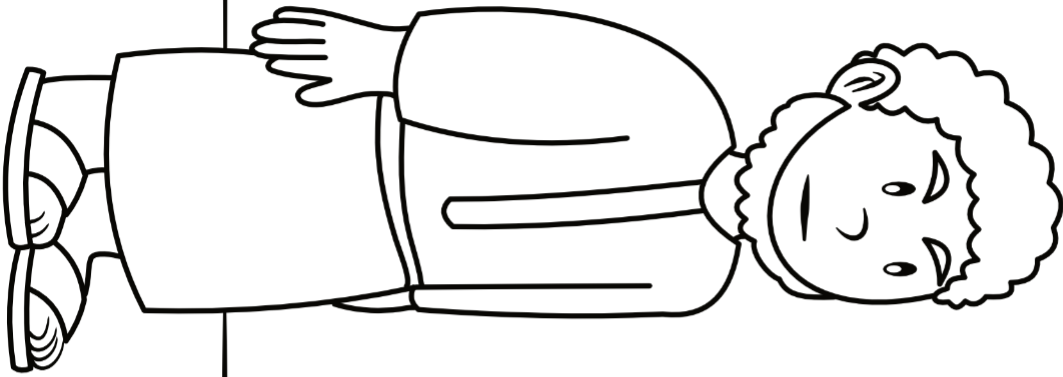
Glue lollipop sticks together to make a sign as shown in the picture. Allow to dry.




Decorate your welcome home sign any way you want.




Glue or tape on ribbon to hang.









Worship Time

Recommended worship songs. Not produced by Trueway Kids. YouTube Videos to be used for personal use only.

Love the Lord

<https://youtu.be/vdMlxCdIY-c>

Looking at My Heart

<https://youtu.be/5zWypq92UCU>

Detective Shuffle

<https://youtu.be/4AMRQn7loZI>



Prayer

Thank God that He forgives us and welcomes us back.

Ask Him to help you to stay close to him and not be jealous of others.

Next Week

The parable of the sower

If you haven't already done so, sign up to receive future lessons by email.
truewaykids.com/subscribe/

