

Sermon on the Mount



TRUEWAY KIDS.COM

Introduction

This week we will read what is probably the most famous sermon ever preached. In Matthew 5-7, Jesus tells us how to live in a way that pleases God.

- The Beatitudes (5:1-12)
- Salt and light (5:13-16)
- Jesus teaches us how to live well (Matthew 6-7)
- The gold rule - treat others the way you want to be treated. (Matthew 7:12)

Lesson Guide

Read the beatitudes together (5:1-12). Explain that these are the words of Jesus. Ask the child to listen very carefully to which word repeats often. Help your child to think about the word blessed. Share how God blesses us and always looks after us because He loves us, regardless of our circumstances.

You may also talk about specific examples of ways that they can fulfil the beatitudes such as ways we can show mercy to others or be peacemakers.

Talk about salt and light. Explain that Christians are to be salt and light. Prepare some foods that needs salt such as potatoes or another vegetable. Or you may just have your child assist you with cooking and allow them to try the food without salt, and then try it with salt. Point out that the salt makes the food taste better. Salt also helps preserve food.

Point out that Christians are also compared to light. In a dark room, point out that we need light to see. Grab a flashlight and explain that it will help you to see better. Hide the flashlight under some sofa cushions. Ask the child if they can see better now. When they say no, say that you will move the light. This time place the flashlight under a bowl. Ask if it lights up the room. Continue to move the light (or allow the child to) as you point out that the light works best when it is out for all to see. Explain that just like the light needs to be seen, Christians need to live so that all can see the light of Christ in them.

Talk about ways that we can show Christ's light to others. Talk about things we might do that do not show Christ's light to others.

Explain that Jesus told us many things that we should do to live for Him. We should pray, give to the needy, fast, etc.

Most of what Jesus instructed can be summed up in two rules—Loving God and loving others. Talk about ways we can love God. Talk about ways we can love others.

Remind the child that the passage also says to love our enemies and turn the other cheek. Talk about ways we can love our enemies. Remind the child that we should pray for our enemies and those who wrong us.

Talk about how Jesus told us to treat others the way we want to be treated. Ask the child if they have ever been treated in a way that they did not like. Ask them if they have ever treated others in a way that they would not like to be treated themselves. Point out that we should always ask ourselves, would I like to be treated like that?

Follow a reading plan to read sections of the Sermon throughout the week. If using in a group setting, send the plan home with the child. Remember it's important to read from the Bible with our children.

Sermon on the Mount

Do to others
what you would
have them do to
you.



Jesus told them the golden rule was treat others the way you want to be treated.

He even said to be nice to the people who treated them badly.

Jesus taught the people not to pretend to be good, but to allow God to change their hearts.

More and more people came to hear Jesus speak.

One day, Jesus walked up the side of a mountain to speak to the crowds.

It was the perfect place. Everyone could see and hear Jesus speaking to them.




Jesus taught them about following and obeying God.

He taught them what it means to be blessed.

He told them about heaven.

Taught them how to pray, to help the poor and not to judge others.



Jesus also told them some special stories called “parables”.

He told the people that they should be like salt and light.

He taught them that when people obey God and do good, then it is like a light is shining in the dark.

He told people to live so that people could see God in them.

Games and Activities


Taste Test

Set out done different types of food on a plate.

As your child to taste one and decided if it is salty, sweet or plain.

Be sure to check for allergies and parental permissions if in a group setting.

Some ideas are apples, crackers, bread, cheese, chocolate.



Hide the flashlight

Find a bright touch and turn it on.

In a dimly lit room hide the flashlight somewhere as difficult to find. For example, behind a cushion or under a bowl. Ask your children to see if they can find the flashlight.

Speak about how it's hard to hide a light in a dark place. Remind your children that we ought to be lights shining brightly forgot in the world.

Salt painting


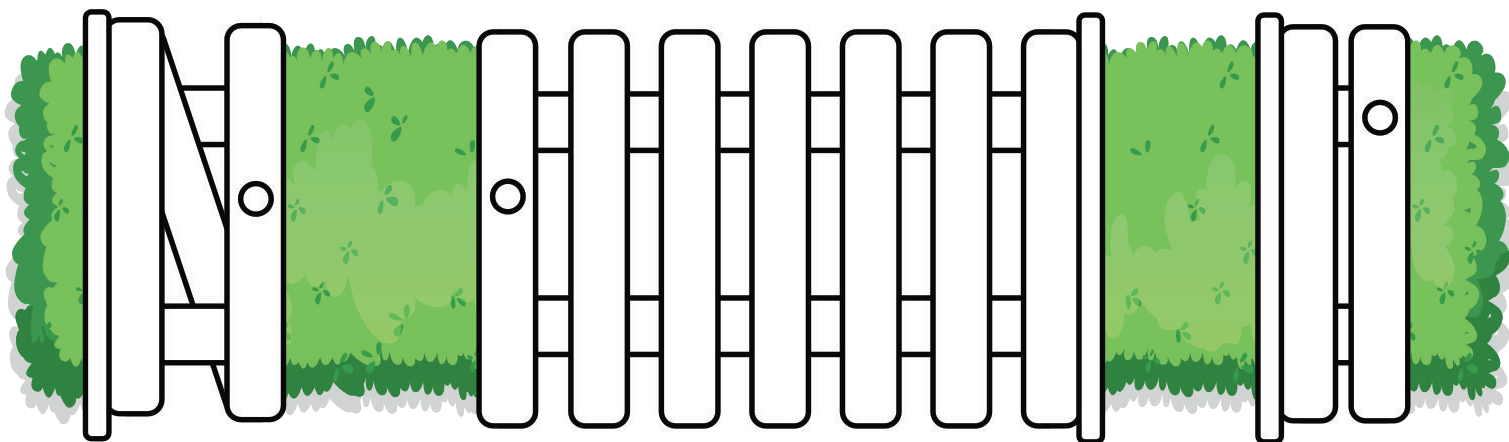

Raised salt painting is so much fun. First, draw some patterns onto some paper using PVA glue. Next sprinkle on a lot of salt and allow to dry. Shake off extra salt. Using some watercolor paint, dab the salt and watch the patterns grow.

Remind children that Jesus told us to be the salt of the earth.

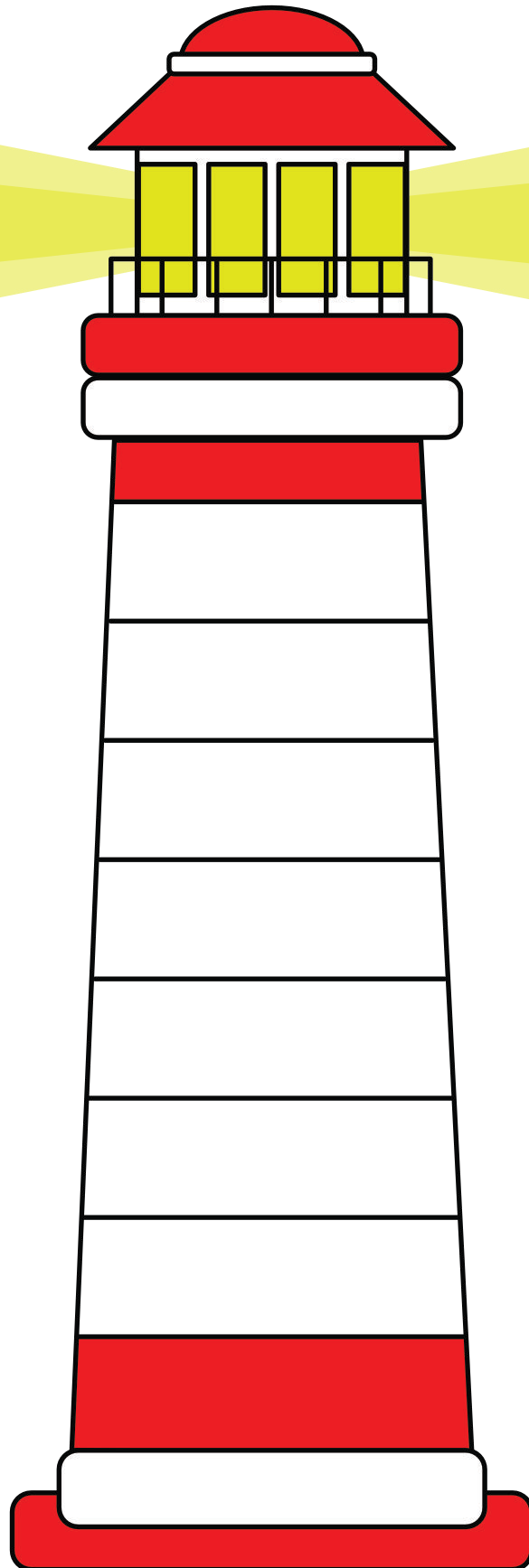


Narrow and Wide Gates

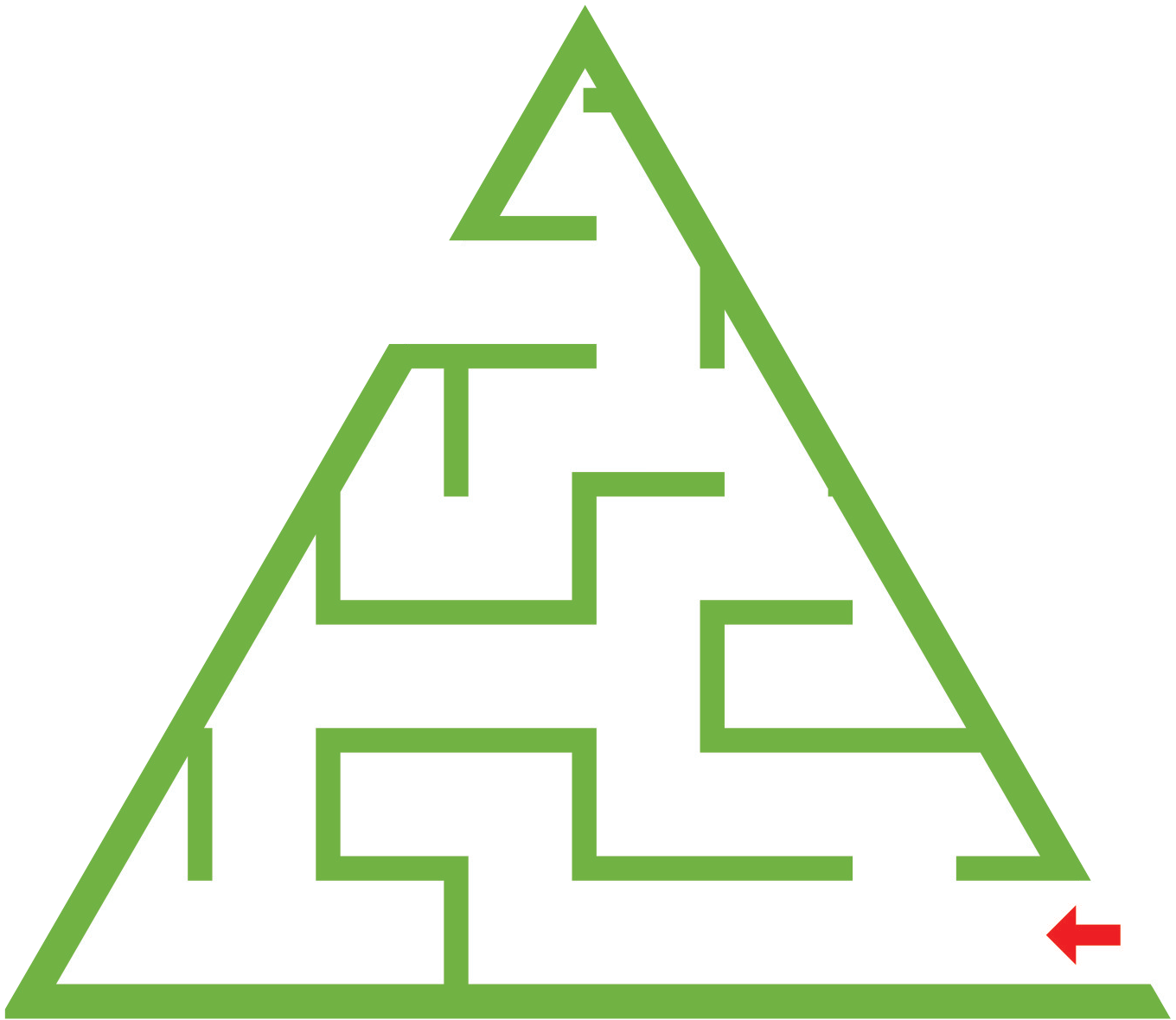
Color the narrow gates brown
Color the wide gates red



Finish the pattern

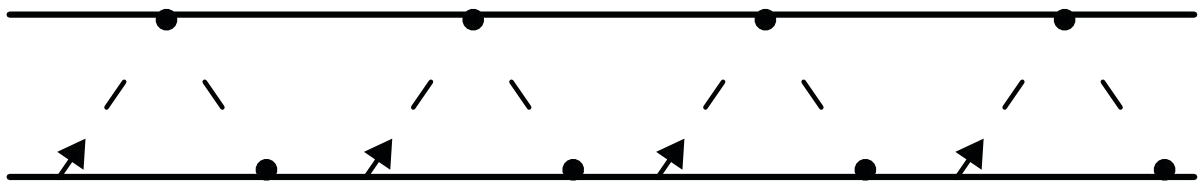
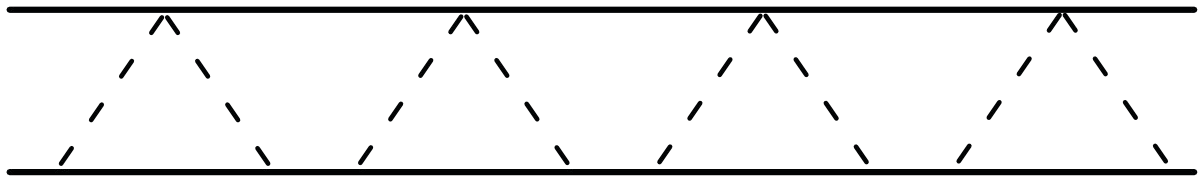
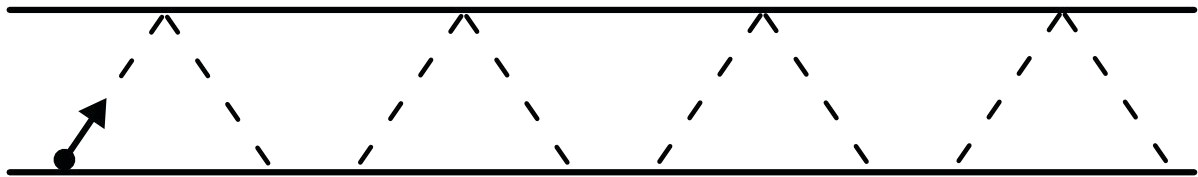
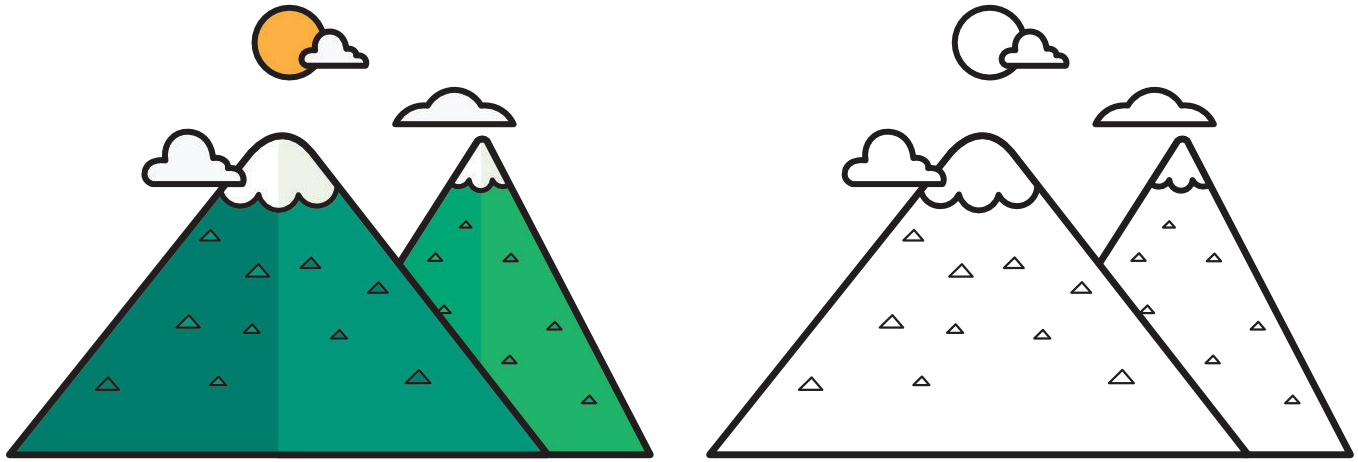


Find your way to
the top of the mountain



Mountains

Handwriting practice



Egg carton treasure chest



What you need:


Egg carton

Paint


Treasures in heaven cards

Optional: Sequins

What to do:



Paint your egg box to look like a treasure chest. Allow to dry.


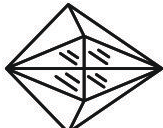


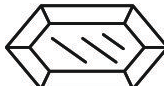
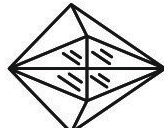


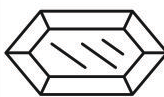
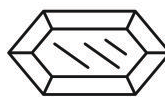

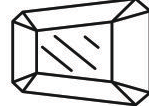
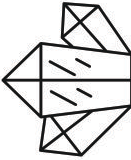


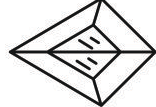
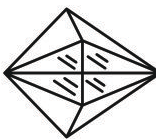

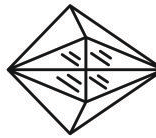
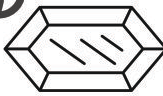

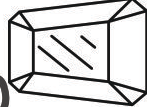
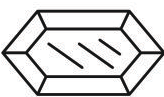
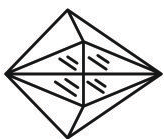


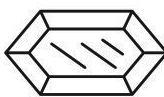

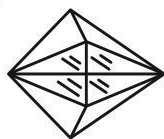
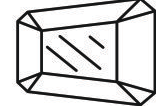

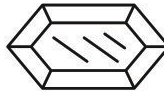
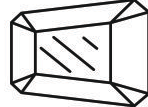


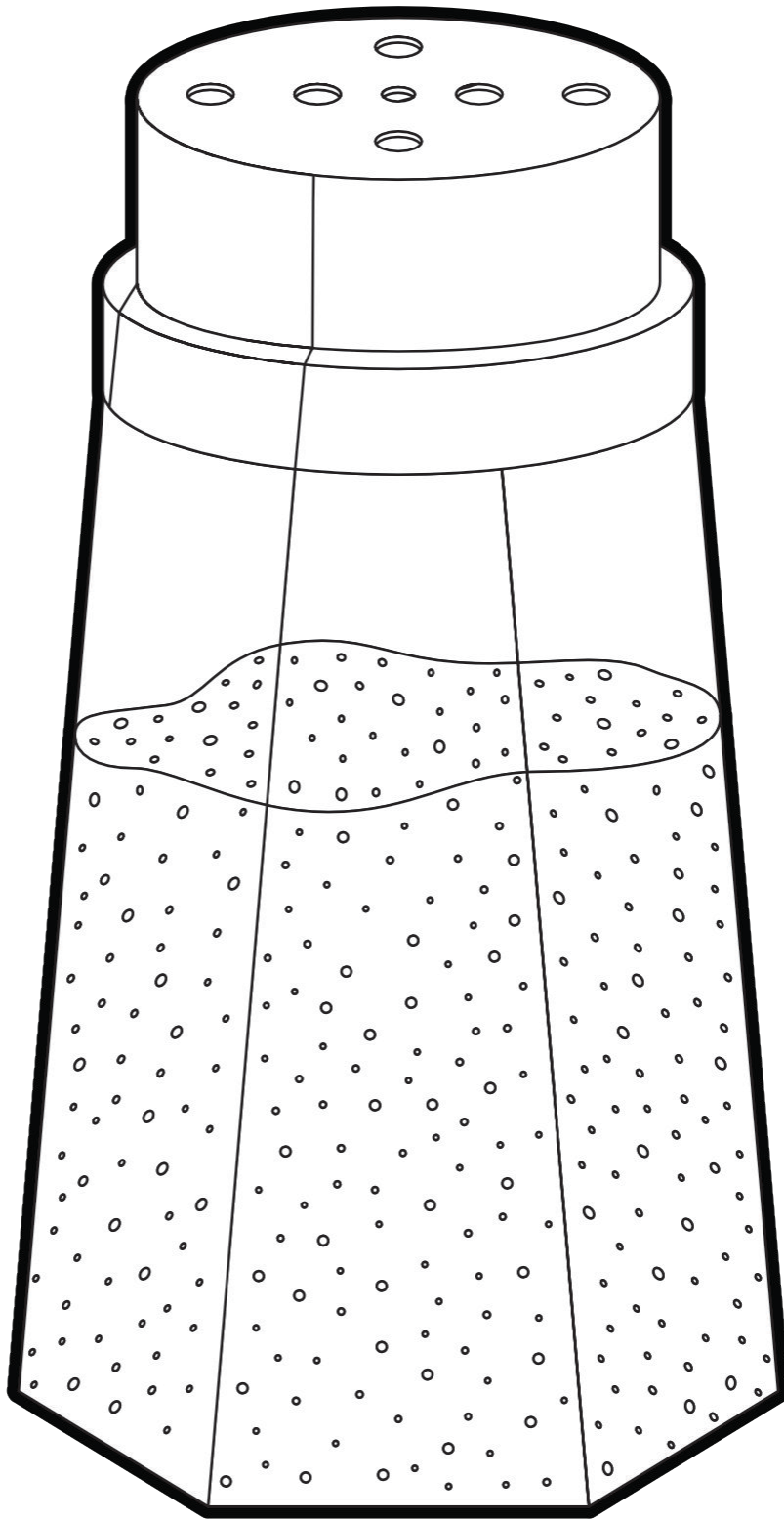
Write and decorate the treasures in heaven cards.



Cut out cards and place in treasure chest.


Treasures in heaven cards

    <p>Love others</p>    	   	   
   <p>Go the extra mile</p>   	    <p>Forgive</p>    	 <p>Give to the needy</p>  



You are the salt of
the Earth.

Matthew 5:13



You are the light of
the world.

Matthew 5:14



You
are the
salt
of the
Earth

Matthew 5:13

Worship Time

Recommended worship songs. Not produced by Trueway Kids. YouTube Videos to be used for personal use only.

The Beatitudes

<https://youtu.be/kzp04GVZ6Bw>

Salt and Light

<https://youtu.be/ftUXYsamDo8>

Golden Rule

<https://youtu.be/jio0NrIpEkc>



Prayer Time

Thank God for teaching us through the Bible.

Ask Him to help you shine for Him and obey His words.

Next Week

Wise and Foolish builders

If you haven't already done so, sign up to receive future lessons by email.
truewaykids.com/subscribe/

