

# Jesus, friend of sinners

Baby and Toddler Lesson



**TRUEWAY KIDS**.COM

# Story



**Matthew was a tax collector.**

**He took money from people to give to the Roman Government.**

**Everyone hated the tax collectors.**

**They would steal extra money and keep it for themselves.**

**One day, Jesus was walking past Matthew's tax table.**

**Jesus knew Matthew had done bad things, but He also knew God loved him.**

**Jesus told Matthew, 'Follow me'.**

**Matthew left his table and followed Jesus.**

**Matthew invited all his friends to come to his house and meet Jesus.**

**Some people became angry with Jesus.**

**They said, 'He is spending time with bad people.'**


**Jesus reminded them that just like sick people need a doctor, sinful people need a saviour.**

**Jesus came to bring sinners back to God.**

# Coin rubbing

Matthew was a tax collector who collect money from others to give to the Romans. In this creative activity children will learn more about coins and their value.

## Skills learned:



## Materials needed:

Paper  
Coins  
Crayons or pencils

## Preparation:

**WARNING:** Be careful children don't place coins near or in mouths.



## Steps:

### For Babies and Toddlers:

Place a piece of paper over the coin. Show how to run the crayon or pencil over the coin to reveal the image. (A pencil will have more detail, but a crayon is easier).

Allow the child to try.

Repeat with different coins and colours. Practicing vocabulary as you go.

Continue until you have a few different coins rubbed onto a piece a paper.

Next show the children the coins again.

Ask them to match the coin with the rubbing.

# Coin stacking

Tax collectors often took more money from others so they could become rich.

## Skills learned:



Fine Motor skills



Hand-Eye  
Coordination



Numbers

## Materials needed:

Coins

(Optional: Dice)

## Preparation:

**WARNING:** Be careful children don't place coins near or in mouths.

## Steps:

### For Toddlers:

Give the child a dice to roll.

Read the number on the dice.

Ask the child to stack that number of coins.

Count together as they make the stack.

Next practice the words 'more' and 'less'.


Roll the dice again.

Read the number on the dice.

Ask the child to add that number 'more' coins to the stack.

Remind them that the tax collectors would take more money for themselves.

Repeat until the tower falls or you run out of coins.



# Make Your Own Play Money

Tax collectors collected money for the Romans. In this activity children will study what money looks like and create their own.

## Skills learned:



## Materials needed:

Money  
Magnifying glass  
Paper  
Art supplies

## Preparation:

Collect the art supplies



## Steps:

### For Babies and Toddlers:

Show the child some of your local money.

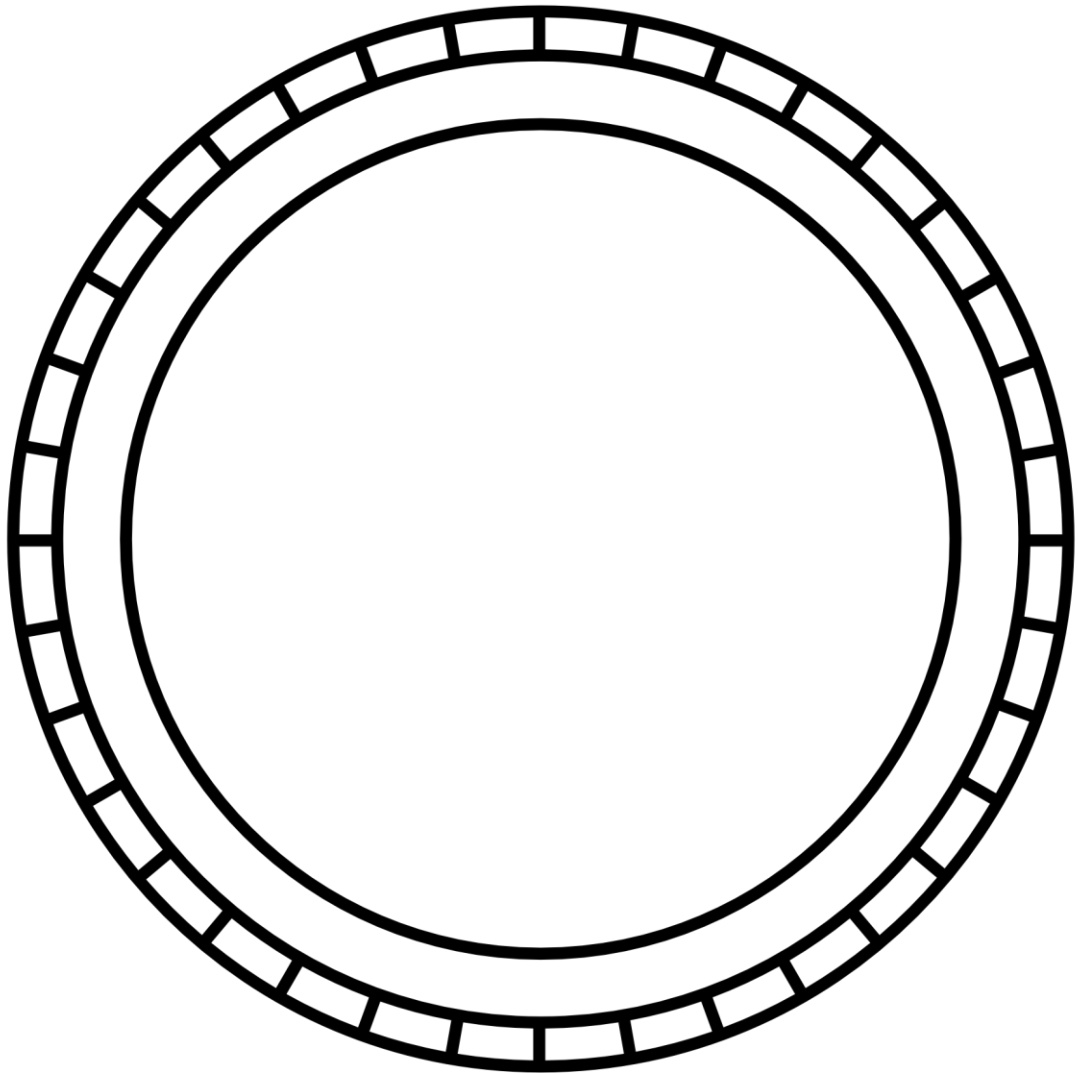
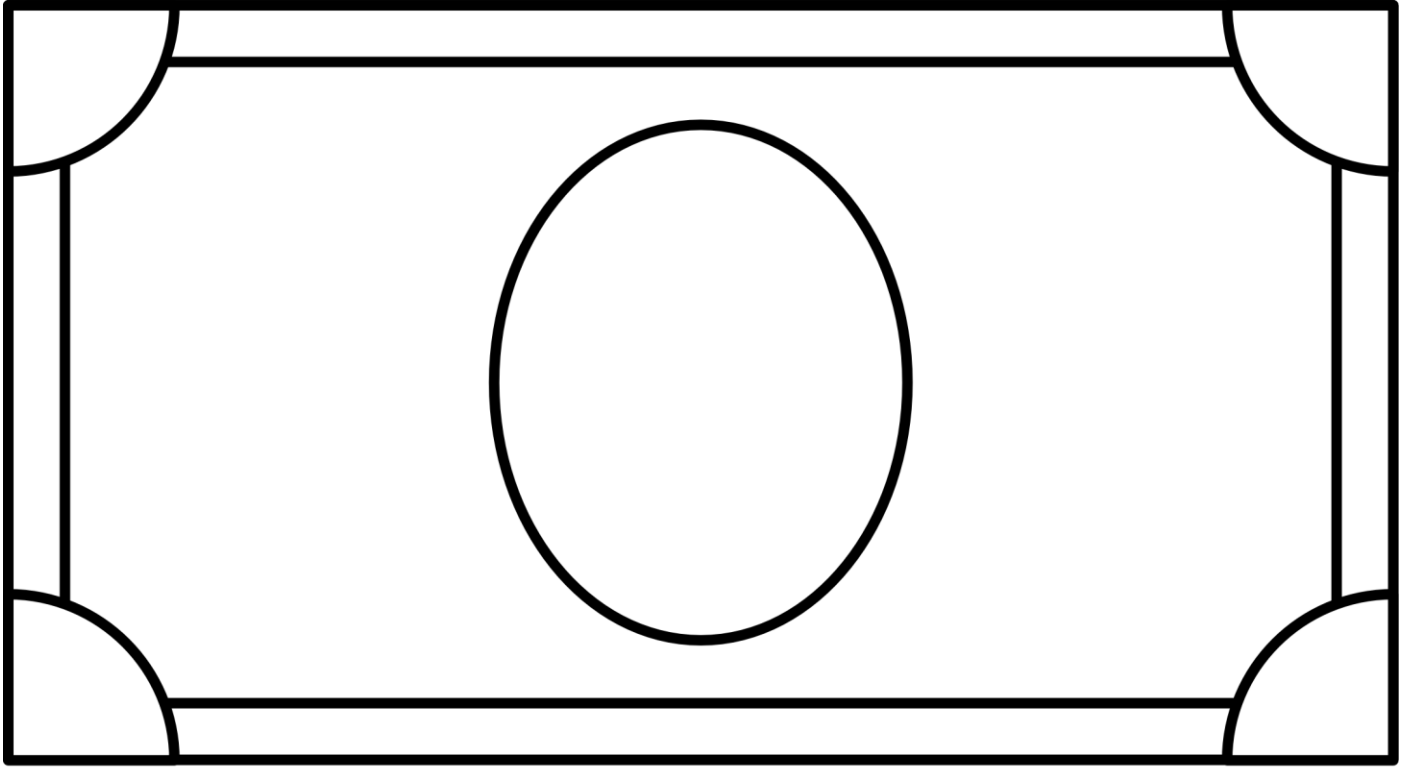
Give them a magnifying glass to examine it in detail.

Talk about the things you see.

Does it have any numbers?

Does it have any people, buildings, or animals?

Next give the child the Paper template and ask them to design their own money.



# Doctor's office

Jesus reminded the pharisees that it is not the healthy who need a doctor but the sick.

## Skills learned:



## Materials needed:

A large white shirt

Soft toys

Any toy or real child safe medical supplies.

(Bandage, thermometer, plasters, blanket, plastic spoon etc)



## Preparation:

Create a doctor's office with the medical supplies

## Steps:

### For Toddlers:

Dress the toddler in the white shirt. Tell them that they are the doctor.

Bring a soft toy into the office.

Allow the child to have free imaginary play and only prompt were need.

For example, you can say 'Teddy, do you have a bad belly?' 'How can we help teddy?'

Bring in more toys for the child to treat and play as long as there is interest.

# Who do you need to help?

We need people to help us when we have different problems. Jesus said that sick people need a doctor and sinners need a saviour.

## Skills learned:



## Materials needed:

Job images

## Preparation:

Cut out the cards before you begin

## Steps:

### For Toddlers:

Show the children all the job cards.

Review the people on the cards and make sure the children know who is and what they do.

Next, tell the child that you are going to give them a problem, they must choose which person could help the best.

Give a problem such as 'My car is broken'. The child should select the mechanic.

Reinforce the correct answer, "That's correct, a mechanic is a great person to fix a car."

Repeat as long as there is interest.

Allow older toddlers to create problems for you to find the person.

Talk about how only Jesus can save us from sin.





# Follow me

Matthew left his old life behind to follow Jesus. This game of 'follow the leader' will reinforce what it means to follow someone.

## Skills learned:



## Materials needed:

None

## Preparation:

None



## Steps:

### For Babies and Toddlers:

Explain that you are going to play a copying game.

The child should copy you and follow your actions.

Show examples. Clap your hands once. They should also clap.


Stand up. They should stand up.

Once they understand the concept you can move around more and add challenges.

Allow the child a chance to be the leader.

Say that we should follow Jesus and try to live like Him.

# Songs



Recommended worship songs. Not produced by Trueway Kids. YouTube Videos to be used for personal use only.

Jesus Friend Of Sinners

<https://youtu.be/odRLLRSvP90>