

Jesus and Nicodemus

Baby and Toddler Lesson



Story



Nicodemus was a very important man.

He was a leader of Israel.

He studied and memorized the Bible and did his best to obey it.

Nicodemus wanted to know more about Jesus.

One night, Nicodemus came to speak to Jesus in secret.

Nicodemus knew that Jesus was special.

Nicodemus had lots of questions to ask Jesus.

Jesus spoke some amazing words to Nicodemus.

Jesus said, “God loved the world so much: He gave His one and only Son, so that everyone who believes in Him will have eternal life.”

Nicodemus understood.

The only way to have eternal life is to believe and trust in Jesus.

Search in the dark

Nicodemus had a secret plan; he went at night to search for and spoke to Jesus without everyone knowing.

Skills learned:



Sight



Imagination



Concentration

Materials needed:

A torch (Flashlight)

Story images

Preparation:

Make sure there is batteries in the torch.

Cut out the story images and hide.

Prepare a dark room or wait until evening.



Steps:

For Babies and Toddlers:


Tell the child that you're going to search in the dark.

Turn on the torch and give it to the child.

Invite them to hold your hand if needed.

Walk around the space together until you find the images from the story.

Use the picture to retell the story.



Reveal


Nicodemus studied the Bible, but He needed Jesus to reveal to Him the truth so He could understand.

Skills learned:



Materials needed:

- A white candle or crayon
- White paper
- Water paints
- Paintbrushes



Preparation:

Draw or write some images on a blank paper using the white candle or crayon.

Steps:

For Babies and Toddlers:

Tell the child you have a special message for them.

Give them the paper with wax on (It should be invisible or hard to see).

Ask them to paint the paper.

The paint will not stick to the wax and the hidden message or picture will be revealed.

Show them how it works.

Allow them to draw on a blank piece of paper with the crayon and then to paint again.

Say that we can ask God to reveal truth to us when we read the Bible.

Puffy Paint World

This creative sensory activity will help children remember that God loves the world.

Skills learned:



Creativity



Sensory
development



Colours and
Shapes

Materials needed:

- Shaving cream
- PVA glue
- Food colouring (Blue and green)
- Thick paper or card
- Paintbrushes
- World image or paper plate.



Preparation:

Mix two-parts shaving cream to one-part PVA glue. Add a few drops of food colouring.


Optional: you could add essential oils for fragrance.

Steps:

For Babies and Toddlers:

- Give the child the image of the world.
- Talk about the earth. Which colour are the grass and trees?
- Next talk about the seas and the oceans? What colour are they?
- Give the child the puffy paint mix and allow them to paint.
- Talk about how the texture looks like mountains and waves.

If you have more time, you can add more colours to make sand or leave white for snow.



Colour sorting

Here is another world-based activity that will help children learn colours.

Skills learned:



Colours and
Shapes



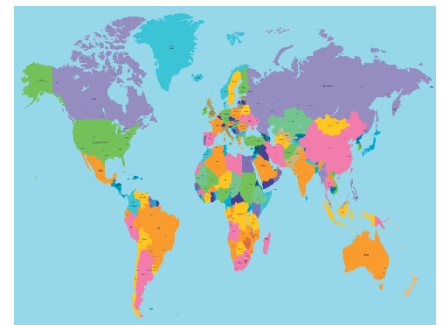
Fine Motor
skills



Hand-Eye
Coordination

Materials needed:

- Colour world images or map
- White sticky labels
- Colouring pens



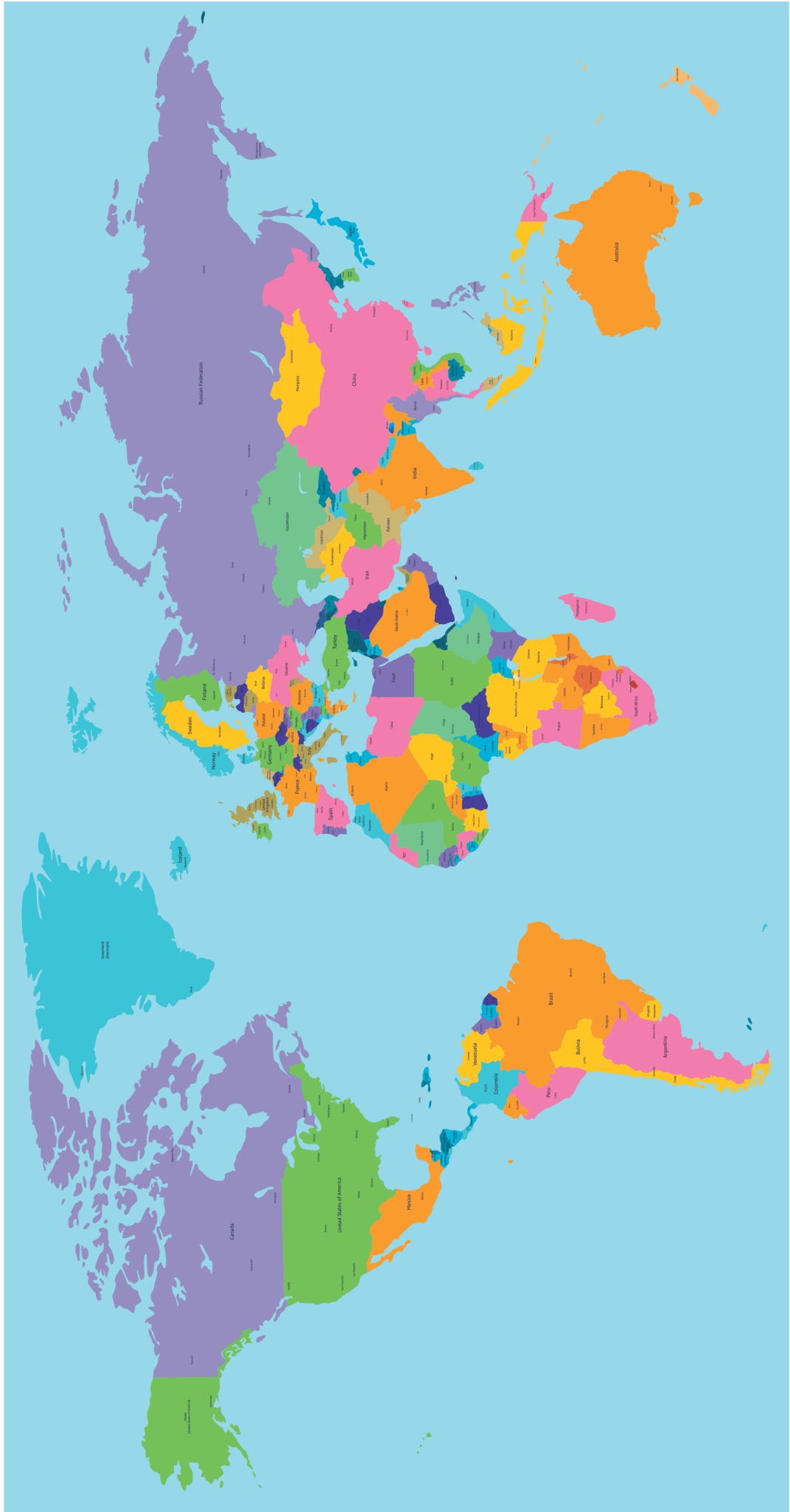
Preparation:

Colour the stick labels to match the world image. Cut into smaller shapes

Steps:

For Babies and Toddlers:

- Show the child the picture of the world.
- Review the colours together.
- Show the stickers and ask the child to match the colours with the image.
- For example, the child should peel a blue sticker and place on the sea.
- Show the child where you live.
- Draw a little house.
- Remind them that God loves the whole world.



Night-time Bowling

Nicodemus visited Jesus at night. This fun game will help children learn about how things look different in the dark.

Skills learned:



Hand-Eye
Coordination



Gross Motor
skills



Sensory
development

Materials needed:

- Six glow sticks,
- Six plastic bottles with lids.
- A ball



Preparation:

If using with babies prepare bottle beforehand.

Steps:

For Babies and Toddlers:

- Give the child a glow stick and allow them to crack it.
- Notice how it begins to glow. Repeat with the other sticks. Review the colours.
- Ask the child to place one stick into one bottle and screw on the lid. Assist where needed.
- Set the bottles up in a triangle 1, 2, 3.
- Allow the child to roll the ball and attempt to knock down all six bottles.
- Count how many they knock down.
- Repeat as long as there is interest.

Note - It is possible to add water to the bottle to make them heavier.

To Not Get Caught

Nicodemus didn't want to get caught speaking to Jesus

Skills learned:



Concentration



Gross Motor
skills



Sight

Materials needed:

None

Preparation:

None

Steps:

For Toddlers:

Explain to the child how you will play this game.

Place a treat on the floor a distance away from the child.

Tell the child you are going to stand behind the treat with your back to them.

They must sneak up and get the treat.

But if you turn around and see them moving, they need to return to the start.

They must stay still whenever you turn around.



Songs



Recommended worship songs. Not produced by Trueway Kids. YouTube Videos to be used for personal use only.

For God So Loved (John 3:16)

<https://youtu.be/HJPi6uDlaL4>