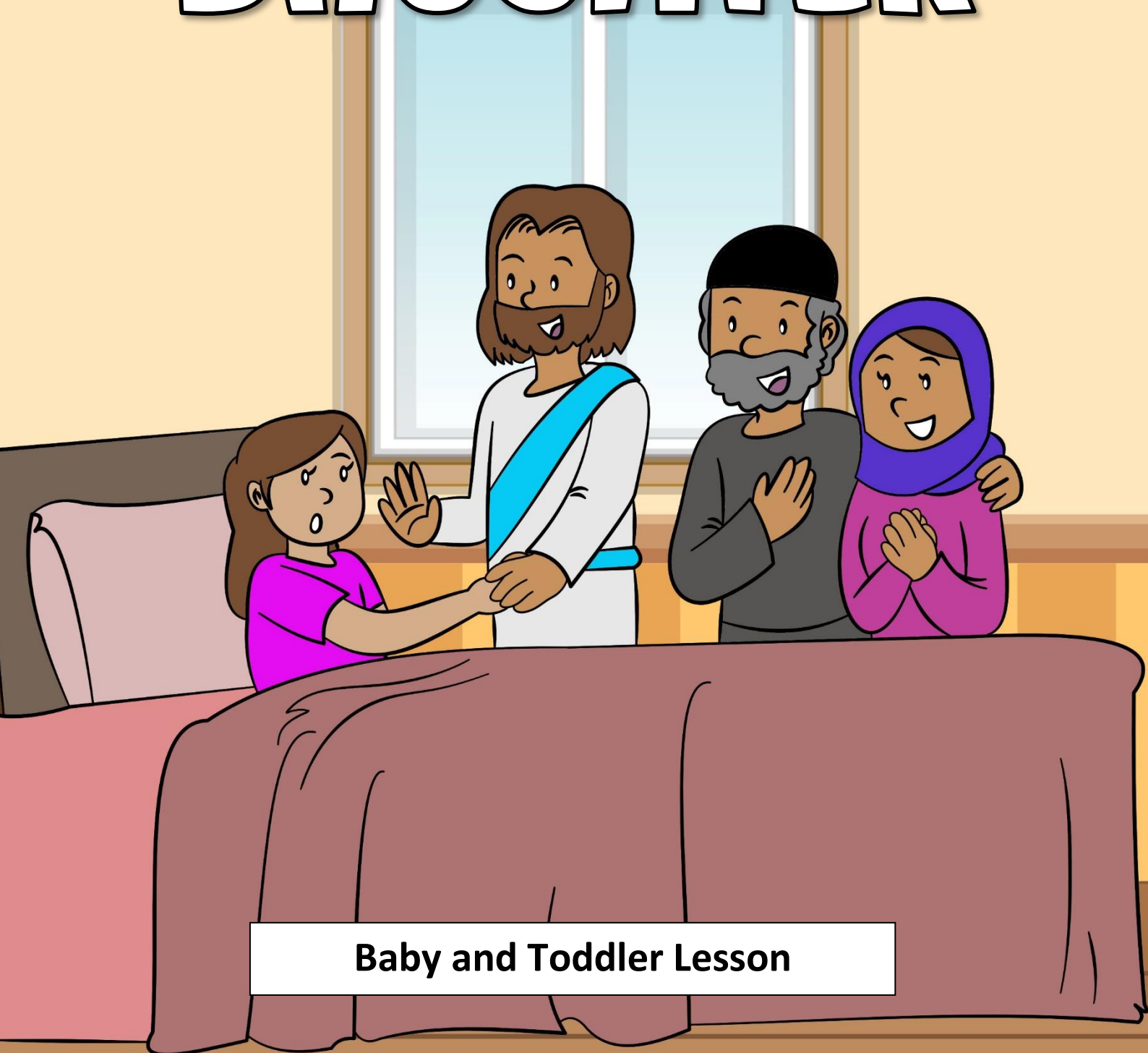


# JAIRUS' DAUGHTER



Baby and Toddler Lesson

# Story



**One day, Jesus was walking in a town.**

**Many people came to see Him.**

**A man named Jairus was there.**

**His daughter was very sick.**

**He asked Jesus to help her.**

**At Jairus' house, people said, "It's too late."**

**But Jesus said, "Don't be afraid, just believe."**

**He went to the little girl and said, "Little girl, get up!"**

**The girl woke up and smiled!**

**She was all better!**

**Jairus and his family were so happy.**

**Jesus smiled and told them to give her some yummy food.**

**Jesus had healed the little girl.**

# Get up, Arise!

Children can practice listening closely and responding quickly, just like Jairus' daughter did when Jesus spoke to her.

## Skills learned:



Listening



Imagination



Gross Motor

## Materials needed:

None

## Preparation:

None

## Steps:

### For Toddlers:

Have the child lie down on the floor, pretending to be asleep.

Tell them to listen carefully.

Say different phrases, and when you say "Arise" or "Get up," they should quickly stand up.

Repeat the activity, varying the phrases to keep them attentive.



# Make a Bed

Teach kids how to make a bed, enhancing their life skills and responsibility.

## Skills learned:



Life Skill



Concentration



Fine Motor skills

## Materials needed:

Small towels or fabric pieces.

Soft Toy

## Preparation:

Create a pretend bed setup for a soft toy.

## Steps:

### For Babies and Toddlers:

Show the child the pretend bed and the soft toy.

Demonstrate how to make the bed neatly with the towels.

Let the child try making the bed for the toy, guiding them as needed.

Praise their effort and encourage them to redo it if they wish.



# BED Prepositions

This activity helps children understand spatial concepts using a toy and a 'bed'.

## Skills learned:



Vocabulary



Listening



Speech

## Materials needed:

A toy figure.

A small box or container (as the 'bed')



## Preparation:

None

## Steps:

### For Toddlers:

Give the child the toy figure and show them the 'bed'.

Instruct them to place the toy in, on, under, and near the bed, following your actions.

Repeat the words as you both do the actions, emphasizing the prepositions.

Encourage them to do it independently, using the correct prepositions.

# Seeking Help

This activity teaches children about different helpers in the community and relates Jarius seeking Jesus for help.

## Skills learned:



Logic



Gross Motor




Vocabulary

## Materials needed:

Images of various community helpers (police officer, fireman, doctor, etc.)

## Preparation:

Place images around the room at accessible spots.



## Steps:







### For Toddlers:

Give the child a scenario or problem. (Such as: someone feels unwell, the car is broken, etc)

Ask them to identify which community helper can help with that problem.

Have them walk to the correct image.

Discuss how each helper assists us and relate this to how we can bring all our troubles to Jesus.



# Meal Preparation

Children prepare a simple meal or snack, reflecting on the meal Jesus asked to be prepared for Jairus' daughter.

## Skills learned:



Life Skill



Creativity



Hand-Eye  
Coordination

## Materials needed:

Simple food items (bread, fruits, spreads)

Child-safe utensils

Plates and napkins

## Preparation:

Set up a child-friendly cooking area.

Check for any allergies.

## Steps:

### For Babies and Toddlers:

Guide the children in preparing a simple meal or snack.


While preparing, discuss the significance of Jesus asking for a meal for the girl.

Enjoy the meal together, focusing on the themes of nourishment and care.



**Make a Meal for Jairus' daughter.**

**Use playdough or crayons.**



# Songs



Recommended worship songs. Not produced by Trueway Kids. YouTube Videos to be used for personal use only.

## He is listening

<https://youtu.be/B8bUmCHEH10>