

# Peter Walks on Water

Baby and Toddler Lesson



**TRUEWAY KIDS**.COM

# Story



**One day, Jesus told his disciples to get in the boat and cross the Sea.**

**Jesus stayed alone to pray.**

**In the middle of the lake, stormy winds began to blow.**

**The waves grew very high. The disciples were scared.**

**Then, they saw something walking towards them.**

**The disciples heard a voice, "Take courage! It is I. Don't be afraid."**

**Peter couldn't believe his ears. It was Jesus.**

**He told Jesus to call Him to come on the water.**

**Jesus said, "COME."**

**Peter got out of the boat and walked towards Jesus on the water.**

**But then He remembered. People can't walk on water.**

**He took his eyes off Jesus and began to sink.**

**Peter cried out, "Lord, save me."**

**Jesus caught Peter and asked, "why did you doubt?"**

**They climbed back into the boat, and the storm stopped.**

**Everyone in the boat worshipped Jesus, saying, "Truly you are the Son of God."**

**Peter learned He could always trust Jesus.**

# A Stormy Day

Stormy winds began to blow the boat.

## Skills learned:



Sensory  
development



Scientific skills



Logic

## Materials needed:

- Paper or Toy boat(s)
- A Large Container.
- Child bubble bath
- Water



## Preparation:

- Fill the large container with water.
- Check the temperature is safe.
- Add a little bubble bath.

**Caution: Never lead a child unsupervised around water.**

## Steps:

### For Babies and Toddlers:

- Show the child how to make a paper boat.
- Ask if they think it will float in the water.
- Show the children how to move their hand back and forth, left and right in the water.
- Carefully place the boat inside.
- Let them observe what happens to the boat.
- They can also stir the water with their hands round and round to form tornadoes.
- Ask if they think would be fun or safe to be in a small boat in a stormy sea?

# Walk on Water

Peter told Jesus to call Him to walk on the water.

## Skills learned:



Gross Motor skills



Imagination



Vocabulary

## Materials needed:

A blue cloth / Tarpaulin

Sea creature images

## Preparation:

Lay the blue cloth out on the floor.

Place sea creature toys.



## Steps:

### For Babies and Toddlers:

Tell the child that you are going to imagine the blue fabric is water.





Ask them to swim, crawl or walk on the water and collect a sea creature.

Introduce vocabulary by asking the child to collect, 'name of creature', number or colour.

### Alternative:

Create a smaller version on a tray.

Have a child pretend to walk with their fingers to pick up the fish.



# Puddle jumping

It was a miracle that Peter and Jesus walked on the water.

## Skills learned:



Gross Motor skills



Scientific skills



Concentration

## Materials needed:

- A puddle
- (optional) small paddling pool
- (optional) Wellies
- Water

## Preparation:

- Find some puddles
- Fill a paddling pool with a little water.



**Caution: Never leave a child unsupervised around water.**

## Steps:


### For Babies and Toddlers:

- Allow the child to have fun jumping in the puddle / pool and making splashes.
- Ask them what happens when they jump on the water.
- Do they stay on top of the water, or move it and create a splash?
- Ask them to make a small splash.
- Ask them to make a big splash.

# Puddle sounds

Follow up the puddle jumping activity with this indoor activity for letter recognition

## Skills learned:



## Materials needed:

- Blue paper
- Marker pen
- Scissors

## Preparation:

Cut out puddle shapes from the blue paper.  
Write some letters on the puddles.  
You may choose to use the letters from the child's name or the whole alphabet.

## Steps:

### For Babies and Toddlers:

- Ask the child to step on a puddle to make it's sound.
- When they step on a puddle, make the letter sound. Ask the child to repeat it with you.
- Allow them to choose different puddles and explore different sounds.

### Toddlers:

- Arrange the puddles in order to create simple words or the child's name.
- Have the child step on the puddles to create each letter sound.
- Speed up the steps and begin to blend the sounds until they recognized the words.



# Safe with me

This activity will help children learn that Jesus is always with them to keep them safe.

## Skills learned:



Life Skill



Concentration



Memory

## Materials needed:

A soft toy.

## Preparation:

None

## Steps:

### For Toddlers:

Ask the child to choose a soft toy.

Ask them to keep the toy safe as they have some free play.

Set up some toys and allow the child to play as they wish.

Remind them to take the toy with them and keep it safe.

Talk about how Jesus is always with us to keep us safe.

Even when Peter was in a storm, he knew He would be safe with Jesus.



# Sensory Bag

Make a sensory bag for your baby or toddler to explore.

## Skills learned:



Sensory  
development



Fine Motor skills



Colours and  
Shapes

## Materials needed:

Plastic zip bag

Water or baby oil

Tape


Little, soft objects to go inside the bag.

### Optional:

Food colouring.

Glitter

Laminated story pictures below



## Preparation:

Fill a plastic zip bag with water or baby oil.

Add little objects, food colouring, glitter, and/or laminated pictures. (Cut out the pictures and then laminate them or wrap them with clear tape.)

Seal the bag and put tape on every side to prevent leaks

## Steps:

### For Babies and Toddlers:

Retell the story while your baby or toddler plays with the bag.

# Playdough mat

This playdough mat provides a fun and easy way to retell the Bible story in an interactive way.

## Skills learned:



Creativity



Colours and  
Shapes



Listening

## Materials needed:

Play dough

Mat page



## Preparation:

Laminate or place in plastic pouch to make re-useable play-dough mats.

## Steps:

### For Babies and Toddlers:

Make the sea from playdough. Feel free to add fish and sea creatures.

Add clouds to the sky.

Ask who is walking on the sea?

Make a man to be Peter. Use a cutter or free form. Put Peter in the boat.


### As you read the story:

Take peter out of the boat.

Allow Peter to sink into the water.

Lift Peter back out and near to Jesus.

**“Take courage! It is I. Don’t be afraid.” - Matthew 14:27**



Who's hiding? - Cut out each image. Hide them in a small box of toys for the toddler to explore and find.

Re-enact the story with the figures.



# Songs



Recommended worship songs. Not produced by Trueway Kids. YouTube Videos to be used for personal use only.

Faith is just believing song

<https://youtu.be/6Ub-TdbZRXA>

Fixin' My Eyes on You

<https://youtu.be/POKPmF4Bm2k>