

# Peter Walks on Water



**5+ lesson pack**

**TRUEWAY KIDS**.COM

# Introduction

Jesus' disciples often had to choose between faith and doubt. In Matthew 14:22-36, we read the miracle of Peter walking on water until he took his eyes of Jesus.

Key Points:

- We should never doubt God.
- Jesus is with us in life's storms.
- When we call out to Him, Jesus will save us.



## Lesson Guide

Remind your child that a miracle is an extraordinary event. Some things people call miracles are just unlikely to happen, but Jesus performed acts that were impossible to happen.

If it's safe to do so, plan a barefoot walk that crosses several surfaces. As you walk on each surface, talk about how it feels. Tiles are cold and hard. Carpet is warm and soft. Cement is hard. Mud is sticky. Grass, sand, wood Etc. Set up a paddling pool or small bowl and have them walk through the water. Focus on how they walk IN the water and NOT ON the water. Explain that it is impossible. Peter was able to walk on water because Jesus allowed him to do so.

Ask the child what doubt means. Explain that doubt is to question and disbelieve. It is good to doubt some things people say, but we should never doubt God. As long as Peter was trusting in Jesus, he could walk on water. What happened when he doubted? He sank.

Fill two clear glasses with water. Stir three tablespoons salt into one of the glasses. Label the salted water "faith" and the plain water "doubt". Next, draw a face on a fresh egg to use for this activity. Gently lower the egg into the "doubt" water and watch it sink. Next, drop the egg in the "faith" water. The egg will float. Review the story showing Peter floated (faith glass) and then sank (doubt glass). Think of times where we face a faith or doubt choice. Allow your child to place the egg in the "faith" or "doubt" glass according to the way they would act.

Talk about fear. Fear is often a friend of doubt. Peter grew afraid, doubted, and sank because he lost his focus on Jesus. Draw some pictures representing fears onto note cards, e.g., snakes, spiders, dark, etc. Ask your child to close their eyes and arrange the notecards into the shape of a heart. When they open them again, ask them what they see. If they point to their fears, help them see the heart. Point out that if people focus on the wrong thing, they miss the bigger picture, which is the heart representing how much you love them.

What did Peter do when he was sinking? He called out and asked Jesus to save him. Remind your children that we, too, need to be saved. We might not need Jesus to pull us out of the water, but we need Him to save us from our sins. All we need to do is repent and cry out to Him, as Peter did.

Jesus always hears us when we pray.

Thank God that He is the God of the impossible. Ask Him to help you have faith in Him and never doubt.

# Peter walks on water

One day, as Jesus taught many people, they became hungry. Jesus took five loaves and two fishes, and He multiplied them to feed five thousand men, besides women and children.

After the disciples gathered up the leftovers, Jesus told the disciples to enter into a boat and cross over to the other side of the Sea of Galilee. He remained behind and sent the crowd home.



After the people had gone, Jesus went up the mountain by Himself. He wanted to pray and talk to God.

Evening came, and the boat with the disciples had sailed far away from the land, but it was a hard journey. The wind was blowing against the boat, and the waves beat on the sides of the ship.



Early the next morning, Jesus came towards the boat.

He was walking on the water!

The disciples saw Him and were terrified. "It must be a ghost!" They cried out in fear.

Jesus spoke to them. "Take heart. It is I. Do not be afraid."

Peter wanted to go to Jesus. "Lord, if it is you, command me to walk on the water and come to you."

Jesus said to Peter, "Come."

Peter left the boat and stepped onto the water. He walked on the water towards Jesus!

But then Peter began to see the wind and waves. He became afraid and started to sink.

“Lord, save me!” He cried out to Jesus.

Jesus reached out and took hold of Peter’s hand and saved him. “Oh, you of little faith, why did you doubt?” Jesus asked Peter.

Peter and Jesus entered the boat, and immediately the wind ceased.

All those in the boat worshipped Jesus and said, “Truly you are the Son of God!”



After they arrived on the other side, people recognised Jesus. Many people who were sick came to beg Jesus to let them touch only the hem of His garment. Whoever touched the hem of His garment was healed.

Jesus could heal and walk on water.



# Fill in the missing words

Jesus made the \_\_\_\_\_ get into the boat.

Jesus went up on a \_\_\_\_\_ to pray.

At night, the boat was being hit by waves and the \_\_\_\_\_.

Jesus went out to them, walking on the \_\_\_\_\_.

The disciples were terrified. They thought He was a \_\_\_\_\_.

Jesus said: "Take courage! It is I. Don't be afraid."

"Lord, if it's you," Peter replied, "tell me to come to you on the \_\_\_\_\_."

"Come," he said.

Peter left the \_\_\_\_\_ and walked on the water to Jesus.

Peter saw the wind and the \_\_\_\_\_; he became afraid and began to sink.

Peter cried out, "Lord, save me!"

Jesus reached out his \_\_\_\_\_ and caught him. "You of little faith,"

Jesus said, "why did you doubt?"

They climbed into the boat and the wind became \_\_\_\_\_.


Those who were in the boat worshipped Jesus, saying, "Truly you are the Son of God."

**Words:** mountain, calm, boat, disciples, hand, ghost, water, lake, wind, waves

# Find ten differences



# Find the way to the disciples In the middle of the lake



# Trust vs Doubt

Draw lines to connect the phrase with the right circle

God will help me!

**Trust**

This is impossible!

Nothing is impossible  
for God

I can do all things through  
Christ who strengthens me!

I can't do it

**Doubt**

I give up!

It will never work

# Games and Activities

## Cross the sea

Lay obstacles around the room. It can be anything from cups to chair.

Blindfold a player. Explain that they must cross the room without bumping anything.

Pick another player to give them directions. Other players can make the noise of the wind.

The player must listen careful and cross the room.

Talk about how we must listen carefully to Jesus and trust in Him and His direction.



## Jump the waves

Have two players holding a rope on either side of the room.

All other players line up on one side.

The players holding the rope should make waves with it.

The other players should try and cross the room without the wave hitting them.



## Paper boat race


Have the children make and decorate paper boats. They can be of traditional design or any style they like.

Using a bowl of water, time how long it takes each child to blow their boat across the water.

If the boat capsizes they suffer a 3 second delay before they can reset it and continue.




# Craft - Peter walks on Water




## What you need:

Template page  
Coloured pencils  
Scissors


## What to do:



Colour the template page.




Cut along dotted lines.

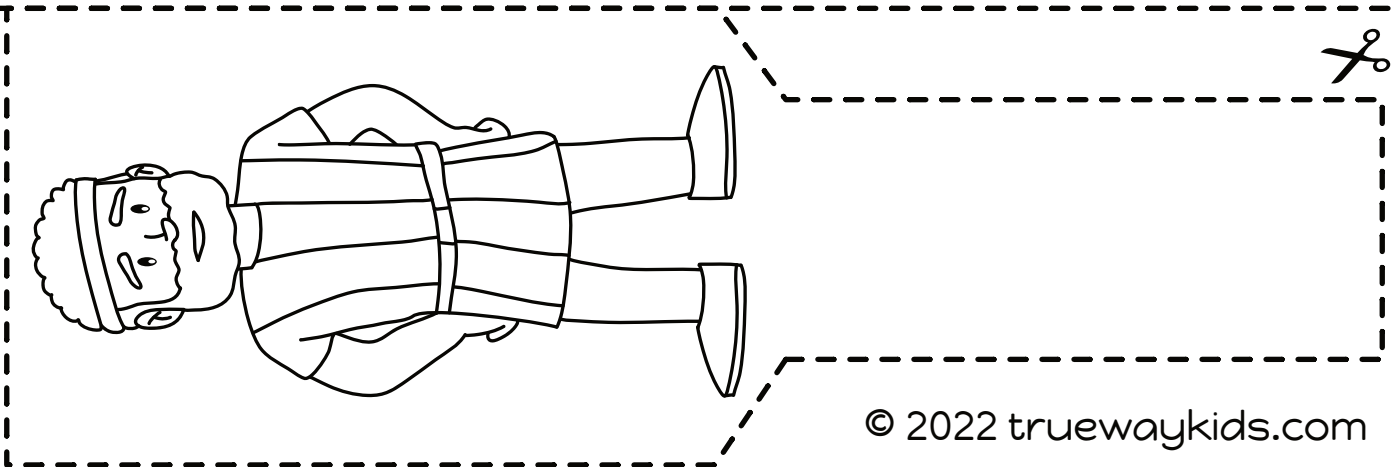



Fold sea section.  
Slide Peter through slots.


“Take courage! It is I.  
Don't be afraid.”  
Matthew 14:27





Fold this section back











# Worship Time

Recommend worship songs. Not produced by Trueway Kids. YouTube Videos to be used for personal use only.

Faith is just believing song

<https://youtu.be/6Ub-TdbZRXA>

Fixin' My Eyes on You

<https://youtu.be/P0KPmF4Bm2k>

Trust in the Lord

<https://youtu.be/9u8oqITxUJ4>



## Prayer

Thank God that He will never leave you in the storm.

Ask Him to help you put your faith and trust in Him.

Next Week  
The Great Commission  
(Matthew 28:16-20)

If you haven't already done so, sign up to receive future lesson by email.  
[truewaykids.com/subscribe/](https://truewaykids.com/subscribe/)

