

Book of Exodus

Elementary Ministry Bible Study Curriculum



Table of Contents

Introduction	4
Units	10
UNIT ONE: THE EVENTS OF SALVATION IN EGYPT	12
CHAPTER 1: Need for a Savior	12
CHAPTER 2: Preparing Moses for ministry	18
CHAPTER 3: The burning bush	25
CHAPTER 4: Moses' encounter with the people	30
CHAPTERS 5 & 6: Moses' encounter with Pharaoh	38
CHAPTERS 7 to 10: The ten plagues	44
CHAPTERS 11 & 12: The Passover	56
UNIT TWO: FROM EGYPT TO SINAI	65
CHAPTER 13: Consecration of the firstborn	65
CHAPTER 14: Crossing of the Red Sea	70
CHAPTER 15: The song of triumph	80
CHAPTER 16: The temptation of food	87
CHAPTER 17: The temptation of water to drink	94
CHAPTER 18: Moses' encounter with Jethro	100
UNIT THREE: IN SINAI	107
CHAPTER 19: Preparations for the Law	107
CHAPTER 20: The Ten Commandments	114
CHAPTER 21 to 23: The Law	124
CHAPTER 24: The divine covenant and the role of the congregation	133
CHAPTER 25: The Ark, the table, and the lampstand	138
CHAPTER 26 & 27: The tabernacle of meeting and the bronze altar	145
CHAPTER 28 & 29: Priesthood garments & consecration of priests	157
CHAPTER 30: The altar of incense and the laver	166
CHAPTER 31: The final talk	173
CHAPTER 32 to 34: The golden calf and the covenant renewed	179
CHAPTER 35 to 40: Making, setting, and dedicating the tabernacle	192
About this Curriculum	204
Sources	204

Introduction

These videos are about 6 minutes each and provide a quick overview of the Book of Exodus in English:

Overview of Chapters 1 – 18: https://www.youtube.com/watch?v=jH_aojNJM3E

Overview of Chapters 19-40: <https://www.youtube.com/watch?v=oNpTha80yyE>

The timing in these charts may slightly differ but they present a good summary of the structure of the Book of Exodus:

EXODUS

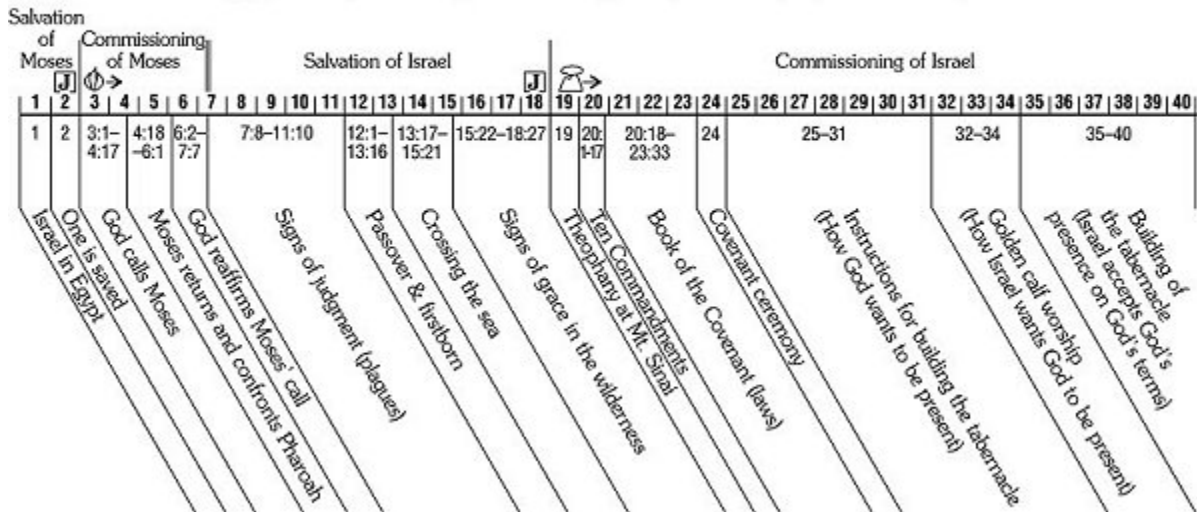
		Bondage	Deliverance		Journey	Law	Tabernacle	Glory of the Lord
		Israelites became numerous <hr/> New Pharaoh Plan to destroy Israelites <hr/> Moses <hr/> CHAPTERS 1-2	Blood Frogs Gnats Flies Livestock <hr/> Passover <hr/> Exodus <hr/> CHAPTERS 3-12	Boils Hail Locusts Darkness Death <hr/> CHAPTERS 13-18	Cloud and fire <hr/> Red Sea <hr/> Grumbling <hr/> CHAPTERS 19-24	Moral <hr/> Civil <hr/> Social <hr/> CHAPTERS 25-40	Outer court 150 feet x 75 feet <hr/> Inner court 45 feet x 15 feet <hr/> CHAPTERS 25-40	
Location		Egypt		En route	Mount Sinai			
Time		430 years		3 months	1 year			
Theme		Suffering and liberation of people of God		Guidance of God	Worship of God			
Key Verses		6:6; 12:40-42; 19:5-6						
Christ in Exodus		Passover lamb (chapter 12); sacrificial offering, tabernacle, articles of worship (chapters 25-40); His leadership and deliverance are pictured in Moses; His purity and intercession are pictured in the high priest.						

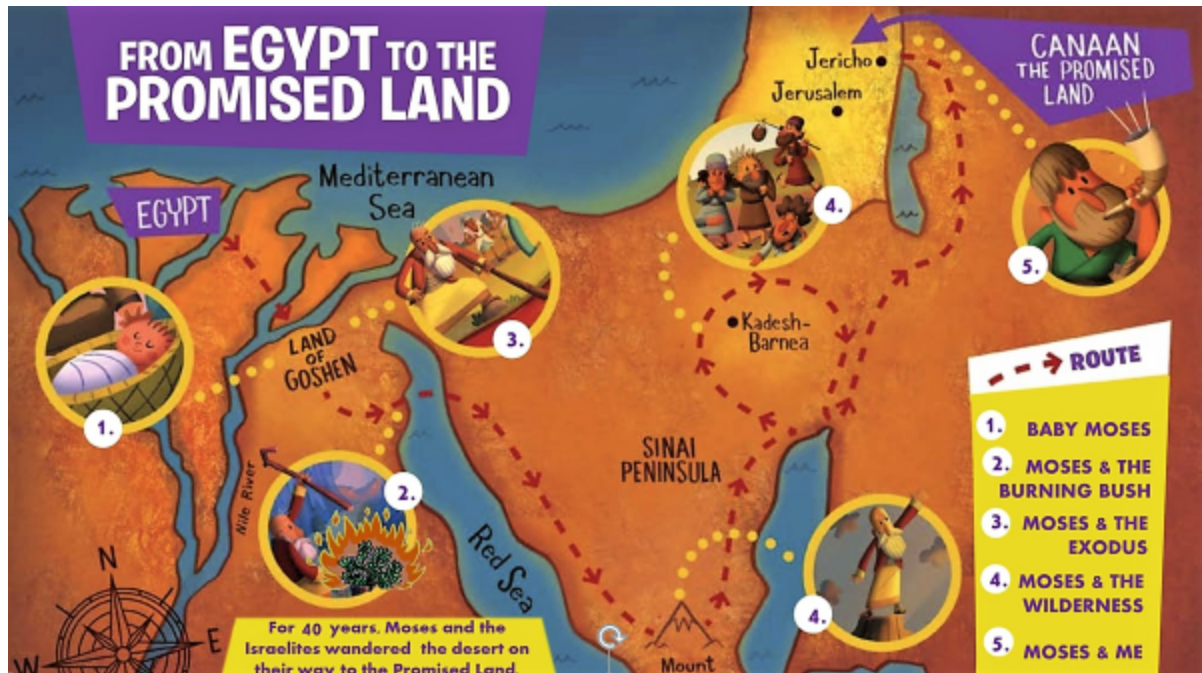
The Book of Exodus

Focus	Slavery				Salvation								Sanctification							
Divisions	Birth of Moses		Call of Moses		Conflict with Pharaoh		Exodus from Egypt		Red Sea Crossing		Journey to Sinai		Laws & Ceremonies		Tabernacle Blueprints		Golden Calf		Tabernacle Dedication	
	1	2	3	6	7	10	11	12	13	15	16	18	19	24	25	31	32	34	35	40
Topics	Deliverance from Oppression											Preparation for Worship								
	Getting Israel Out of Egypt											Getting Egypt Out of Israel								
Place	In Egypt				On the March								At Sinai							
Time	430 Years (15% of Exodus)				2 Months (30% of Exodus)								10 Months (55% of Exodus)							
Author	Moses																			

Overview of Exodus

KEY: **J** = Jethro, home → = Burning bush, mission → = Mt. Sinai, mission





Servant's Preparation:

Series of sermons in English by Father Paul Guirguis at St. Mark's Coptic Orthodox Church of Washington D.C.:

Part 1: <https://www.youtube.com/watch?v=QUOkm9KAoXg>

Part 2: https://www.youtube.com/watch?v=7hE3cUA_EIQ

Part 3: <https://www.youtube.com/watch?v=YGbWwoAPhsM>

Part 4: <https://www.youtube.com/watch?v=qi9GV-JvN9Y>

Part 5: <https://www.youtube.com/watch?v=9WE1XvnA-t4>

Part 6: <https://www.youtube.com/watch?v=svC5cGFuSCO>

Part 7: <https://www.youtube.com/watch?v=rRZAlwNZCbl>

Part 8: <https://www.youtube.com/watch?v=n1Mv3-cTETY>

Part 9: <https://www.youtube.com/watch?v=vM7MfaGk2LM>

Part 10: <https://www.youtube.com/watch?v=1EjitPOXIQE>

Interpretation of the Book of Exodus in Arabic by Father Daoud Lamei (series):

<https://www.youtube.com/playlist?list=PLVMAQ886ucevBfV1HR8AFpQHykLzJPlmB>

Panorama of the Book of Exodus in Arabic by Father Louka Maher:

[https://youtu.be/ Vt9r4gfO7s](https://youtu.be/Vt9r4gfO7s)

Meaning of Exodus: Departure, going out. It refers to the departure of the children of Israel from Egypt.

Author of the Book:

Moses the Prophet. That is clear from the following:

- 1- The book begins with the word “Now”; as though this book is a continuation of the book before it, “Genesis”, written by the prophet Moses.
- 2- This book relates to us certain events with extreme accuracy and with many details, indicating that the author is an eyewitness, moreover, that he is the leader of that Exodus mission.
- 3- It records certain events that concern Moses personally. For example, his killing the Egyptian secretly, and that “*he looked this way and that way*” before killing him. As well, it recounted the conversation between him and the Hebrew man who was afflicting his brethren; and told us about him taking his wife and his two sons on donkeys; and about the circumcision of his son ..., etc.
- 4- The Samaritans, though enemies of the Jews, they accepted this book as one of the five books of Moses “the Pentateuch”. They would not accept the book, unless they were certain of it.

Time of the Exodus:

Scholars differ in their views on the exact time of the exodus. The most common belief is that the Exodus took place around the year 1290 B. C., during the reign of “Ramses II”. Those who adopt this view believe that the Jews were afflicted in the days of “Seti I” (1309 -- 1290 B.C.), and continued to be in the days of his successor “Ramses II” (1290 - 1224 B.C.). They based their view on the fact that the children of Israel built the storehouses of the cities of “Pithom” and “Rameses”, saying that the name “Ramses” is that of the Pharaoh in whose time the exodus took place. But this view is not to be taken into consideration, because this name could have been used in a time long before that of Ramses the second.

The most probable view is that the Exodus took place at about 1447 B.C., during the reign of the eighteenth dynasty, in the days of “Tohotmes III”, or in those of “Amenophes II”. This fits with Judges 11: 26, in which Jephthah, who lived about 1100 years B.C., mentions that 300 years have passed since the Hebrews entered the land, namely, they entered it about 1400 B.C.; So, if we add the 40 years of their wandering in the wilderness, the time of their exodus would be at about 1440 B.C. This view fits with what came in 1 Kings 6:1, that the house of the Lord was built in the year 480 after the exodus from the land of Egypt. So, if King Solomon began building the temple at the year 957 or 966 B.C., the exodus would have taken place at about the year 1447 B.C. That date also coincides with the discoveries in

Jericho and Hazor, and with what was recorded on the plates of "Tal-El- Amarnah", that a nation would come to the land of the Philistines around this time, or shortly after.

Features of the Book:

St. Augustine talks about the close tie between the Old Testament and the New Testament saying: [The New is in the Old concealed; and the Old is in the New revealed.] This is most clearly demonstrated in the Book of Exodus:

- The evangelist St. Matthew saw in the Lord Christ the new Israel and the new Moses. The evangelist used the words of the prophet 'Hosea', "*Out of Egypt I called My Son*" (Hosea 11: 1), as a prophecy about the flight of the Lord Christ to Egypt (Matthew 2: 15).
- As the old Israel got baptized in the Red Sea (Ex. 14), the Lord Christ, also, carrying the Church in Him -- the new Israel -- got baptized in the waters of the River Jordan (Matthew 3: 13 - 17).
- The Lord Christ spent 40 days in the wilderness (Matthew 4: 1 - 11), as though He was recalling the 40 years spent by the first Israel in the wilderness, and the 40 days, spent by the prophet Moses on Mount Sinai (Ex. 24: 18).
- The first Moses, who received the Law, presented it to the children of Israel, after it was revealed to him on Mount Sinai (Ex. 24: 3 - 8); and the Lord Christ -- the New Moses -- who, Himself, is the Word of God, presented His Law to the people on the Mount (Matthew 5, 6). The covenant of Sinai has been a symbol of the New covenant.
- What comes in the Book of Exodus is a confirmation of God's promises, to set "*a kingdom of priests and a holy nation*" (Ex. 19: 6), whose people will enjoy a heavenly food and a spiritual drink, and will set a Sanctuary for God to dwell in their midst (Ex. 25). It was only the onset for a divine friendship with mankind that would be realized in its perfection in the New Testament.
- The Lord Christ Himself said: "*And as Moses lifted up the serpent in the wilderness, even so must the Son of Man be lifted up*" (John 3: 14). And the apostles clarified the symbolism between the Passover Lamb and the Messiah (I Corinthians 5:7); and that the Rock that followed the Jews was the Lord Christ Himself.

The book of Redemption or of Salvation:

This book begins with affliction and oppression, and ends up with the appearance of the glory of God in the tabernacle, where God dwelt among His people (Ex. 40). It began with the darkness that prevailed upon the land of bondage, and ended with glory. This book proved to us that this change, which is 'salvation' was not the fruit of human work, but was, rather, a crucial need for an intervention from God Himself; He, alone, can save and deliver, through the pouring of the holy blood (the sacrifice of Passover). The book, as a whole, shows us with vivid and practical images the features of our way to salvation.

The book of the Passover:

Although the people suffered severely from bondage, they did not think of escaping the place until God sent them Moses telling them about the land of milk and honey, which is Jerusalem. Only then, could they no longer endure servitude or submit to it. For us also, the discovery of the heavenly Canaan, makes us feel the bitterness of the bondage of sin, and, under the divine leadership, we can escape to the barren wilderness, which, although with no rivers, plants, nor dwelling places, would become for us a place for praise and chant (Ex. 15), and a way of crossing over, where we can experience, every day, God's works for our salvation. It is as though the secret of our continuous crossover lies in our discovery of the higher Jerusalem, and in our meditation in it, through insight.

The book of freedom:

Pharaoh enslaved the people against their will. Yet much more important is man's surrender through his own will to the inner servitude and his submission to its yoke. This is assuming that it is the source of his peace and pleasure, although it delivers him to oppression and will present him with death. God delivered them through Moses from the bondage of Pharaoh. But, even after their crossover, they remained in the bondage of lust by: (1) sitting near the pots of meat in Egypt (Ex. 16: 3), and by (2) their temporary enjoyment of carnal lusts that led them to worship the Egyptian golden calf, that had remained deep in their hearts (Ex. 32).

Moses himself, was in need of internal liberation, in order to be worthy of receiving the rod of God? He was enslaved to his ego – the "self". So when he assumed, at the beginning, that he was capable of saving the people by his own arm, God let him stay for 40 years in the wilderness, so as to cure him from the bad influence of the 40 years he spent in the royal palace. He had to be also liberated from the bondage of fear of old age. Yet, once he comprehended the concept of freedom, as a permanent existence with God "*I shall be with you, and with your mouth*", he could receive the rod of God, to shepherd the people on their way to freedom.

The Book of commandment and worship:

Despite the fact that there is a separate book for the divine commandment, or the Law, and for the Mosaic worship, Moses was keen on ending the book of salvation with two things: receiving the law, and the tabernacle of the gathering. It is as though the crossover, being a setting forth to freedom through the union and permanent existence with God, is to be realized through the word of God (the commandment), and worship (the tabernacle). The commandment leads the soul to enter the heavens, while worship is a crossover to fellowship with the heavenly in their liturgies.

Units

UNIT ONE: THE EVENTS OF SALVATION IN EGYPT

CHAPTER 1: Need for a Savior

CHAPTER 2: Preparing Moses for ministry

CHAPTER 3: The burning bush

CHAPTER 4: Moses' encounter with the people

CHAPTER 5 & 6: Moses' encounter with Pharaoh

CHAPTER 7 to 10: The ten plagues

CHAPTER 11 & 12: The Passover

UNIT TWO: FROM EGYPT TO SINAI

CHAPTER 13: Consecration of the firstborn

CHAPTER 14: Crossing of the Red Sea

CHAPTER 15: The song of triumph

CHAPTER 16: The temptation of food

CHAPTER 17: The temptation of water to drink

CHAPTER 18: Moses' encounter with Jethro

UNIT THREE: IN SINAI

CHAPTER 19: Preparations for the Law

CHAPTER 20: The Ten Commandments

CHAPTER 21 to 23: The Law

CHAPTER 24: The divine covenant and the role of the congregation

CHAPTER 25: The Ark, the table, and the lampstand

CHAPTER 26 & 27: The tabernacle of meeting and the bronze altar

CHAPTER 28 & 29: Priesthood garments & consecration of priests

CHAPTER 30: The altar of incense and the laver

CHAPTER 31: The final talk

CHAPTER 32 to 34: The golden calf and the covenant renewed

CHAPTER 35 to 40: Making, setting, and dedicating the tabernacle

UNIT ONE: THE EVENTS OF SALVATION IN EGYPT

CHAPTER 1: Need for a Savior

Servant's Preparation:

Read Exodus Chapter 1.

Read the interpretation of the chapter in Interpretation of the Book of Exodus by Father Tadros Yacoub Malaty:

<http://www.orthodoxebooks.org/sites/default/files/pdfs/Exodus%20-%20Father%20Tadros%20Yacoub%20Malaty.pdf>


Brief introduction:

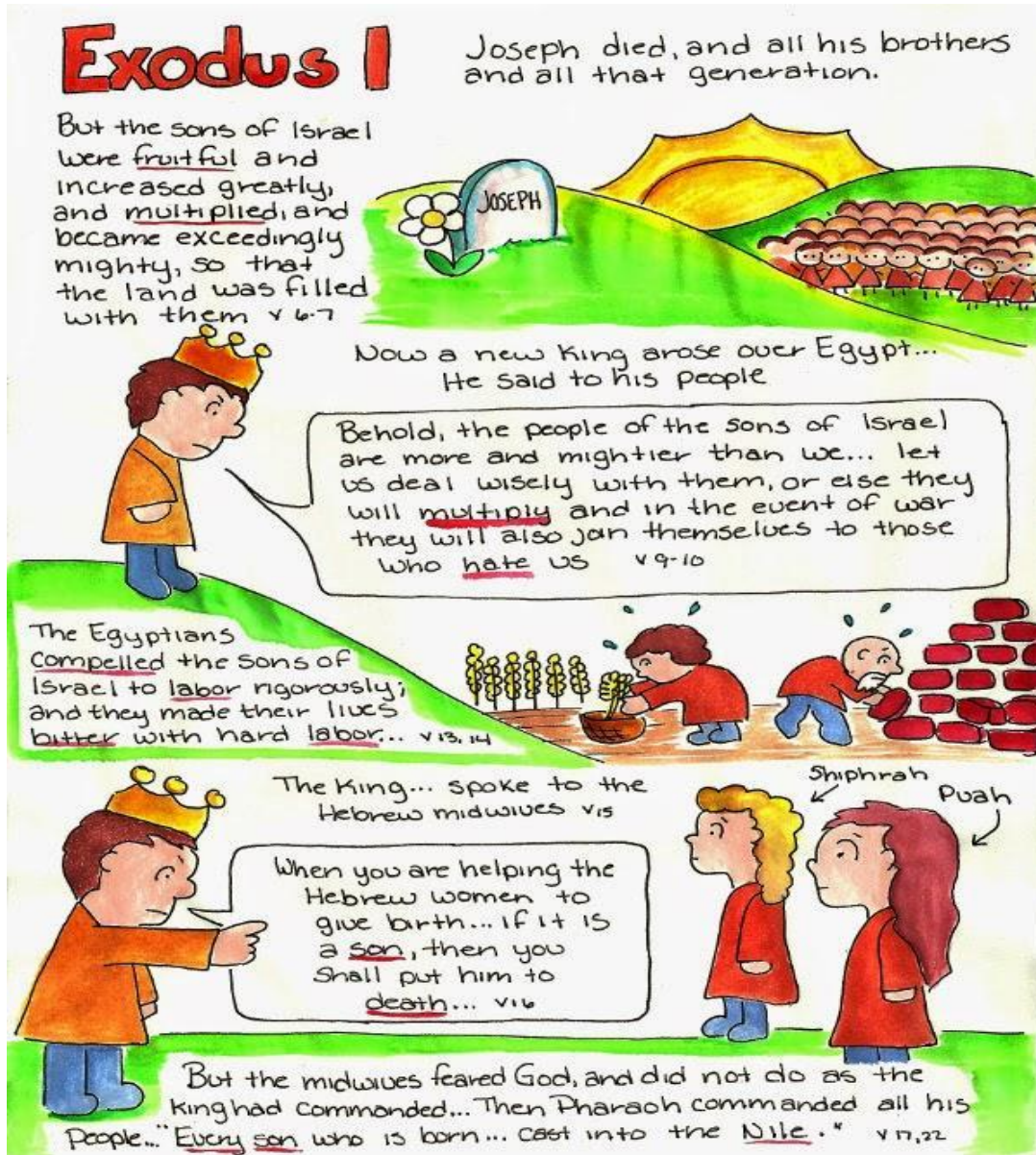
At the beginning of each lesson, please review book overview questions:

- ✓ *What is the meaning of Exodus?* Departure, going out. It refers to the departure of the children of Israel from Egypt.
- ✓ *Who wrote the Book of Exodus?* Moses the Prophet
- ✓ *What is the structure of the Book of Exodus?* It tells the story of bondage of the Israelites in Egypt, their exodus from Egypt to Sinai and the story of their journey in Sinai.

Main Points in the Chapter:

1. Origin of the nation of Israel in Egypt (1 – 7)
2. Their submission to servitude (8 – 14)
3. The killing of males (15 – 22)





Lesson:

Explain the main events of the chapter with a picture for each event, reading parts of the chapter, or incorporate the events of the chapter in the skit in the Activities section below.

- Joseph and his brothers and all that generation died, but the children of Israel grew and multiplied exceedingly.
- The new king of Egypt did not know Joseph and all he had done, and he was afraid that if the Israelites kept multiplying they will become stronger than the Egyptians and will fight against them.
- To subdue the Israelites, the king of Egypt ordered that they be put to very hard labor until their lives became bitter.

- He even ordered the Hebrew midwives, Shiphrah and Puah, to kill the newborn male babies but to let the newborn female babies live. But the midwives feared God and did not obey the king. So God blessed the midwives and the Israelites kept growing and multiplying.
- Finally, the king ordered all the people to kill every newborn Hebrew son!

Lesson Aim:

The Lord can help us do the right thing, even when we're afraid, like He helped Shiphrah and Puah. He also blesses us when we do the right thing.

Activities:

Needed: volunteer to play Shiphrah (you can be Shiphrah if you want), baby doll, soft play balls or scrap paper to make paper wads

Game: Simon Says

You give students commands of what to do, acting out the motions. The trick is that you have to say, "Simon says..." to do the action. Sometimes, you'll give a command and act out a motion without saying, "Simon says" first. If students listen to you and complete the command, they're out. Sometimes, you'll act out a different motion than you tell the students to perform. If they perform the wrong action, they're out.

Play until only one student is left in the game. Let them be Simon for the next round and continue playing as long as time allows.

Skit

Ask students, What would you do if your teacher or coach asked you to do something wrong? (This will probably never happen, but let's imagine.) Would you do it?

What if you knew you would get in trouble if you didn't do what they told you to do?

What if the king or the president asked you to do something wrong? Then, would you do it?

Well, today we're going to meet a woman who believed in God and would not do the wrong thing that her king told her to do.

(Ask Shiphrah to come in.)

(Shiphrah reads the following script based on [Exodus 1:1-21](#) .)

Shiphrah: (enters, carrying a baby doll) Hello, everyone! My name is Shiphrah. Can you say that? Everyone say "Shiphrah". Very good!

Well, a long time ago, I lived in Egypt. The people of Israel were living in Egypt because when Joseph told Pharaoh what his dreams meant, Pharaoh made Joseph the second-in-command over the whole country. Joseph told his whole family to move to Egypt with him, and that's what they did. Jacob and all of Joseph's brothers and their whole family moved to Egypt to be with Joseph.

But, then, Joseph died, and a new Pharaoh became king. He didn't know about how Joseph had been second-in-command and he didn't care about us Israelites. In fact, he started to be afraid of us because there were so many of us Israelites in Egypt. He thought that if he let us keep having more babies and getting bigger, then we might try to join up with his enemies and leave the country.

So, because the new Pharaoh was afraid of us Israelites, he turned us into slaves and made us build his buildings for him and do all of the farming work. Pharaoh and the Egyptians were very mean to us by making us be their slaves, but God was still with us. He kept letting us have babies so that there kept being more and more Israelites.

Of course, that made that mean old Pharaoh even more afraid of us. So, one day, he called me and my partner, Puah, into his palace. Puah and I were both nurses who helped take care of the other Israelite women when they were having their babies. Pharaoh told us (using a lower voice), "Shiphrah and Puah, I don't want the Israelites to have any more baby boys. Those boys could grow up to be warriors that might fight against me. So, when you go help take care of the Israelite women when they're having their babies, I want you to look and see if their baby is a boy or a girl. If it is a girl, you can let her live. But if it is a boy, I want you to kill him."

Puah and I were so afraid. We knew Pharaoh would be mad at us if we didn't kill the baby boys, but we couldn't do that. We knew that God said killing was wrong. So we didn't do it, even though we were afraid of what Pharaoh might do to us for not listening to him.

God was so proud of us for listening to Him and not killing the baby boys, that He let us have babies of our own.

(Have students thank Shiphrah.)

Review Questions

Why was Pharaoh so mean to the Israelites? (He was afraid they would join up with his enemies and fight against him.)

So, Pharaoh made the Israelites be his slaves. Then, what did he do to try to make it so that there wouldn't be any more Israelite baby boys? (He told the Israelite midwives, Shiphrah and Puah, to kill the baby boys when they born.)

Did God want the midwives to kill the baby boys? (No.)

Did the midwives do it? (No.)

Do you think it would be hard for them to not listen to Pharaoh? (Yes.)

Pharaoh told the midwives to do something wrong, but they listened to God instead of Pharaoh. It was probably hard for them to do the right thing because they knew they could get in trouble. Pharaoh could even have had them put to death for disobeying him. But they did the right thing and God rewarded them for it. Sometimes, it's hard for us to do the right things, but if we listen to God instead of other people, He will reward us.

Game: Pharaoh Says

Tell students that you want them to practice not listening when someone tells them to do the wrong thing. You're going to play Simon Says, but, now, they should only listen to you when you don't say "Pharaoh says" first. If anyone does do what you tell them when you say, "Pharaoh says...", they're out.

Game: Despite All Obstacles

Set up an obstacle course with two mirror paths. Divide the students into two teams. One student from each team runs the obstacle course at a time while the other team members line up along the length of the obstacle course. When they're not running, the members of the opposite team throw soft balls or paper wads at the runner from the sidelines.

If a student makes it through the obstacle course without being hit, they score a point for their team and return to the sidelines. If they are hit, they go to the sidelines to throw but not run again. After each pair runs the course, gather the balls or paper wads again for the next two to run.

The game ends when all the students have run the course. The team with the most points wins.

Afterward, explain that we have to do the right things in life even when it seems difficult. There might be things that get in the way of us doing the right thing. There might be people who try to keep us from doing the right thing, like Pharaoh tried to stop Shiphrah from doing the right thing. But we have to keep doing what we know is right.

Closing Prayer

Father God, You always help us to know what the right thing is. We pray that You'll give us the courage to do what You want us to do even when other people try to stop or tell us to do the wrong things. We want to follow You above everyone else. Amen.

Memory Verse:

20 Therefore God dealt well with the midwives, and the people multiplied and grew very mighty. 21 And so it was, because the midwives feared God, that He provided households for them.

CHAPTER 2: Preparing Moses for ministry

Servant's Preparation:

Read Exodus Chapter 2.

Read the interpretation of the chapter in Interpretation of the Book of Exodus by Father Tadros Yacoub Malaty:

<http://www.orthodoxebooks.org/sites/default/files/pdfs/Exodus%20-%20Father%20Tadros%20Yacoub%20Malaty.pdf>

Brief introduction:

At the beginning of each lesson, please review book overview questions:

- ✓ *What is the meaning of Exodus?* Departure, going out. It refers to the departure of the children of Israel from Egypt.
- ✓ *Who wrote the Book of Exodus?* Moses the Prophet
- ✓ *What is the structure of the Book of Exodus?* It tells the story of bondage of the Israelites in Egypt, their exodus from Egypt to Sinai and the story of their journey in Sinai.

Main Points in the Chapter:

1. Moses in the river (1 – 4)
2. Moses in the palace (5 – 10)
3. Moses ministers with human zeal (11 – 15)
4. Moses in the land of Midian (16 – 25)



Exodus 2

A daughter of Levi... bore a son... and... hid him for 3 months. When she could hide him no longer, she got him a wicker basket... put the child into it and set it among the reeds by the bank of the Nile v:1-3

The daughter of Pharaoh came down to bathe at the Nile... and she saw the basket among the reeds.



She had pity on him... and he became her son. And she named him Moses v:5-11

When Moses had grown... he saw an Egyptian beating a Hebrew... When he saw there was no one around, he struck down the Egyptian and hid him in the sand. Moses was afraid and... fled... and settled in the land of Midian

v:11-15



Now it came about, in the course of those many days, the King of Egypt died. And the sons of Israel cried out; and their cry for help because of their bondage rose up to God. So God heard their groaning; and God remembered His covenant with Abraham, Isaac + Jacob

v:23-24

GOD saw the sons of Israel



and GOD took notice of them

v:25

Lesson:

Explain the main events of the chapter with a picture for each event, reading parts of the chapter.

Birth of Moses:

- Amram and Jochebed of the tribe of Levi were married and had Miriam, Aaron and a newborn son. (The names of Moses' parents and siblings are not mentioned in this chapter, but the servant should mention them.)

Moses in the River:

- Due to Pharaoh's orders to kill every Hebrew male newborn, Jochebed hid her baby for 3 months.
- When she could no longer hide him, she made a basket and covered it with pitch and laid it in the reeds by the river. The baby's sister stood afar to watch what would happen to him.
- Pharaoh's daughter came to bathe, saw the basket and told her maid to get it. When she opened it, the baby cried and she had compassion on him.
- Miriam asked Pharaoh's daughter if she'd like a nurse for the baby and she brought Jochebed, the baby's own mother. Pharaoh's daughter told her to care for him and bring him back to her when he's grown.

Moses in the Palace:

- When he grew, Jochebed brought him to Pharaoh's daughter and he became her son and she called him Moses (which means "drawn out of the water").

Moses Ministers with Human Zeal:

- Moses knew that he was a Hebrew. When he was grown, he saw an Egyptian beating a Hebrew and he killed the Egyptian.
- The next day, he saw two Hebrew men fighting and tried to stop them, but one of them asked him if he'll kill him like he killed the Egyptian.

Moses in the Land of Midian:

- Moses was afraid and fled to Midian.
- He protected the seven daughters of Reuel (or Jethro), the priest of Midian, from the shepherds who were trying to drive them away when they came to the well to water their flock, and he also helped them water the flock.
- He married Zipporah, Reuel's daughter, and had a son, Gershom (which means "stranger there").
- Pharaoh died. The Israelites were groaning because of their slavery and cried out to God and God remembered them.

Lesson Aim

1. When we trust in God like Jochebed did, He protects and delivers us.

- When we rely on our own strength, we fail. But when we know we are weak and we rely on God's strength, He makes us succeed.

Activities:

The servant can focus on the lesson aim of trusting in God and of God's protection. Through this Sunday school lesson, the children will learn that God protects us and has a plan for each of our lives.

TOPICS

Moses, Protection

Draw the following chart on the board

Things that protect us	People that protect us
Examples: bicycle helmets, seat belts, gloves	Examples: firefighter, police, lifeguard, God

As the children arrive, give them a sheet of paper, and have them copy the chart from the board, or have copies already made up before class. Have them jot down as many things and people they can think of. When finished, discuss what everyone came up with and write unique items of the board for all to see. Or this activity can also be done together as a class.

Moses in the Nile (Skit for five children)

*This skit shows Moses' humble beginnings and how God protected him from harm.
(Skit for five: Mother, Miriam, Narrator, Maiden, Daughter.)*

TOPICS:

Faith, Moses, Protection, Trust

MATERIALS:

- Basket with 10' rope or string fastened to one end
- Baby Doll
- Skit handout



PREPARATION:

Tie rope to basket before class

(The skit begins with Miriam and the mother holding the doll)

Mother Pharaoh just did a mean thing, Miriam. He made a law that all of the Hebrew baby boys be killed.

Miriam Even my little brother? What can we do?

Mother We must hide him. I need your help.

Narrator They hid the baby in the house for a few months. But baby Moses grew bigger, taller and noisier all the time. It became impossible to keep him quiet and hidden any longer. Everyday the baby's mother prayed and asked God to spare Moses' life from Pharaoh's wrath. But God had even bigger plans for Moses. He was not about to let him perish in Pharaoh's hands. Instead God gave Moses' mother an idea.

Mother Miriam, we need to do something more than hide Moses. I know Pharaoh's daughter is without child. Maybe if she sees Moses, she will want to keep him for her own.

Narrator So they made a basket and put baby Moses inside it.

(Miriam and the mother get the basket, put the doll inside, and place it on the floor)

Narrator Soon, the Pharaoh's daughter came out to the pool with her maiden and the basket as if guided by an invisible hand, floated directly towards them.

(Pharaoh's daughter and the maiden appear on the other side of the room. A volunteer pulls the basket towards the maiden)

Maiden Oh, what is that! Oh My! A baby! Master, look here, what a beautiful little baby!

(The maiden takes the baby out of the basket and gives it to Pharaoh's daughter)

Daughter The gods have surely heard my cries. Now I will be a mother and this baby shall be my son.

Narrator Miriam saw how everybody was excited. God was working on His plan. Moses will not be killed. Instead he will grow up with wisdom in the Pharaoh's land. As if guided by God's own hand, Miriam went up to Pharaoh's daughter.

Miriam O kind daughter of Pharaoh, how blessed you are to have found a baby boy. Would you like me to find someone to take care of him for you until he is weaned?

Daughter He must be a Hebrew boy and you are a Hebrew girl. Please find someone from your people who can take care of him. When he is weaned, he shall be my son and I will name him Moses. But make sure no one finds out about this.

Narrator So Miriam took Moses to his own mother, who took care of him until he was weaned. Then she gave Moses back to Pharaoh's daughter. God protected Moses from Pharaoh's wrath.

Harm Removed (Object Talk)

Always trust in the Lord. This Object Talk will show the kids how God keeps us safe from the grasp of the devil in miraculous ways.

TOPICS:

Miracles, Protection, Trust, Worry

MATERIALS:

1/4 teaspoon salt
Pinch of pepper
Small cup saucer
Plastic spoon



WHAT YOU WILL DO:

You will pour a small mound of salt (about 1/4 of a teaspoon), representing God's people into the middle of the saucer. Then you will drop a very small amount of pepper over the mound of salt. The pepper represents the devil's many tricks and lies that he uses to deceive God's people. Next, you will rub a plastic spoon vigorously over a piece of clothing to create static electricity. Then, you will wave the spoon over the mound, and the pepper will attach itself to the spoon, thus being removed from God's people.

WHAT YOU WILL SAY:

Today, I will show you how we can always trust in our Lord to protect us, even when circumstances seem hopeless. This saucer represents the world, in which we all live. I am going to take some salt and place it on the world. This salt represents God's people. Now, as we know, the world is full of evil. The devil is always trying to deceive God's people. Let me take some of this pepper, and put it on top of the salt. This pepper represents the tricks and lies used by the devil, and they are right on top of God's people.

How can we avoid these tricks and lies and remove them from God's people? *(Allow for responses and explain how most suggestions would be hopeless or take forever.)*

It is impossible for us, but God can do miraculous things. Let me show you. This spoon represents our loving God. *(Take the spoon and rub it to create static electricity, and then lift off the pepper.)*

You see, sometimes we may have no clue of how to escape the grasp of the devil, but God is always there for us. He will keep us safe in His arms no matter what the devil tries to do.

APPLICATION

We use many things to protect us for instance helmets, gloves and heavy coats in the winter. People also protect us from harm, such as firefighters, police and lifeguards. God's protection is always there, even when we don't know it. He has a plan for us just as He did for Moses. Although things may seem difficult at the time, God is always working in us for the good.

The Bible says, "And we know that in all things God works for the good of those who love him, who have been called according to his purpose." (Romans 8:28)

This week, everyone should spend some time in prayer, thanking God for His protection. Remember, our help comes from the Lord, the maker of heaven and earth.

Memory Verse:

10 And the child grew, and she brought him to Pharaoh's daughter, and he became her son. So she called his name Moses, saying, "Because I drew him out of the water."

CHAPTER 3: The burning bush

Servant's Preparation:

Read Exodus Chapter 3.

Read the interpretation of the chapter in Interpretation of the Book of Exodus by Father Tadros Yacoub Malaty:

<http://www.orthodoxebooks.org/sites/default/files/pdfs/Exodus%20-%20Father%20Tadros%20Yacoub%20Malaty.pdf>

Brief introduction:

At the beginning of each lesson, please review book overview questions:

- ✓ *What is the meaning of Exodus?* Departure, going out. It refers to the departure of the children of Israel from Egypt.
- ✓ *Who wrote the Book of Exodus?* Moses the Prophet
- ✓ *What is the structure of the Book of Exodus?* It tells the story of bondage of the Israelites in Egypt, their exodus from Egypt to Sinai and the story of their journey in Sinai.

Main Points in the Chapter:

1. The burning bush (1 – 4)
2. Taking the sandals off (5)
3. Calling Moses for ministry (6 – 10)
4. Moses tries to find excuses (11 – 13)
5. God's name (14 – 17)
6. The secret of the three days (18)
7. The mighty hand of God (19 – 22)




Exodus 3

Now Moses was pasturing the flock... and came to Horeb, the mountain of God. The angel of the Lord appeared to him in a blazing... bush... the bush was burning... yet the bush was not consumed... God called to him from the midst of the bush...

Moses, Moses! Remove your sandals... for the place... you are standing is holy ground. I am the God of your father... of Abraham... of Isaac, and... of Jacob. I have... seen the affliction of My people... in Egypt. I am aware of their suffering. I have come to deliver them... and bring them to a land flowing with milk and honey. I will send you to Pharaoh, so that you may bring My people... out of Egypt v4-10

Who am I that I should go to Pharaoh...? vii

I will be with you. You shall say to the sons of Israel, 'I AM has sent me to you.' They will pay heed to what you say v12-18



What is HIS name?

I AM WHO I AM

v13, 14

Lesson:

Explain the details of the story of the Burning Bush, with a picture, reading parts of the chapter.

The Sight of the Burning Bush:

- Moses was tending the flock of his father-in-law, Jethro, and led it to mount Horeb.
- The Angel of the Lord appeared to him in a burning bush.
- Moses saw that the bush was on fire, but was not burned up, so he came closer to look at this strange sight.
- God called him from the burning bush and told him to take off his sandals as he is standing on holy ground.

God's Plan for His People:

- Then, God spoke to Moses and told him:
 - That He is the God of Abraham, Isaac and Jacob.
 - That He saw the oppression of the Israelites and has come to deliver them.
 - That He will bring them out of Egypt and into a land flowing with milk and honey.
 - That He will send Moses to Pharaoh to bring God's people out.
- Moses made excuses but God told him that He will be with him.

God's Name:

- Moses asked about God's name and God said: I AM WHO I AM.

God's Mission for Moses and Deliverance of God's People:

- God told Moses:
 - To gather the elders of Israel and tell them that God appeared to him
 - To go to Pharaoh and ask him to let the people go for a three day journey into the wilderness to sacrifice to God.
 - That Pharaoh will not listen and that God will show His wonders to Pharaoh and to the Egyptians.
 - That the Israelites will leave Egypt and God will give them favor in the Egyptians' eyes who will give them their silver, gold and clothing. So they will not come out empty handed.

Lesson Aim

God desires to communicate with us. It is important that we listen to His voice and that we obey and do His will.

Activities

After completing this Sunday school lesson, the children will learn that God desires to communicate with us and how important it is for us to listen.

TOPICS

Moses, Holiness, Listening, Will of God

Ways to Communicate:

Hand the children a blank sheet of paper and a pencil each and have them write down as many ways or things they can think of that people use to communicate. Give one or two examples (see below). After everyone has jotted down a few things, write their unique answers on the board. Include any additional items of your own they could not think of. Then take a vote by a showing of hands which item the kids believe is the best or most effective way and the least effective way to communicate. Close the activity by saying, "There are many great ways to communicate, some are more effective than others, but God can communicate with us in miraculous ways, just like He talked to Moses through the Burning Bush!

Examples: Radio, Television, Books, Magazines, Loud speakers, Prayer, Angels.

What Can I Hear? (Object Talk)

If we listen carefully we can hear God's small still voice in a big way.
by Scott & Pamela Frazier, The Gate Ministries

TOPICS:

Holy Spirit, Knowing God, Listening, Prayer

MATERIALS:

Tape recorder



PREPARATION:

Take a simple tape recorder and have about 5-10 people that the children know speak a sentence or two 'to the class'. (Or use recorded sermons/YouTube videos.) If you record people, they should be careful not to say their names. Write down for yourself who spoke and in what order.

WHAT YOU WILL SAY:

I have recorded various people speaking, your job as a class is to try to figure out who it is. (Play one voice at a time and let the children try to guess who is speaking.)

How do we really know who is speaking? Does it sound like who we think it is? Are there any other clues in what the person said that will tell us whose voice we are hearing? Are words being spoken that normally come from this person?

Just as we had to listen carefully to figure out who was on the tape, we need to listen carefully to hear the voice of God.

Old Time Telephone (Game)

Have the kids either sit in a circle or line up, and play the old [telephone game](#) (also known as Chinese Whispers) to show how important it is to listen carefully to the Word of God. You can use the following phrases or make up your own:

1. When God spoke to Moses, He did it in a very strange way, by using a bush.
2. Moses was not prepared to hear what he heard up in the mountain.
3. God has a special plan for all of us, so we need to listen carefully to what the Word of God says.

APPLICATION

God desires to communicate with us all the time. Sometimes however we are just too busy to listen to God. Perhaps we feel God has more important things to do than talk to us. But that cannot be further from the truth. God loves us very much and wants to tell us many things. That's why we need to take time to pray, and hear what God has to say. Let's pray now, and ask God to help us to listen to Him.

Memory Verse:

2 And the Angel of the Lord appeared to him in a flame of fire from the midst of a bush. So he looked, and behold, the bush was burning with fire, but the bush was not consumed.

CHAPTER 4: Moses' encounter with the people

Servant's Preparation:

Read Exodus Chapter 4.

Read the interpretation of the chapter in Interpretation of the Book of Exodus by Father Tadros Yacoub Malaty:

<http://www.orthodoxebooks.org/sites/default/files/pdfs/Exodus%20-%20Father%20Tadros%20Yacoub%20Malaty.pdf>



Brief introduction:

At the beginning of each lesson, please review book overview questions:

- ✓ *What is the meaning of Exodus?* Departure, going out. It refers to the departure of the children of Israel from Egypt.
- ✓ *Who wrote the Book of Exodus?* Moses the Prophet
- ✓ *What is the structure of the Book of Exodus?* It tells the story of bondage of the Israelites in Egypt, their exodus from Egypt to Sinai and the story of their journey in Sinai.

Main Points in the Chapter:

1. Three miracles for Moses to prove to the people that God appeared to him (1 – 9)
 - a. Moses' rod turns into a serpent
 - b. Moses' hand becomes leprous
 - c. Water turned into blood
2. "I am slow of speech and slow of tongue" (10 – 13)
3. Aaron as support to Moses (14 – 17)
4. Leaving Midian (18 – 23)
5. Circumcision of Moses' son (24 – 26)
6. Beginning of God's work (27 – 31)





Lesson:

Explain the main events of the chapter with a picture for each event, reading parts of the chapter.

- Moses asked God what if the people don't believe him. God gave him 3 miracles that he can do to help the people believe him:
 - God told Moses to throw his rod on the ground and it turned into a snake. It turned back into a rod when he held it by the tail.

- God told Moses to put his hand in his bosom and it was leprous when he took it out. It became well again when he put it back in then out.
- God told Moses that if the people don't believe the first two miracle, to take water from the river and pour it onto dry ground and it will turn into blood.
- Moses told God than he's slow of speech, but God told him that Aaron, his brother, will be with him and will help him.
- With Jethro's blessing, Moses took his wife Zipporah and his son and went to Egypt. On the way, Zipporah circumcised Gershom.
- Moses met Aaron and they spoke to the people and Moses showed them the miracles and they believed and were glad that the Lord visited them.

Lesson Aim

God can, even when we can't!

Activities

BIG IDEA: GOD CAN. EVEN WHEN YOU CAN'T.

AIM:

This children's lesson on Exodus 4 teaches children that it doesn't matter what they can or cannot do, all they need is faith that God can.

The servant may pick from the following games/activities as time permits. Select in such a way to get the aim across to the children.

GAME IDEAS:

1. Yes and No game. Children must answer a series of prepared questions without answering yes or no. Once they say one of these words they are out of the game. To make it more fun you can time each child that has a turn and see who lasts the longest, becoming the ultimate winner!

2. Talent Show. Children briefly show their talent to the group and someone is voted the best. If there's not enough time, ask the children to be prepared to share their talents in just a few seconds each. If preferred, you can have no winner and simply congratulate all the children on their efforts.

SPOT the Simple Meaning:

1) OBJECT LESSON: WHAT CAN YOU NOT DO?

Skit: I CAN'T!

Mom: Micky, can you tidy your room before football please?

Micky: I can't do it mom, I don't have time.

Mom: Micky, can you try your best in football today? You don't seemed to be trying.

Micky: I can't mom, the other boys are better than me. There's just no point.

Mom: Micky, can you tell those boys at football to stop picking on you and your sister?

Micky: I can't mom they won't listen to me.

Mom: Micky, can you tell me something you can do today.

Micky: I can't think of anything. I just can't.

Say: Moses had lots of excuses for why he was not the right person for God to use. His greatest excuse was his fear that he could not speak. He had 'faltering lips' (). Moses feared what people might think of him. He feared that he would say the wrong thing or that what he would say would sound wrong or strange or silly. The thought of speaking to Pharaoh was scary. Other officials would be there too. To speak to Pharaoh was a great event, an honor.

Just like Moses, we use excuses too. We might think we can't do something. We might even have a genuine reason for why we can't. In our skit with mom and Micky, Micky didn't feel he could do anything. His reply to his mom was always "I can't". He didn't feel able. He didn't think he could do certain things. The truth is, sometimes we can't.

You see, perhaps Moses' concerns were real. Maybe he had a problem with the way he spoke too, maybe he had a lisp or a stutter. We don't really know. All we know was that he told God he couldn't do what God wanted him to do. Yet why would God ask Moses to do something if He knew Moses couldn't do it?! He wouldn't. He knew that with His help Moses could do anything.

Is there something that you can't do? Is God asking you to do it or use it and you don't think you can? Or have you been using an excuse so that you just don't have to? Sometimes realizing we can't do something isn't a problem. It's stopping there that is the problem. We need to move on to our next point before we stop too quickly...

2) OBJECT LESSON: I CAN BECAUSE GOD CAN. HE HAS AN ANSWER FOR EVERYTHING.

Create a powerpoint full of different job roles.

Say: Imagine a person that could do ANY AND ALL jobs. What would they be? [children call out what jobs they would be able to do]. The greatest doctor. The best lawyer. The most elegant dancer. The most amazing footballer. The best speaker. The

list goes on and on. [put your powerpoint of job roles on the screen] Look at all these jobs and things that people can do! Some are creative, others are scientific, still others are mathematical or depend on us understanding the world. There are so many things that people around the world can do!

Did you know that God is the best at all these things? Why? Because He created them. He created the people that thought them up. God is the best at everything! We can tell that by looking at Jesus. Jesus was the greatest speaker there ever was, the greatest forgiver and Savior there has been and the most amazing person there has or ever will be! There is nobody like Jesus, our God! God knew that He could speak through Moses. He knows that He can do anything. It didn't matter if Moses was afraid or had faltering lips. All that mattered was that God could do anything. The Lord would help Moses to do whatever he needed to do. If he wasn't very good right then and there then God could have prepared him so that he would be ready when the right time came. God can do anything.

Maybe, like Moses, you are feeling like you can't do the things God is asking or calling you to do. Maybe you don't feel you can live the way God wants you to live. Just remember: GOD CAN. God can do anything He wants to do, and that means using you! God has an answer for every question and every excuse we can offer Him. When He wants to do something through us, He will find a way. All we have to be is willing to let Him do what He wants to do in us and through us. Just like the verse says 'I can do all things through Christ who strengthens me!' Philippians 4:13. We can do all things through God – Jesus – and by His Holy Spirit. He is with us every step of the way!

3) OBJECT LESSON: GOD'S ANSWER: YOU'RE ON MY TEAM.

Ask for a volunteer to make a sandwich. Then explain that they will be blindfolded and that they have to make the sandwich with one hand behind their back. Ask them if there is something that would make the situation easier. Hopefully they will suggest having a friend to help, or you could suggest it yourself.

Say: In the activity we realized that although we can do things alone, sometimes we need other people to help us. And when we can't do something on our own we need others to help us! Moses kept telling God that he was not able to speak. Finally he said that God should just choose somebody else to do the job. To solve Moses' problem God had an answer. God invited Aaron to be a part of His team. Moses didn't have to go alone, Aaron would be his voice.

God was able to sort out Moses' problem in an instant. He had the answer. When we don't feel we can do something; it is good to ask for help! Aaron was to be Moses' helper. Part of God's team to tell Pharaoh to let His people go. When we fear that we can't do something there is usually someone that knows how to do it. We can ask them to help us. That's why God gave us the church community, so that we have friends around us who can do things that we can't and that can help us when we need it. We can all encourage and help each other to do what God is asking us to do!

What is it that God is asking you to do? Do you need to ask for someone's help so that you can do what God is asking of you?

SEARCH the Scriptures:

SMALL GROUP ACTIVITY:

Choose two or three of these bible passages and discuss with the children the reasons why these people decided they could not do what God was asking them to do. Discuss the questions below.

PEOPLE THAT SAID "I CAN'T":

Moses: tried to get out of his responsibility to lead the Israelites. (Exodus 4)

Gideon: tried to explain to God that he was not the right man to lead the Israelites against the Midianites. (Judges 6)

Saul: didn't think he could lead Israel as their first king because he thought he was from the smallest and least important tribe. (1 Samuel 9)

The Rich Man and Jesus: The rich man walked away from Jesus, never saying that he could not do what Jesus asked, but very sad because he had decided that he would not do it. (Matthew 19:16-26)

Those that refused to follow Jesus: These people had different excuses for why they could not follow Jesus at that time. (Luke 9:57-62)

The Parable of the Talents: although the servant with one talent did not confess to being unable to use their talent and make more, they certainly made excuses as to why they had not made any more money. (Matthew 25:14-30)

The people that could not attend the banquet: Many in the parable made excuses that they could not attend the banquet and so others were invited instead. (Luke 14:15-24)

Joseph: He knew he could not interpret dreams, but that God could do it through him. (Genesis 41:16)

Discussion Questions:

1. Why did the person/people decide they could not do what they were asked to do?
2. What did Jesus/God do when they refused to do what He asked?
3. What might God be saying to us in this passage?

SENSE How You Feel:

Imagine you are Moses. Why did you say "I CAN'T?"

You will need to have pieces of paper on the floor dotted around the room with explanations of why Moses potentially couldn't have done what he was being asked to do.

Ask the children to walk around the room and read all the reasons that are written on the pieces of paper. Ask the children to choose a reason that they think was Moses' problem.

I was afraid of speaking to Pharaoh.

I didn't want to speak to Pharaoh – it was an excuse!

I was telling the truth, I'm really not good at speaking!

I thought everyone would laugh at me if I spoke.

I didn't think anyone would listen to me when I spoke.

I didn't understand why God would want to use me to speak.

Once the children have stood on the piece of paper that they think is the reason, ask them why they chose to stand in that position. Ask the children:

1. Is there something you don't feel you can do?
2. Is the reason why you don't think you can do it the same reason that you didn't think Moses could do it? Why/why not?
3. What can we learn from Moses and God's answer to him?

SEEK God:

A tick is something that children see a lot of in school to tell them when they have answered a questions correctly. Create and cut out big 'ticks' and ask the children to write one of the following prayers:

1. Thank you God... that I can do what you are asking me to do...please help me to...
2. Sorry God for... thinking I can't do the things you are asking me to do... please help me to...

Memory Verse:

11 So the Lord said to him, "Who has made man's mouth? Or who makes the mute, the deaf, the seeing, or the blind? Have not I, the Lord? 12 Now therefore, go, and I will be with your mouth and teach you what you shall say."

CHAPTERS 5 & 6: Moses' encounter with Pharaoh

Servant's Preparation:

Read Exodus Chapters 5 and 6.

Read the interpretation of the chapters in Interpretation of the Book of Exodus by Father Tadros Yacoub Malaty:

<http://www.orthodoxebooks.org/sites/default/files/pdfs/Exodus%20-%20Father%20Tadros%20Yacoub%20Malaty.pdf>




Brief introduction:

At the beginning of each lesson, please review book overview questions:

- ✓ *What is the meaning of Exodus?* Departure, going out. It refers to the departure of the children of Israel from Egypt.
- ✓ *Who wrote the Book of Exodus?* Moses the Prophet
- ✓ *What is the structure of the Book of Exodus?* It tells the story of bondage of the Israelites in Egypt, their exodus from Egypt to Sinai and the story of their journey in Sinai.

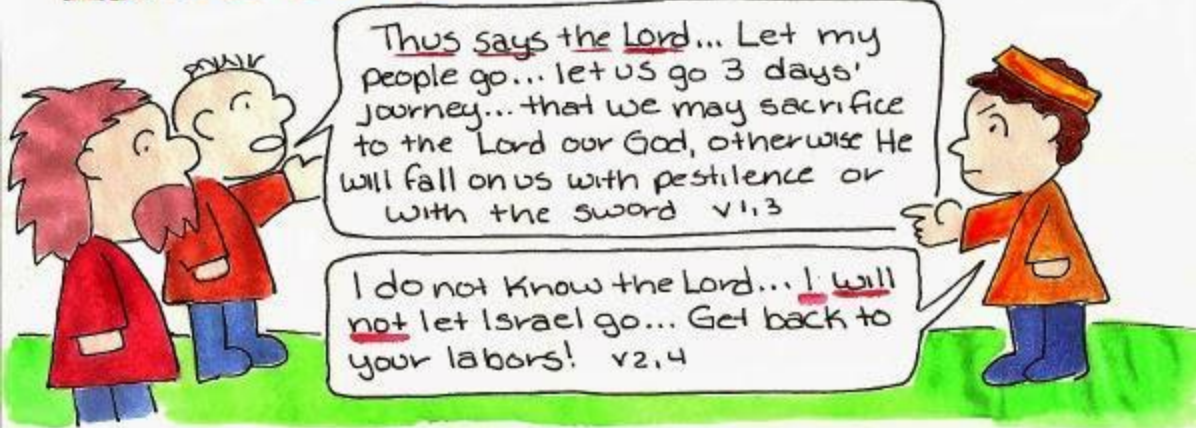
Main Points in the Chapters:

1. An encounter inside the palace (5: 1-5)
2. Making servitude more severe (5: 6-15)
3. A murmur among the people (5: 16-23)
4. God's confirmations to Moses (6: 1-13)
5. The family of Moses and Aaron (6: 14-28)
6. I am of uncircumcised lips (6: 29-30)



Exodus 5

Moses and Aaron came and said to Pharaoh:



Thus says the Lord... Let my people go... let us go 3 days' journey... that we may sacrifice to the Lord our God, otherwise He will fall on us with pestilence or with the sword v1,3

I do not know the Lord... I will not let Israel go... Get back to your labors! v2,4

Pharaoh commanded the taskmasters... "You are no longer to give the people straw to make bricks... let them go and gather straw for themselves... But the quota of bricks; you are not to reduce... because they are lazy" v6-8



Then Moses returned to the Lord and said, "O, Lord, why have You brought harm to this people? Why did You ever send me? Ever since I came to Pharaoh to speak in Your name he has done harm to this people, and You have not delivered Your people at all." v22-23



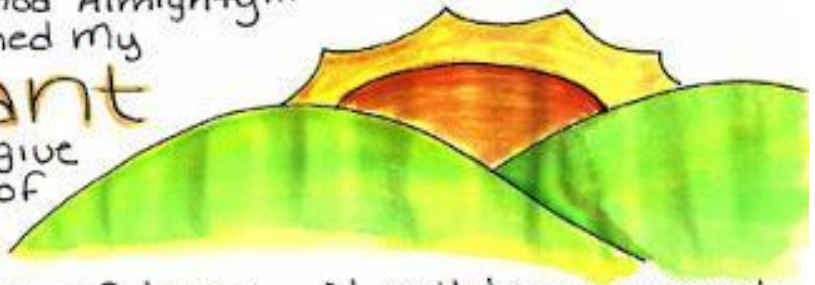
Exodus 6

Then the Lord said to Moses,

"Now you shall see what I will do to Pharaoh; under compulsion he will let them go, and under compulsion he will drive them out of his land" I am the Lord... I appeared to Abraham, Isaac, and Jacob, as God Almighty... I also established My

Covenant

with them, to give them the land of Canaan... v1-4



Say... to the Sons of Israel... "I will bring you out from under the burdens of the Egyptians, and I will deliver you from their bondage. I will also redeem you with an outstretched arm and with great judgements. Then I will take you for My people... and you shall know that I am the Lord your God..." v6-7



So Moses spoke thus to the sons of Israel, but they did not listen... on account of their despondency and cruel bondage v9



Moses spoke before the Lord... "Behold, the sons of Israel have not listened to me... how then will Pharaoh?" v12

Lesson:

Explain the main events of the chapters with a picture for each event, reading parts of the chapter.

- Moses and Aaron go to Pharaoh and ask him to let God's people go to the wilderness to hold a feast for Him. But Pharaoh refuses.
- Pharaoh increases the burden of the Israelites on the pretext that they are lazy by making them gather the straw to make the bricks and being required to still make the same number of bricks.
- The people blame Moses for their trouble and Moses cries out to God.
- God renews His promises and His covenant.
- Moses and Aaron's family/genealogy.

Lesson Aim

Even when we can't see it or when things seem to go wrong, God is in control!

Activities

Ask: How many of you have been in an airplane?

Say: As you're cruising along at 35,000 feet, are you able to see the pilot? (No) But you know that he's in the cockpit flying the plane right? You can trust that even though you can't see him, he's in control of the plane. Sometimes when you're flying the pilot has to do something unexpected to keep the plane and everyone in it safe. Sometimes he might have to make a steep turn so that you feel like you're falling sideways a little. Other times the plan might be bumped along by turbulence. You might not be able to see the pilot, so you don't know what he's doing and why, but you know he's always in control right?

Say: The Israelites were in slavery in Egypt. Pharaoh made them work long hours making bricks to build temples and pyramids all over Egypt. Do you think he wanted to lose all that free labor? (No way!) Let's read God's word and hear Pharaoh's response.

Read Exodus 5:2: *"Pharaoh said, 'Who is the Lord, that I should obey him and let Israel go? I do not know the Lord and I will not let Israel go.'"*

Say: Pharaoh didn't know the One True God. He only knew about puny little Egyptian gods who didn't have any real power. So Pharaoh had no idea how powerful God really is! He soon would though... Not only did Pharaoh refuse to let the Israelites go, but from then on he made their work even harder! He said that the slaves would have to keep making the same number of bricks, but they wouldn't be provided with the straw they needed. That meant they would have to go gather their own straw before they could make their bricks. Now the work would take even longer!

Ask: How do you think the Israelites felt about Moses and Aaron?

Say: The people were angry! They didn't want to work even harder, but because of Moses and Aaron their lives were even worse than before. They didn't believe that God was really going to rescue them from Pharaoh. They had forgotten how powerful God was and how much He cared for them.

Say: Moses felt terrible and he went before God and asked Him why things were so much worse. God reminded Moses that He was the God of Abraham, Isaac, and Jacob. God didn't forget about the covenant He had made to Abraham years and years earlier to give His people their own land. Let's hear again from God's Word what else God said to Moses...

Read Exodus 6:5-8: *"I have heard the groaning of the Israelites, whom the Egyptians are enslaving, and I have remembered my covenant. Therefore say to the Israelites, 'I am the Lord, and I will bring you out from under the yoke of the Egyptians. I will free you from being slaves to them, and I will redeem you with an outstretched arm and with mighty acts of judgment... And I will bring you to the land I swore with uplifted hand to give to Abraham, to Isaac and to Jacob, I will give it to you as a possession. I am the LORD."*

Ask: Was Pharaoh in control? (No way!)

Say: It looked like things were going all wrong for Moses and Aaron. God had sent them before Pharaoh to free the Israelites and all they'd accomplished was making the work even harder for the people. Pharaoh had hardened his heart against God.

Ask: Have things ever not gone your way so you felt like God was no longer in control? Maybe you prayed for something that didn't happen, or you felt like God wasn't listening when you cried out to Him. (Allow time for kids to respond.)

Say: It might not always seem like it, but God has a plan, and nothing (and no one) can stop His plan!

Ask: Do you remember what happened to Jesus?

Say: He was arrested and killed right in front of all his friends and family! They probably thought that God had forgotten about them too. They couldn't see that God had a bigger plan; that He was in control. But what happened three days later? That's right! Jesus was resurrected! Even though the disciples couldn't see it, God was still in control. In fact, God used Jesus' death as part of His great big plan.

Ask: Does anyone know what plan God had when Jesus died?

Say: Jesus died as a way to take the punishment that our sin deserves. God's great big plan was to rescue us from sin just like He would rescue the Israelites from slavery in Egypt. Let's pray together and thank God for always being in control and for working out His great big plan to save us!

Pray *Father God thank you for rescuing us from slavery to sin the way you rescued the Israelites from slavery to Pharaoh. We know that we can trust you to be in control even when we can't see it and even when it looks like everything is going wrong. Thank you for showing us grace and love everyday! Amen.*

Learning Activity 1: God is in Control

Supplies: White paper, pencils, and crayons; popsicle sticks, or other small items with an edge to use for writing

Encourage the kids to think about something in their life that it feels like God isn't in control of.

Pass out paper and have the kids write out briefly what that thing is (in pencil)

Have them color over what they wrote in light-colored crayons, totally covering the whole page.

Next, have the kids take a dark crayon and color completely over the layer of color, pressing fairly hard onto the paper so that there is a layer of dark crayon wax.

Using the end of a popsicle stick, their fingernail, or other item have the kids scrap away the wax to write

“**God is in control**” on their paper. The lighter colors from underneath will appear in the words. Encourage the kids to pray and ask God to help them trust Him in every circumstance throughout the week.

Learning Activity 2: **Soft Heart, Hard Heart**

Supplies: Small sponge, stone, glass of water, pan

Ask one child to read **Exodus 7:13**, “**Yet Pharaoh’s heart became hard and he would not listen to them, just as the LORD had said.**”

Show the kids the sponge and the rock. Pass both around so they can feel each or ask them to describe how they feel.

Explain that God wants our hearts to be soft toward Him so he can fill us with His Word. When our hearts are soft, that means we are willing to listen to God and obey Him, even when it is difficult.

Explain that the water is like God’s Word. Slowly pour a few drops onto the sponge and watch as it is quickly soaked up. Now pour a few drops on the rock. The water will simply drip off onto the pan.

Ask: Is it easier for us to know God and have a relationship with Him if our hearts are hard or soft?

Ask: If our hearts are hard toward God will we be able to understand His Word? (No)

Explain that Pharaoh hardened his heart toward God and wasn’t willing to obey. God would later punish Pharaoh for his disobedience.

Memory Verse:

5 22 So Moses returned to the Lord and said, “Lord, why have You brought trouble on this people?

Why is it You have sent me?

6 1 Then the Lord said to Moses, “Now you shall see what I will do to Pharaoh. For with a strong hand he will let them go, and with a strong hand he will drive them out of his land.”

CHAPTERS 7 to 10: The ten plagues

Servant’s Preparation:

Read Exodus Chapters 7 to 10.

Read the interpretation of the chapters in Interpretation of the Book of Exodus by Father Tadros Yacoub Malaty:

Brief introduction:


At the beginning of each lesson, please review book overview questions:

- ✓ *What is the meaning of Exodus?* Departure, going out. It refers to the departure of the children of Israel from Egypt.
- ✓ *Who wrote the Book of Exodus?* Moses the Prophet
- ✓ *What is the structure of the Book of Exodus?* It tells the story of bondage of the Israelites in Egypt, their exodus from Egypt to Sinai and the story of their journey in Sinai.

Main Points in the Chapters:

1. An introduction to the plagues. Miracle of Aaron's rod turning into a snake. (7: 1-13)
2. Turning water to blood (7: 14-23)
3. The plague of frogs (8: 1-15)
4. The plague of lice (gnats in King James version) (8: 16-19)
5. The plague of flies (8: 20-32)
6. The epidemic plague against livestock (9: 1-7)
7. The plague of boils (9: 8-12)
8. The plague of thunder, hail, and fire (9: 13-30)
9. The plague of locusts (10: 1-20)
10. The plague of darkness (10: 21-29)
11. The plague against the firstborns (Chap. 11 & 12)








Exodus 7

Then the Lord said to Moses... "The Egyptians shall know that I am the Lord, when I stretch out My hand on Egypt and bring out the sons of Israel from their midst." So Moses and Aaron did... as the Lord commanded them... v.1,5,6

... Aaron threw his staff down before Pharaoh... and it became a serpent... v.10

... the magicians of Egypt, did the same with their secret arts... v.11



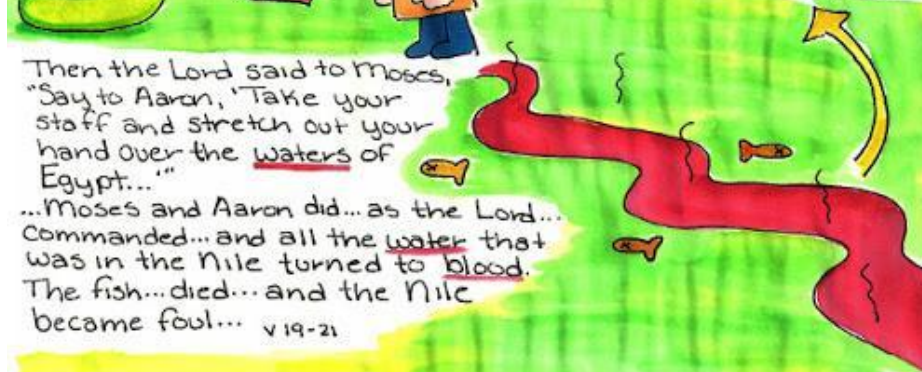
... But Aaron's staff swallowed up their staves... v.12



Yet Pharaoh's heart was hardened, and he did not listen to them, as the Lord had said v.13, 22

Then the Lord said to Moses, "Say to Aaron, 'Take your staff and stretch out your hand over the waters of Egypt...'"

... Moses and Aaron did... as the Lord... commanded... and all the water that was in the Nile turned to blood. The fish... died... and the Nile became foul... v.19-21



Exodus 8

The Lord said to Moses,
"Say to Aaron..."


"Stretch out your hand with your staff... and make frogs... Come up on the land of Egypt." So Aaron stretched out his hand over the waters of Egypt, and the frogs came up and covered the land... v5,6



Then Pharaoh... said, "Entreat the Lord that He remove the frogs... and I will let the people go..." v8

The Lord did according to the word of Moses...

But when Pharaoh saw there was relief, he hardened his heart and did not listen to them, as the Lord had said. v13,15



Then the Lord said to Moses, "Say to Aaron, 'Stretch out your staff and strike the dust of the earth, that it may become gnats...'"

The magicians said to Pharaoh, "This is the

finger of God." But Pharaoh's heart was hardened, and he did not listen to them, as the Lord had said. v16,19

Now the Lord said to Moses...

"Present yourself before Pharaoh and say..."

"Thus says the Lord, 'Let My people go... for if you do not... I will send swarms of flies on you and on your servants... and the houses of the Egyptians will be full of swarms of flies...' v20,21



But Pharaoh hardened his heart this time also...

v32

Exodus 9

Then the Lord said to Moses,
"Go to Pharaoh and
speak to him,

Thus says the Lord... "Let My people go...
For if you refuse... behold the hand of the Lord
will come with a very severe pestilence on your
livestock..." v1-3



...the next day all the livestock of Egypt died; but of
the livestock of the sons of Israel, not one died v6

Then... Moses and Aaron...
took soot from a kiln, and
stood before Pharaoh;
and Moses threw it
towards the sky, and
it became boils
breaking out with
sores on man and
beast. v10



Now the Lord said to
Moses, "Stretch out your
hand toward the sky,
that hail may fall on...
Egypt..."

The hail struck... Egypt...
Only... where the sons of
Israel were, there was
no hail... v25-26



Pharaoh's heart was hardened, and he did not let
the sons of Israel go, just as the Lord had spoken... v35

EXODUS 10

Moses and Aaron went to Pharaoh and said to him,

"Thus says the Lord... 'How long will you refuse to humble yourself before Me? Let My people go... For if you refuse... tomorrow I will bring locusts into your territory...'" v3-4


So Moses stretched out his staff over the land of Egypt... and... the east wind brought the locusts

...Nothing green was left on tree or plant of the field through all the land of Egypt. v13,15



Then the Lord said to Moses, "Stretch out your hand toward the sky, that there may be darkness over the land of Egypt, even a darkness which may be felt."

So Moses stretched out his hand... and there was thick darkness in all the land of Egypt for 3 days... but all the sons of Israel had light in their dwellings... v24-27



Then the Lord hardened Pharaoh's heart and he was not willing to let them go

v27

Lesson:

Explain the main events of the chapters with a picture for each event, reading parts of the chapter.

- Moses was 80 years old and Aaron was 83 years old when they spoke to Pharaoh.
- Aaron's rod turns into a snake: God told Moses that if Pharaoh tells him to show a miracle, to ask Aaron, his brother, to throw his rod and it will become a serpent. Moses and Aaron did so, but Pharaoh's magicians did the same with their magic. But Aaron's rod swallowed up their rods, showing God Almighty's power. But Pharaoh still hardened his heart.
- When Pharaoh kept hardening his heart and refusing to let God's people go, God sent the ten plagues on the Egyptians only (starting from the fourth plague), but the Israelites remained unharmed.
- Tell the story of each plague, reading parts of the chapters. Or you may tell the events using the Activities method below, also showing the pictures.
 - Turning water to blood (7: 14-23)
 - The plague of frogs (8: 1-15)
 - The plague of lice (gnats in King James version) (8: 16-19)
 - The plague of flies (8: 20-32)
 - The epidemic plague against livestock (9: 1-7)
 - The plague of boils (9: 8-12)
 - The plague of thunder, hail, and fire (9: 13-30)
 - The plague of locusts (10: 1-20)
 - The plague of darkness (10: 21-29)
 - Death of the firstborn announced (Chap. 11 & 12)
- Every time, Pharaoh would say to Moses that he will let the people go and he would ask him to pray to God to take away the plague. But when God took away the plague, Pharaoh would change his mind and harden his heart and would still not let the people go.

Lesson Aim

Look for God's warnings about bad behavior and benefit when we listen to and obey God.

Activities

Tell the Story

Say: Moses and Aaron had confronted Pharaoh, asking him to let the Israelite slaves go. (*Have the kids shout "Let my people go!"*) But Pharaoh said "no!" (*Have the kids shout "No!"*) Pharaoh's heart was hard and he didn't believe in the one true God, but God was about to put His mighty power on display for all of Egypt to see.

Say: God was about to send 10 plagues upon Egypt. Today we'll hear about the first nine. Moses went down to the Nile River to meet Pharaoh. There Moses placed his staff in the water and suddenly the

water turned to blood!

Ask: Can you imagine if you turned on your water faucet at home and blood came out? Gross! Do you think Pharaoh was willing to let the Israelites go? No!

Say: Moses and Aaron went back to Pharaoh to ask him....*(have kids shout "Let my people go!")* But Pharaoh said... *(have kids shout "No!")*

Say: So God put His power on display again for all of Egypt to see. This time He sent the plague of frogs. There were frogs everywhere! They were in the Egyptian's pots and pans, in their ovens, in their beds, even on the people themselves!

Say: Moses and Aaron went back to Pharaoh to ask him....*(have kids shout "Let my people go!")* But Pharaoh said... *(have kids shout "No!")*

Say: Yet again God sent another plague upon Egypt. This time gnats swarmed throughout Egypt.

Say: Again and again Moses and Aaron went back to Pharaoh to ask him....*(have kids shout "Let my people go!")* And again and again Pharaoh said... *(have kids shout "No!")*

Say: God send more plagues on the Egyptians: flies swarmed throughout the land, the Egyptian's livestock died, the people were covered with painful sores on their bodies, hail and fire rained from the sky, locusts ate up all the crops, and finally the land was covered by darkness.

Ask: Which of the plagues do you think would be the worst? *(Allow time for kids to respond.)*

Ask: How do you think Pharaoh responded after the ninth plague? *(Allow time for kids to respond.)*

Say: Let's read from God's Word to find out what Pharaoh said.

Read Exodus 10:27: *"But the Lord hardened Pharaoh's heart, and he was not willing to let them go. Pharaoh said to Moses, 'Get out of my sight! Make sure you do not appear before me again!*

Say: You see Pharaoh's heart was hard towards God. He didn't believe that He was the one true God and he refused to obey what God commanded, even though God had put his mighty power on display! Sometimes our hearts are hard just like Pharaoh's and sometimes we might find it hard to obey God too. But God shows us incredible grace by sending Jesus to obey perfectly when we could not. Now, when we put our faith in Christ, God see's Jesus' perfect obedience instead of our hard hearts and we can be forgiven!

After completing this Sunday school lesson, the children will learn to look for God's warnings about bad behavior and how we can benefit when we listen to and obey God.

TOPICS

Fearing God, Hardened Heart, Moses, Plagues, Wrath

WARNING SIGNS (Activity)

This Sunday school activity will compare warning signs the children see everyday with warnings found in the Bible. Warning signs we see help us be safe, but warning signs from God help us in many more ways.

TOPICS:

Commandments, Fearing God, Guidance, Obedience, Protection

MATERIALS:

Copies of handout for each child, or if not possible display one copy of the handout while doing the activity.

**What do these warning signs mean?
See how many you know and write down your answer.**

 _____ _____	 _____ _____	 _____ _____
 _____ _____	 _____ _____	 _____ _____
 _____ _____	 _____ _____	 _____ _____
 _____ _____	 _____ _____	 _____ _____

© Kids Sunday School Place, Inc. All Rights Reserved

PREPARATION

Before class, print or make copies of the handout for each child. Or you can also do the activity together as a class.

WHAT YOU WILL DO:

First, give the children a copy of the handout, and have them examine the pictures. Explain to the class that each object is a sign that gives us a warning. See if they can identify each warning.

After everyone has had a chance to make their guesses and write down their answers, go over each picture and let the children know which ones they knew and which ones they missed.

The signs shown on the handout are as follows:

Don't Smoke	Curving Road
Medicine (keep away from Children)	Caution, stairs
Stop	Hazardous Waste
Do Not Enter	Poison
Railroad Crossing	School Zone
Yield	Slippery when wet

In everyday life, we are constantly seeing signs that give us warnings. These warnings are usually there to either protect us or protect others. Warning signs are very important. Without them, people may do something that may hurt themselves or someone else. However, warnings do not just come from signs. The Bible is also full of warnings, and they are just as important. In fact, they are more important because obeying the warning signs in the Bible not only protects us, but also make us better persons. The Bible says, "Be careful to do what the Lord your God has commanded you; do not turn aside to the right or to the left. Walk in all the way that the Lord your God has commanded you, so that you may live and prosper and prolong your days in the land that you will possess." (Deuteronomy 5: 32, 33) "Be very careful then how you live, not as unwise but as wise, making the most of every opportunity, because the days are evil. Therefore do not be foolish, but understand what the Lord's will is." (Ephesians 5:15-17)

How can we know what the Lord's will is? (By reading the Bible and learning more about Jesus)
Where can we find the warnings that God gives us? (By knowing what the Bible says, and by allowing the Holy Spirit to direct us in our actions.)

HARDENED HEART (Object Talk)

Being able to spin an egg that has been hard-boiled will show the kids how a hardened heart makes it difficult to resist the devil.

TOPICS:

Fearing God, Hardened Heart, Obedience

MATERIALS:

1 hard-boiled egg
1 uncooked egg
Table or hard flat surface



PREPARATION:

Before class, hard-boil one egg and let cool. Mark one egg with an "A" and the other with a "B", or whatever marks you choose, so you can tell them apart.

WHAT YOU WILL DO:

You will show the class that the hard-boiled egg is easy to spin around like a top, but the uncooked egg will not spin as often as you try. You will compare the hard-boiled egg to someone with a hardened

heart. Just as we can spin the hard-boiled egg, the devil can make someone with a hardened heart do things they know is wrong.

WHAT YOU WILL SAY:

I have here two eggs. Except for the fact that one is marked "A" and this other one is marked "B", they look the same. However, they are very different. Let me show you. I need one volunteer. (Give the volunteer the hard-boiled egg.) What I would like you to do is spin this egg around like a top. Can you do that? That was easy, was it not? Now I need another volunteer to spin this other egg. (Give the second volunteer the uncooked egg.) What is wrong, are you having trouble spinning this egg? Some children may know already, in any case let the children experiment with the two eggs for a moment, and then ask to have them back. Explain that the difference between the two eggs is that one is hard inside, while the other is still liquid. We can spin the egg with the hard inside around. (If it's not possible for the children to experiment themselves, show them the experiment.)

The Bible says, "Blessed is the man who always fears the Lord, but he who hardens his heart falls into trouble" (Proverbs 28:14). This hard-boiled egg is like someone with a hardened heart and who does not fear the Lord. The devil can make this person do things they know are wrong. In a sense, the devil has some control over their life, and that is very scary is it not? Someone who is obedient to the Lord, and does not let his or her heart become hardened can resist the power of the devil. Like this egg with the soft center that we cannot spin around, a Christian who is obedient to the Word of God, and who fears the Lord cannot be controlled by the devil. We must make sure our hearts do not become hard, like a hard-boiled egg.

APPLICATION

Although Pharaoh was given many signs to know God was in control, he did not fear Him. Instead, his heart was hardened and that led to disobedience. We have warning signs too. Not only are there signs that warn us about physical dangers, like we discussed earlier today, but the Bible is also full of warning signs. The Ten Commandments are a good example of some of these warnings, and there are many others. Therefore, what do we need to do to learn how to fear God and try to be obedient to Him in every area of our lives?

Memory Verse:

8 19 Then the magicians said to Pharaoh, "This is the finger of God." But Pharaoh's heart grew hard, and he did not heed them, just as the Lord had said.

22 And in that day I will set apart the land of Goshen, in which My people dwell, that no swarms of flies shall be there, in order that you may know that I am the Lord in the midst of the land. 23 I will make a difference between My people and your people. Tomorrow this sign shall be.

CHAPTERS 11 & 12: The Passover

Servant's Preparation:

Read Exodus Chapters 11 and 12.

Read the interpretation of the chapters in Interpretation of the Book of Exodus by Father Tadros Yacoub Malaty:

<http://www.orthodoxebooks.org/sites/default/files/pdfs/Exodus%20-%20Father%20Tadros%20Yacoub%20Malaty.pdf>


Brief introduction:


At the beginning of each lesson, please review book overview questions:

- ✓ *What is the meaning of Exodus?* Departure, going out. It refers to the departure of the children of Israel from Egypt.
- ✓ *Who wrote the Book of Exodus?* Moses the Prophet
- ✓ *What is the structure of the Book of Exodus?* It tells the story of bondage of the Israelites in Egypt, their exodus from Egypt to Sinai and the story of their journey in Sinai.



Main Points in the Chapters:

1. Death of the first born announced (chapter 11)
2. The Passover instituted (12: 1-28)
3. The tenth plague: Death of the firstborn (12: 29, 30)
4. The Exodus (12: 31-42)
5. Passover regulations (12: 43-51)





EXODUS 11



Egypt
"ALL THE FIRST-BORN WILL DIE"

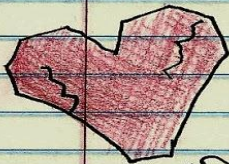


"But against any of the sons of Israel a dog will not even bark..."

Everyone will know these deaths are Pharaoh's fault - Not Moses or Israel's

v53 the Lord gave the people favor in the sight of the Egyptians

THE LORD



← SIN

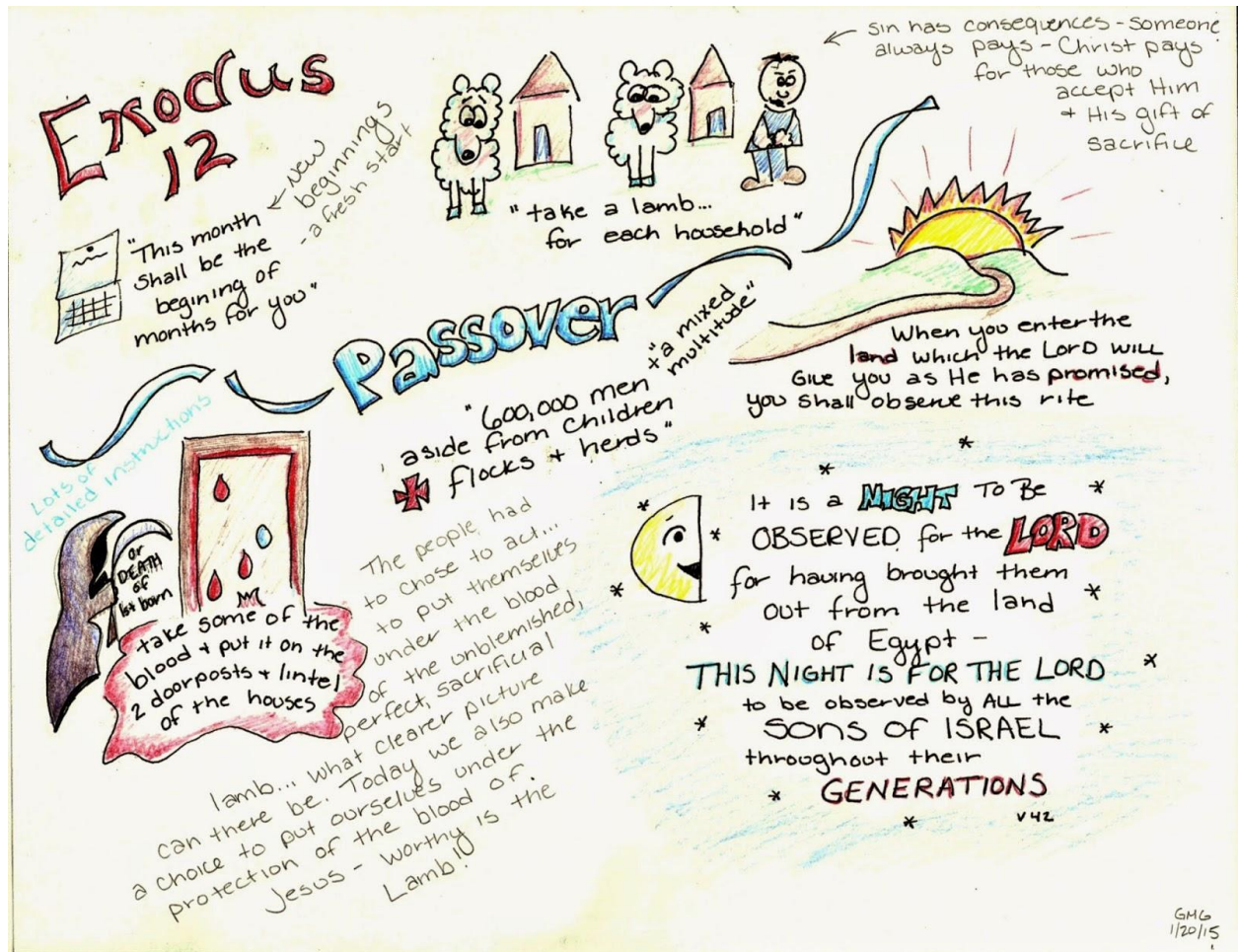
HARDENED PHAROAH'S HEART

the death of the firstborn was a horrible event... but it was to save the people + make known God's power / plan + protection of His people.

My Wonders will be multiplied in the land of EGYPT

"Let not your heart be hardened by the deceitfulness of sin" Heb 3:13

What if God did not directly reach down + Harden his heart? Just because He exists + the Pharaoh has to try harder + harder to deny Him



Lesson:

Explain the main events of the chapters with a picture for each event, reading parts of the chapter. You may use the Activities method below to tell the story, but be sure to mention the details below.

- God tells Moses that He will send the last plague after which Pharaoh will let the people go, and to tell the people to ask their neighbors for articles of silver and gold.
- Moses tells Pharaoh that at midnight all of the Egyptians' firstborn will die, both rich and poor, and even the animals. But the Israelites will remain safe.
- Pharaoh still hardens his heart.
- The Lord institutes the Passover:
 - "This month shall be your beginning of months; it shall be the first month of the year to you."
 - On the 10th of the month, every household will get a lamb that's male, 1 year old, without blemish.
 - Kill the lamb on the 14th day at twilight.

- Take *some* of the blood and put *it* on the two doorposts and on the lintel of the houses where they eat it.
- Eat it roasted with unleavened bread (as they didn't have time to make leavened bread) and bitter herbs.
- Eat it all completely and nothing should remain until morning. What remains gets burned.
- Eat it with belt and sandals on and with staff in hand (to be ready for the exodus) and eat it in a hurry.
- When the firstborn of the Egyptians die, the Israelites' homes will be spared because of the blood. (Passover)
- Observe the Feast of the Passover and the Feast of Unleavened Bread.
- The Lamb is a symbol of Christ who suffered and died for us and saved us through His blood.
- The 10th plague takes place.
- Pharaoh lets the people go.
- All in all, the Israelites lived in Egypt for 430 years.
- Passover regulations:
 - No uncircumcised can eat it.
 - It shall be eaten in one house.
 - None of its bones will be broken.


Lesson Aim

Our God is just, but we are saved through the blood of the Lamb.



Old and New Feasts

Old Testament
Passover Feast



New Testament
Lord's Supper



**OLD
TESTAMENT**
PROPHECY

**NEW
TESTAMENT**
FULFILLMENT

Lamb's blood  Christ's blood

Protection from
disaster  Eternal life

Freedom from
slavery  Forgiveness
of sins

<i>Passover Observance</i>	<i>Messianic Significance</i>
The lamb was without blemish.	Jesus was examined and found without blemish (Mat 21:23; 27:1-2; 11-14; 17-26; Luke 3:2; John 11:49-53).
The lamb was a male of the first year.	Jesus was the firstborn Son of God.
The lamb was set aside for four days on the tenth of Nisan.	Jesus entered Jerusalem and the temple on public display for four days on the tenth of Nisan.
The penalty was imposed the moment the lamb was chosen.	Christ received the death penalty for our sin before He was born.
The lamb was killed between the evenings at 3:00 P.M.	Jesus died in the seventh hour, 3:00 P.M. (Mark 15:33-37).
The lamb's bones were not broken (Ex. 12:46, Num. 9:12).	Jesus' bones were not broken. (Ps. 34:20; John 19:31)
The blood of the lamb applied to the door saved the Israelites' firstborn.	The blood of Christ saves us.
The body of the lamb must be eaten the same night (Ex. 12:8).	Jesus was crucified, suffered, and died in the same night.
No work was to be done on the Passover. The Israelites could not save themselves. Even if they should have spent all the night in prayer, the destroying angel would have broken in upon them, and slain their first-born if the blood was not on the door.	The blood of Jesus saves us, not our works. (1 Peter 1:18-21).

Activities

Lesson Opening: Our God is Just

Ask: Does anyone know what the word justice means? (*To treat someone or something fairly*).

Ask: Can anyone think of an example of someone receiving justice? (*Being punished when we do something wrong, a criminal being put in jail, etc.*)

Say: God is a just God. That means that when we do something wrong (sin) He will never sweep it under the rug. God doesn't turn a blind eye to sin and evil in the world, just like He didn't turn a blind eye to

the sins of the Egyptians. God takes sin seriously, but He also provides a way for His people to be saved!

Say: In today's lesson we will hear about God's justice towards Egypt and the Israelites, and how He provided a way of salvation for His people.

Tell the Story

Say: God had sent 9 plagues upon Egypt to demonstrate His mighty power so that His name would be made great. But Pharaoh refused to free the Israelites from slavery. His heart was hard towards God! Moses had warned Pharaoh that there was one final plague coming, and it would be worse than the first nine. Let's read from God's Word to find out what this plague would be.

Read Exodus 11:4-6: *"So Moses said, 'This is what the LORD says; 'About midnight I will go throughout Egypt. Every firstborn son in Egypt will die, from the firstborn son of Pharaoh, who sits on the throne, to the firstborn son of the slave girl, who is at her hand mill, and all the firstborn of the cattle as well. There will be loud wailing throughout Egypt—worse than there has ever been or ever will be again.'"*

Ask: Who can tell me what the final plague is? (Allow time for kids to respond.)

Say: That's right. The firstborn son in every Egyptian family would die.

Ask: Why do you think God would do this to the Egyptians? (Allow time for kids to respond.)

Say: Our God is a just God. That means that He takes sin very seriously and punishes those who harden their hearts against Him. God had every right to punish the Egyptians for refusing to obey Him. By sending the first nine plagues God had put His power on display for Egypt to see, yet they still remained disobedient. Now God would show His justice.

Say: God had a special task for the Israelites in order to spare them from this final plague. Each Israelite family was to take a one-year old, unblemished lamb and slaughter it. They were to eat the meat along with a special meal of bitter herbs and bread without yeast. Then God gave them some other interesting instructions. Let's read God's Word and as we do, listen to see if you can hear what God's instructions were to His people.

Read Exodus 12: 7, 12-13: *"Then they are to take some of the blood and put it on the sides and tops of the doorframes of the houses where they eat the lambs. On that same night I will pass through Egypt and strike down every firstborn—both men and animals—and I will bring judgment on all of gods of Egypt. I am the Lord. The blood will be a sign for you on the houses where you are; and when I see the blood, I will pass over you. No destructive plague will touch you when I strike Egypt."*

Ask: What did God tell them to do with the lamb's blood? (Allow time for kids to answer.)

Say: That's right. He instructed them to put the blood on their doorframes. When God moved through Egypt, He would see the blood and the firstborn sons within those homes would not be killed. God was showing His great mercy on His people!

Say: Did you know that even today God's people are saved by the blood of a lamb? Jesus is just like the unblemished lambs that the Israelites were to use on Passover night. But we don't put Jesus' blood on our doorframes do we? Instead, when we trust in Jesus to save us from our sins, we are in a sense covered by His blood and are saved! Now, when God brings judgment, rather than face punishment, God passes over us and forgives our sins.

Say: That night God moved through Egypt and just as He had said, all the firstborn sons died, including Pharaoh's own son.

Read Exodus 12:31: *"During the night Pharaoh summoned Moses and Aaron and said, 'Up! Leave my people you and the Israelites! God, worship the Lords as you have requested. Take your flocks and herds, as you have said and God. And also bless me.'"*

Say: Finally Pharaoh relented and allowed the Israelites to leave Egypt. It might seem like this is the end of the story, but it's really just the beginning of the story of God leading His people to their own land. We'll hear more about it in the coming weeks.

Learning Activity 1: Chain Story

Supplies: None

- Have kids sit in a circle. Choose one person to start telling the story using only one sentence. The next kid will continue the story using one more sentence. Go around the circle until the whole story has been re-told.

Learning Activity 2: Covered by the Blood

Supplies: Marker board and marker

- Draw a large doorframe on the board and **ask** what it was that God told the Israelites to spread across their doorframes.
- **Say:** Sometimes we think that we can be saved by the things we do or the way we act. We wrongly believe that if we're just good enough we can earn our salvation from God. [*Write "Be Good" on the doorframe.*]
- **Say:** We might even think that if we read our Bible enough that God will be happy with us and forgive our sin. [*Write: "Read Bible" on the doorframe.*]
- **Ask:** What are ways that you can think of that we try to earn God's favor and salvation? [*Write their answers on or around the frame.*]
- **Ask:** Who remembers the main point from today's lesson? (God's people are saved by the blood of the Lamb.) **Explain** that the only way we can be truly forgiven of our sins and avoid God's judgment is if we put our trust in Jesus. It doesn't matter how hard we try, if we aren't covered with the blood of Jesus, there is no way that we can stand before God. [*Erase the other things the kids thought of and write "Blood of the Lamb."*]
- **Pray** that the kids would trust Jesus to forgive their sins.

Memory Verse:

13 Now the blood shall be a sign for you on the houses where you are. And when I see the blood, I will pass over you; and the plague shall not be on you to destroy you when I strike the land of Egypt.

UNIT TWO: FROM EGYPT TO SINAI

CHAPTER 13: Consecration of the firstborn

Servant's Preparation:

Read Exodus Chapter 13.

Read the interpretation of the chapter in Interpretation of the Book of Exodus by Father Tadros Yacoub Malaty:

<http://www.orthodoxebooks.org/sites/default/files/pdfs/Exodus%20-%20Father%20Tadros%20Yacoub%20Malaty.pdf>


Brief introduction:

At the beginning of each lesson, please review book overview questions:

- ✓ *What is the meaning of Exodus?* Departure, going out. It refers to the departure of the children of Israel from Egypt.
- ✓ *Who wrote the Book of Exodus?* Moses the Prophet
- ✓ *What is the structure of the Book of Exodus?* It tells the story of bondage of the Israelites in Egypt, their exodus from Egypt to Sinai and the story of their journey in Sinai.

Main Points in the Chapter:

1. Sanctification of the firstborn (and Feast of Unleavened Bread) (1 – 16)
2. Wandering of the people (17 – 18)
3. The bones of Joseph (19)
4. Camping in Etham (20 – 22)



EXODUS 13



"Sanctify to Me every firstborn"

Males

Clean = sacrifice
Unclean = destroy or redeem


* men are redeemed



the LORD brought you out of this place

7 Days

unleavened



- Leaven is used as a symbol of sin in the Bible -
So after eating all the Passover lamb (no picking and choosing) you have 7 days of no leaven... Like being cleansed of sin by the blood of Christ... and then first fruits. Lots of symbolism



God led the people of the wilderness to the Red Sea

The LORD was going before them in
A PILLAR OF CLOUD
BY DAY and in a
PILLAR OF FIRE BY NIGHT



* wow! can you imagine seeing God day in + day out? You would think that would make it easier to be obedient. But because we are fallen, even this is not enough to keep us from sin

- God did not take them by the most direct route. This he did for their protection. Its hard for us to follow God when we think we can see an easier way... but God sees the whole picture.

Notes on Joseph's bones: In Gen 50:24-25 Joseph is dying + had the sons of Israel swear to take his bones with them - His faith in God extended even beyond the grave. One note says 300 years had passed... but God makes sure everything is done when the time is right.

Lesson:

Explain the main events of the chapters with a picture for each event, reading parts of the chapter.

- The Lord tells Moses to consecrate every firstborn male to Him, whether man or animal.
- Moses teaches the people to celebrate the Feast of Unleavened Bread for seven days in remembrance of what happened in Egypt.
- The Lord leads the Israelites by way of the wilderness of the Red Sea instead of by the way of the Land of the Philistines so that they don't go into war with the Philistines and decide to return to Egypt.
- Moses carries Joseph's bones with him as Joseph put the Israelites under oath to do so.
- God leads the people in a pillar of cloud by day and in a pillar of fire by night.

Lesson Aim

God is with us, He takes care of us and He guides us.

Activities

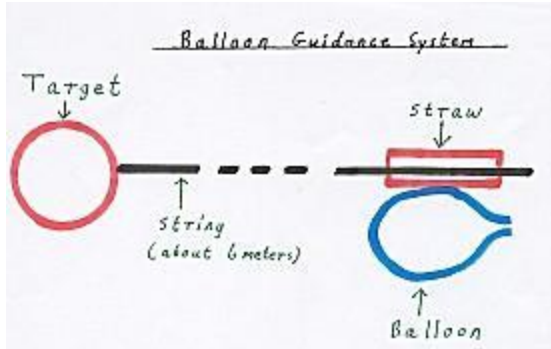
God's Guidance

Balloon Experiment:

We are all on a journey through life, and God has given us two things to help us – His Word, the Bible and the Holy Spirit. If, however, we try and travel through life on our own – without calling on God to Guide us – we will make mistakes, and go off in directions that are not part of God's plan for us.

Produce an ordinary (round) balloon. Blow it up, but do not tie it. Choose a volunteer to be your target. Have him/her stand about 6 meters away. This balloon represents a person trying to go through life on their own. Most people do want to go the right way. Their intentions are good. Therefore I am starting off by pointing the balloon at the target, but let's see what will happen when I let go! It will almost certainly miss the target. Repeat a few times. You may be able to obtain Rocket balloons. These are long, and buzz as they travel through the air. Children love them, but they will still miss their targets!

What this balloon needs is a Guidance system – something to help it hit its target. I have one right here. Produce a 6 or 7 meter piece of string, and thread one end through a drinking straw. Have a second volunteer stand just behind the target, holding the other end. Blow up your balloon and tape it under the straw – see Attachment. Let the balloon go, and watch it hit its target. That balloon kept right on target, because it had something to guide it. In the same way, we will stay on target in our journey through life – If we let the Bible and the Holy Spirit guide us.



Cornflakes and Magnet Experiment:

How can you compare God's guidance with a cornflake?

To find out, conduct this science experiment: <https://www.youtube.com/watch?v=H1zfwXbrdcY>

Theme:

God's guidance, hearing His voice, knowing His will, choosing your own path

Needed:

- a magnet
- cornflakes
- a bowl of water

Put a cornflake on top of the water. Place the magnet on top of it and move the magnet around. The cornflake will follow the magnet!

Just as the cornflake is pulled along by the magnet held above it, so we may know that God wants to guide us. He wants to lead us. In Psalm 23 David writes: "The Lord is my shepherd, I shall not want. He makes me to lie down in green pastures, he leads me beside quiet waters, he restores my soul. He guides me in the path of righteousness for his name's sake." (Psalm 23: 1 -3)

But does this work? Is it as easy as the pulling or pushing of a cornflake with a magnet?

In the Bible we read about lots of people who hear his voice, know his will, are guided by angels. How does this work in our lives today?

Some questions to reflect on with the children:

How do you think God's guidance works? Does He force us to follow Him/to do His will? No

How does God guide us? Through the Bible, the Holy Spirit in the sacraments, our parents, our spiritual leaders (priests, Sunday School teachers)

How many people in the Bible do we know that were guided by God? Noah, Moses, Tobias, St. Paul, and many more.



This is a great [object lesson](#) to reflect with the children on the theme of God's guidance in our lives.

It is fun and easy to do with the children. If possible, they can take turns to try and move a cornflake over the water.

Memory Verse:

21 And the Lord went before them by day in a pillar of cloud to lead the way, and by night in a pillar of fire to give them light.

CHAPTER 14: Crossing of the Red Sea

Servant's Preparation:

Read Exodus Chapter 14.

Read the interpretation of the chapter in Interpretation of the Book of Exodus by Father Tadros Yacoub Malaty:

<http://www.orthodoxebooks.org/sites/default/files/pdfs/Exodus%20-%20Father%20Tadros%20Yacoub%20Malaty.pdf>

Brief introduction:

At the beginning of each lesson, please review book overview questions:

- ✓ *What is the meaning of Exodus?* Departure, going out. It refers to the departure of the children of Israel from Egypt.
- ✓ *Who wrote the Book of Exodus?* Moses the Prophet
- ✓ *What is the structure of the Book of Exodus?* It tells the story of bondage of the Israelites in Egypt, their exodus from Egypt to Sinai and the story of their journey in Sinai.

Main Points in the Chapter:

1. Camping before 'Pi Hahiroth' (1 – 2)
2. Pharaoh regrets having to let the children of Israel go (3 – 9)
3. The people murmur against Moses and Aaron (10 – 14)
4. The silent cry of Moses (15)
5. The crossing of the Red Sea (16 – 31)





EXODUS 14

Are we able to trust that God has a plan?



The People witnessed God's Power

Plagues:
blood, frogs, lice,
flies, pestilence,
boils, hail, locusts,
darkness, death of
the first borns

Pillars:
cloud & fire

& they still doubted
that God was
capable or
faithful enough
to do as He
promised.

*When people
today say
that they
would believe
if God made
Himself more
obvious... It just
is not true... He
has already
done that

the **LORD** will
FIGHT FOR
YOU
while you keep
SILENT

we always try to take charge & do

vs 14
something
when things
look like
they are going
wrong

MOSES STRETCHED OUT HIS HAND....
= so the waters were divided

Pharaoh's
army
was covered
by sea...



Lesson:

Explain the main events of the chapter with a picture for each event, reading parts of the chapter.

- Pharaoh regrets letting the Israelites go and pursues them with horses and chariots.
- The people are afraid and murmur and complain.
- Moses tells them to be still and to watch God's salvation.
- The pillar of cloud moves behind the Israelites and becomes between them and the Egyptians. It gives light to the Israelites but darkness to the Egyptians.
- God tells Moses to stretch his rod over the sea and it split and the Israelites passed.
- The Egyptians pursue the Israelites into the sea but God troubles their army and takes off their wheels.
- Moses stretches out his rod again over the sea and it covers the Egyptians and they drown.

Lesson Aim

God is a God of miracles. His power and might sustains us each day and we need to trust in Him.

Activities

PARTING THE RED SEA

After completing this lesson, the children will see that God is a God of miracles and that His power and might sustains us each day.

TOPICS

Moses, Miracles, Power of God, Protection

FIRST:

Discuss miracles with the children. What is a miracle? Have you ever seen a miracle? What is your favorite miracle from the Bible? You can also have some of the children look up the word miracle in a regular dictionary and in a Bible dictionary.

SCRIPTURE READING AND DISCUSSION

Introduction:

Last time you will remember how the Pharaoh of Egypt finally let the Israelites go. However, it was only after God sent ten plagues on Egypt, and in the end, the Pharaoh's son was even killed. The Israelites obeyed God, and left right away. They followed the Lord's instructions and ate the Passover meal in haste. The bread they made did not contain yeast and is called unleavened bread. This type of bread is still used today by Jewish people to celebrate God's protection from that tenth plague. Now our story finds the Israelites once again in a predicament. Many people thought it was a trap. Let's read from our Bibles to see what happened.

Read Exodus 14:5-31 (The Crossing of the Red Sea)

Discussion Questions:

1. At first Pharaoh let the Israelite people go, why did he change his mind? *(He lost the services of the Israelite people who were used like slaves, and his heart was hardened.)*
2. What did the Israelites do when they saw the Egyptians? *(Complained and blamed Moses, said they would rather go back and serve the Egyptians than die in the desert.)*
3. Who did Moses say would fight for the Israelites? *(God.)*
4. What would the Israelites need to do? *(Nothing, just to be still.)*
5. How did God keep the Egyptians away from the Israelites before they crossed the Red Sea? *(He placed a pillar of fire between the two of them.)*
6. What happened when Moses stretched out his hand over the sea the second time? *(The waters returned and Pharaoh's entire army drowned.)*
7. How did the attitudes of the Israelite people change at the end of this story? *(Instead of being afraid, they trusted God.)*
8. How do we see God's protection in this story? *(By performing a miracle to stop an enemy from doing harm.)*

PARTING THE WATERS

A science object talk to show that God's miracles are truly miraculous.

TOPICS:

Miracles, Moses, Power of God

MATERIALS:

Red food coloring
Rubbing alcohol
Flat saucer (without cup indentation)
eyedropper, water
small glass



PREPARATION:

Before class, fill a glass with water and add a few drops of red food coloring. Use an eyedropper to gather a small amount of rubbing alcohol.

WHAT YOU WILL DO:

During class, you will pour a small pool of red water into the saucer. Then using the eyedropper, squeeze out a few drips of rubbing alcohol into the center of the water. The water will separate, and form a dry spot in the middle. You will compare this trick to when God parted the Red Sea for His people to cross on

dry ground, but you will also explain how impossible it would be to part a huge sea using an eyedropper. The children will admit that only God can perform a miracle.

WHAT YOU WILL SAY:

How many of you are familiar with the story about God parting the waters of the Red Sea? Good, it is one of the most well known miracles in the Bible. God parted the Red Sea so Moses and the Israelites could cross on dry ground before Pharaoh's army. There were probably over a million people.

Would you believe it, if I said that I could part water? Well, let me show you I can. Here I have a glass of water; yes, it is red, like red sea water. Let me pour a little onto this saucer. Now watch carefully. I have a special ingredient in this eyedropper. Look what happens when I squeeze out a few drops. See, I parted the water; it is dry in the middle and has room for perhaps two ants.

Some people try to explain God's miracles with science. No wonder, science is quite remarkable. What I did was in no way a miracle. Can you imagine parting an entire sea in this way? Think of how big the eyedropper would have to be. Just picking it up would take a miracle. Only God can perform miracles. Science, no matter how remarkable, cannot explain how He does it. However, we know it is because He is an Almighty God.

THE HAMSTERS' GREAT ESCAPE

The exodus from Egypt, as told by one family's pets (Skit for two: Harry and George.)

TOPICS:

Believing, Courage, Faith, Moses, Protection, Power of God



MATERIALS:

2 animal puppets or you can just tell the story using two different voices or print the skit for the children and have two of them read and act it out.

(George rolls across the cage and slams into Harry)

Harry **What in the world are you doing George? I'm trying to sleep here! Now get back on your side of the cage.**

George Uhh I'm sorry Harry, uhhh I couldn't help it, uhh that little Israeli boy that owns us picked up our cage in such a rush, that I uhhh couldn't help it... sorry.

Harry George, ole boy, you're right. Why look, all of God's people are rushing around in a big hurry and it's the middle of the night! Something BIG must be going on! Hang on George, it looks like we're coming in for a rough landing.

George They must be in a hurry... that sure was a rough way to load us onto the camel... it looks like all God's people are leaving Egypt and we almost didn't get packed. See Harry we're on the last camel!

Harry Yeah, I see George.

George I.. I.. I.. I wonder where we're going?

Harry Settle down George, I'm sure God will watch over his people.

George I hope He watches over hamsters too! I'm worried.

Harry Pull yourself together kid, remember the scriptures. 'My shield is God Most High, who saves the upright in heart, Psalm 7:10' Look up ahead... God's people are following that pillar of fire.

George Oh yeah! And 'Psalm 9:10: Those who know your name will trust in you, for you, Lord, have never forsaken those who seek you!' (*Plays with whiskers*) I bet God's showing them the way to go.

Harry Don't look now kid, but it looks like that mean old king of Egypt has changed his mind about letting the people go.

George What do you mean Harry?

Harry **Look behind us George, see the King's army is chasing us and God's people can't go forward any longer because of the Red Sea.**

George **Uhh, let's go to the right.**

Harry **We can't, there are mountain ranges!**

George **Uhh then let's go to the left.**

Harry **Open your beady little eyes George! There are mountain ranges there too!**

George **Aghhhh we're trapped like rats!**

Harry **How many times do I have to tell you? We are hamsters, not rats!**

George **Aghhhh we are trapped like hamsters!**

Harry **Shhh settle down George. Look God's putting a big thick pillar of cloud between His people and the Egyptian army. The army has stopped, at least for the time being. "The Lord is my strength and my song; He has become my salvation. He is my God, and I will praise Him, my father's God and I will exalt Him." Exodus 15:2**

George **Boy, that sounds good. Someone should write that down. Harry, look, what's Moses doing?**

Harry **Why Moses is holding his staff and has stretched out his arm over the Red Sea. Look George! God is parting the water! We're on the move again! I knew God would protect His people.**

George **Hey Harry, uhh look the ground is dry. We are crossing on dry ground! Those walls of water look scary I'm worried!**

Harry Now, George, you need to remember what you just said and here's another one: "Know that the Lord has set apart the godly for himself; the Lord will hear when I call to Him. Psalm 4:3!"

George Somebody better start calling! HELP!!!

Harry We've been traveling a while now, but look, we've finally made it across. Don't look now but the Egyptian army is coming after us again! Look the army is crossing the Red Sea and boy their chariots are fast!

George Can't this camel go any faster?

Harry *(Rings hands)* The army is starting to gain on us, they're already about half way across the Red Sea!

George Yikes! *(Looks surprised and jumps up and down)*

Harry Look George! Moses stretched out his arm and staff over the Red Sea again! The Lord has caused the walls of water to collapse and the Egyptian army has been drowned! We're safe, we're safe, praise God!

George "Your right hand, O Lord, was majestic in power. Your right hand, O Lord, shattered the enemy." Exodus 15:6

Harry That's a good one too. Somebody should write that down.

George Thanks be to God! Look Harry, all of God's people are praising Him and shouting glory to God!

Harry Do you think these people have learned to do what God says and trust Him?

George I sure hope so. I don't want to be around if they have to learn THIS lesson again!

Harry Me neither, George, me neither.

(Harry & George step forward, out of character, and recite the following verse together)

“The Lord is my strength and my song; He has become my salvation. He is my God, and I will praise Him, my father’s God and I will exalt Him.” (Exodus 15:2)

APPLICATION

God's power is revealed in so many ways. No one but God could part a sea. God also does many powerful things for us every day. He brings the sun up in the morning, he showers the earth with rain, and makes the trees grow. He even created gravity to keep us from accidentally flying into outer space. He changes the bread and wine into Jesus’ body and blood during the liturgy, he can heal us and resolve the most difficult of problems if we truly have faith in Him. This week, everyone should spend some time in prayer, thanking God for his mighty power.

Memory Verse:

13 And Moses said to the people, “Do not be afraid. Stand still, and see the salvation of the Lord, which He will accomplish for you today. For the Egyptians whom you see today, you shall see again no more forever. 14 The Lord will fight for you, and you shall hold your peace.”

CHAPTER 15: The song of triumph

Servant’s Preparation:

Read Exodus Chapter 15.

Read the interpretation of the chapter in Interpretation of the Book of Exodus by Father Tadros Yacoub Malaty:

<http://www.orthodoxebooks.org/sites/default/files/pdfs/Exodus%20-%20Father%20Tadros%20Yacoub%20Malaty.pdf>


Brief introduction:

At the beginning of each lesson, please review book overview questions:

- ✓ *What is the meaning of Exodus?* Departure, going out. It refers to the departure of the children of Israel from Egypt.
- ✓ *Who wrote the Book of Exodus?* Moses the Prophet
- ✓ *What is the structure of the Book of Exodus?* It tells the story of bondage of the Israelites in Egypt, their exodus from Egypt to Sinai and the story of their journey in Sinai.

Main Points in the Chapter:


1. The song of triumph (1 – 19)
2. Miriam the singer (20 – 21)
3. From Marah to Elim (22 – 27)





EXODUS 15

WORSHIP



Then Moses and the sons of Israel sang this song to the LORD...^{v1} all the women went out with timbrels and dancing ^{v20}

over + over we are told to sing to the Lord! Here is the first song recorded in the Bible. Love is always action in the Bible. Singing + dancing are ways to actively worship (express love, joy + thanksgiving to our God!)

The LORD is my strength and Song ^{v2}

Do you have a song in your heart?


How fickle are we humans! already the people are grumbling again! Moses! What shall we drink???

They are not turning to God when things get rough, but at the first bump in the road they already forgot what God has already done



Moses "Cried out to the LORD, and the LORD showed him" ^{v25}

for them + the promises He has made. They turn to man (Moses) to "fix" the problem. Moses on the other hand knows that the power is not in him + turns to God. We may not understand God's Plan, but we need to stop + remember what we know about God, turn to Him in prayer + pull out a song of worship to calm our grumbling hearts!



Lesson:

Explain the main events of the chapter with a picture for each event, reading parts of the chapter.

- Moses and the children of Israel sing a song of praise to the Lord. We sing it in the First Hoos and its Lobsh in the Midnight Praises.
- Miriam also took a timbrel and sang to the Lord with the women.
- The Israelites journeyed for 3 days and found no water until they came to Marah but the water there was bitter.
- The people complained to Moses.
- Moses prayed to the Lord and He showed him a tree which when he threw it in the water it became sweet.
- They came to Elim, where there *were* 12 wells of water and 70 palm trees; so they camped there.

Lesson Aim

We can express our thankfulness to God through songs of praise.

Activities

MOSES AND MIRIAM WERE THANKFUL

After completing this lesson, the children will understand how they can express their thankfulness to God through songs of praise.

TOPICS

Thankfulness, praise

I CAN SHOW THANKFULNESS

The children will identify thankfulness in their lives.

TOPICS:

Thankfulness, praise

MATERIALS:

Activity Page



Pencils

I Can Show Thankfulness

Circle the words that show thankfulness. Then put an "X" on the words that **don't** show thankfulness.

Complaining Helping Arguing

Hugging Obeying Pouting Praising

Fighting Ignoring Serving

I like showing my thankfulness to others by (write an action):

I like showing my thankfulness to God by:

Showing thankfulness makes me feel:

Not showing thankfulness make me feel:

I am most thankful for:

PREPARATION:

Print one handout for each child. Set a handout and a pencil at each child's place. Or you can also work on this activity together as a class.

WHAT YOU WILL DO:

Ask the children to complete the handout or complete it together as a class.

Application:

Did you know that thankfulness is a choice and sometimes takes effort? Choosing to be thankful pleases God and helps us grow in our faith. Many people are prideful and only care about what they want but being thankful shows others that we know and love God.

SCRIPTURE READING AND DISCUSSION**Introduction:**

During the month of November we talk a lot about being thankful. But did you know that we can't be thankful to others if we aren't first thankful to God? Today we will begin our Thanksgiving lessons by learning how and why Moses and Miriam were thankful to God and how we can follow their examples of thankfulness.

Read Exodus 15:1-21 (Moses and Miriam are thankful for God's protection.)**Discussion Questions:**

1. How does Moses show his thankfulness to God? *(By singing a song.)*
2. Why is Moses thankful? *(Because God parted the sea and drowned his enemies.)*
3. How does Moses describe God? *(As a warrior who is powerful, strong, great, majestic, etc.)*
4. Which of God's qualities is Moses thankful for? *(His unfailing love, strength, leadership, holiness, glory, etc.)*
5. How does Moses express his thankfulness in the song? *(Through imagery such as, "By the blast of your nostrils the waters piled up," and by praising God.)*
6. Who else expresses thankfulness through a song? *(Miriam, Moses' and Aaron's sister.)*
7. What is the additional way that thankfulness is expressed? *(Through musical instruments, such as the timbrel.)*
8. How does the second song describe God? *(As highly exalted.)*
9. Can we show our thankfulness to God in the same ways? *(Yes!)*

Conclusion: Moses and Miriam showed thankfulness to God through songs, worship, and by playing musical instruments. And we can show our thankfulness in the same ways! Music is one of the most familiar ways we can express our thankfulness, and God is pleased when we sing and praise Him with thankful hearts.

THANKFULNESS Pictionary

The children will guess the pictures to discover how to show thankfulness.

TOPICS:

Thankfulness

MATERIALS:

Handout

White board w/markers and eraser, or blackboard and chalk, or sheets of paper pencil.



Thankfulness Pictionary

Reading the Bible.	Writing a thank you card.
Singing songs of praise.	Playing an instrument.
Giving a hug.	Giving money or possessions to help someone.
Sharing a toy or game with a friend.	Helping my parents with chores.
Drawing a picture.	Giving a gift.

PREPARATION:

Print the handout and cut out the prompts. Turn the prompts upside down on a table.

WHAT YOU WILL DO:

Explain to the class that they will play a game of Pictionary about thankfulness (consider reminding the children that they will draw pictures without talking, writing words, or making sounds). Allow a volunteer to choose a prompt and begin drawing the picture. (Or you can pick out the prompt for each child.) The child who correctly guesses the picture gets to have the next turn. Continue the game until all the prompts have been used. If desired, children may draw additional ways to show thankfulness. Application: Our friends and family members shouldn't have to "guess" if we're thankful! When we obey God, share with others, and work hard to show kindness and love, then it will be evident that we are thankful for what He has given us.

APPLICATION

Prepare a list of words (with pronunciations) in other languages for the words "thank you." Model the words for the class and invite the children to try pronouncing the words. Remind the class that while it's great to say, "thank you," it's even better to show our thankfulness through actions.

Memory Verse:

2 The Lord is my strength and song,

And He has become my salvation;

He is my God, and I will praise Him;

My father's God, and I will exalt Him.

CHAPTER 16: The temptation of food

Servant's Preparation:

Read Exodus Chapter 16.

Read the interpretation of the chapter in Interpretation of the Book of Exodus by Father Tadros Yacoub Malaty:

<http://www.orthodoxebooks.org/sites/default/files/pdfs/Exodus%20-%20Father%20Tadros%20Yacoub%20Malaty.pdf>



Brief introduction:

At the beginning of each lesson, please review book overview questions:

- ✓ *What is the meaning of Exodus?* Departure, going out. It refers to the departure of the children of Israel from Egypt.
- ✓ *Who wrote the Book of Exodus?* Moses the Prophet
- ✓ *What is the structure of the Book of Exodus?* It tells the story of bondage of the Israelites in Egypt, their exodus from Egypt to Sinai and the story of their journey in Sinai.

Main Points in the Chapter:


1. In the wilderness of Sin (1)
2. Murmur of the people (2 – 3)
3. The Manna and the quails (4 – 21)
4. The Law of the holy Sabbath (22 – 31)
5. The pot of Manna (32 – 36)




EXODUS 16



Instead of getting angry at the people for already forgetting what He has done for them He provides even more.



"I will rain bread from heaven" v4



"The whole congregation of the sons of Israel grumbled against Moses + Aaron in the wilderness" v2

MANNA

FROM

HEAVEN



"In the morning you will see the glory of the LORD for HE HEARS YOUR GRUMBLINGS AGAINST the LORD" v7

Grumbling + complaining is always against God!



6 Days you shall gather it but on the 7TH DAY, THE Sabbath, there will be none." v26

Do I trust provide? God to

"Gather of it every man as much as he should eat" v16

Take just what you need ->

* 1st thing in the morning go out + gather what you need for the day to sustain them... reminds me of prayer + bible study to start the day. People had to make the effort + follow God's instructions to receive HIS gift.

"...that I may test them, whether or not they will walk in my instruction." v4
God is training them - showing them how + why to trust Him

"I am the living bread that came down out of heaven..." JOHN 6:51

Jesus is the true bread of life! ☺

40 YEARS

Lesson:

Explain the main events of the chapter with a picture for each event, reading parts of the chapter.

- The Israelites complain to Moses that they don't have food and long for the food they had in Egypt.
- God sends quail in the evening and bread from heaven in the morning. They called the bread Manna because they didn't know what it was and it tasted like wafers made with honey.
- God commands that the people gather only as much as they and their family need of the Manna, not more or less, and not to keep any of it until the morning. Those who did not obey found that the Manna they left over bred worms and stank.
- God commands that on the 6th day, the people gather twice as much for the next day such that they're able to rest on the Sabbath.
- Moses keeps a pot of Manna as a memorial.
- The Israelites ate the Manna for 40 years.

Lesson Aim

We can trust God to give us what we need.

Activities

Ask: What happened to the Israelites after they left Egypt? (Pharaoh's army came after them; God parted the Red Sea to rescue them.)

Say: God took good care of his special people, the Israelites. Today we'll learn what happened after they escaped from the Egyptian army.

Distribute cups of sweetened cornflakes or crunchy snacks. Or, the children can bring their own crunchy snacks if they prefer or if that's more suitable.

As you listen to the story, eat one piece of your snack each time you hear the word **food**. Read the following story, cuing children when to eat their "manna" snacks.

After the Israelites left the Red Sea, they started on their long journey to Canaan, the land God had promised them. Their journey took them through a hot, dry desert where there wasn't very much **food** or water. The Israelites had been excited when they left Egypt. They had been even more excited when God parted the Red Sea and saved them from Pharaoh's army. But it wasn't long before they were grumbling and complaining.

"We're starving!" they whined. "We might have been slaves in Egypt, but at least we had lots of **food**! Now we'll probably die from hunger."

God told Moses, “I’ve heard my people complaining to you. So I’ll send the Israelites special **food** from heaven. Tell them to go outside each day and collect just enough **food** for that day. On the sixth day of the week, have them collect twice as much **food** so they won’t have to work on the Sabbath.”

Moses obeyed and told the people just what God had said. That night, birds called quail flew into the Israelites’ camp. The people were happy to have fresh, delicious meat for dinner that night. But the next morning, they found an even better surprise! Thin, sweet flakes were covering the ground. The Israelites tasted the flakes and discovered that this **food** was different from anything they’d ever tasted before. This was special **food** straight from God! The Israelites called it “manna.”

Each day, God’s people collected jars of manna. And each day, they found plenty of manna for everyone. Some people ignored God’s rule about collecting just enough **food** for one day. But when they tried to collect more, the manna spoiled, and they couldn’t eat it.

As the Israelites traveled across the desert, God sent manna for them every day. When they ate their manna, the Israelites remembered that they could trust God to give them everything they needed—even **food** in the desert.

Ask:

- What did the Israelites need in the desert? (Food; water.)
- How did God give them what they needed? (He sent special birds for them to eat; he gave them manna; God sent food from heaven.)
- What happened when people collected too much manna? (It went bad; it spoiled; they couldn’t eat it.)

Say: The Israelites learned to trust God for the things they needed. They had to trust that God would send food each day. We can trust God to give us what we need, too. Like the Israelites, we know that God will provide for our needs. As you’re finishing your manna snacks, think of all the things God provides each day.

Allow children to finish their cups of cereal, and then move on to the next activity.

Skit:

You can print this skit and two of the children and read/act it to teach the children about the difference between needs and wants.



Pockets: It's just not fair.

Teacher: What's not fair, Pockets?

Pockets: *(Pouting)* I can't believe my mom won't get it for me. I need it so much!

Teacher: What do you need?

Pockets: There's this new video game called "Showdown at the Red Sea," and I've just gotta have it. It's about God and Moses battling the Egyptians and all that stuff. All my friends have it, and I need it, too.

Teacher: That sounds like a neat game, but do you really need it?

Pockets: Yes, yes, yes...I do!

Teacher: Pockets, needs are something you just couldn't live without. Children, can you name some things we can't live without? *(Call on children to name needs such as health, air, food, clean water, and clothing.)* Do you think you could live without a video game?

Pockets: Well...uh...I guess so.

Teacher: Our bodies need air, food, water, and shelter. Of course, there are other things we'd like to have. Those are called wants. Can anyone tell me some things you want? *(Let children tell wants such as new games, trips to Disneyland, candy, or more birthday presents.)*

Pockets: So the video game is just a want, not a need.

Teacher: I think you've got it, Pockets. It's important to know the difference between wants and needs. ► *We can trust God to give us what we need.*

Pockets: I'm glad God always gives us what we need. I guess I can live without a video game, even though I want it a whole bunch.

Teacher: That's the spirit!

Pockets: Maybe I can start thanking God for all he gives me instead of complaining about what I want. I'll start by thanking him for food! I love food! Yummy apples, fried chicken—oh, and corn-on-the-cob...*(Exits talking about food.)*



Permission to photocopy this handout from Group's Hands-On Bible Curriculum®, Pre-K & K, granted for local church use.
Copyright © Group Publishing, Inc., 1515 Cascade Avenue, Loveland, CO 80538. group.com

Memory Verse:

11 And the Lord spoke to Moses, saying, 12 "I have heard the complaints of the children of Israel. Speak to them, saying, 'At twilight you shall eat meat, and in the morning you shall be filled with bread. And you shall know that I am the Lord your God.'"

CHAPTER 17: The temptation of water to drink

Servant's Preparation:

Read Exodus Chapter 17.

Read the interpretation of the chapter in Interpretation of the Book of Exodus by Father Tadros Yacoub Malaty:

<http://www.orthodoxebooks.org/sites/default/files/pdfs/Exodus%20-%20Father%20Tadros%20Yacoub%20Malaty.pdf>


Brief introduction:

At the beginning of each lesson, please review book overview questions:

- ✓ *What is the meaning of Exodus?* Departure, going out. It refers to the departure of the children of Israel from Egypt.
- ✓ *Who wrote the Book of Exodus?* Moses the Prophet
- ✓ *What is the structure of the Book of Exodus?* It tells the story of bondage of the Israelites in Egypt, their exodus from Egypt to Sinai and the story of their journey in Sinai.

Main Points in the Chapter:

1. In Rephidim (1)
2. The murmur of the people (2 – 4)
3. Bringing out water from the rock (5 – 7)
4. War with Amalek (8 – 16)






EXODUS 17

WE ARE THIRSTY

More grumbling + not trusting God... We people can be so slow to learn!

GRUMBLE! GRUMBLE!
 NOTICE that God does not respond until you cry out to Him


So Moses Cried out to the Lord



When Moses held his hand up... Israel prevailed... when he let his hand down Amalek prevailed.

I WILL STAND BEFORE YOU there on the rock at Horeb and you shall strike the rock, and water will come out of it, that the people may Drink

NOTICE a rock/stone is used twice in this chapter. God is our rock - our provider + support!



we all need support from other believers

But Moses' hands were heavy. Then they took a stone and he sat on it; and Aaron and Hur supported his hands, one on one side and one on the other. Thus his hands were steady until the sun set.



NOTE: HAMAN IN Esther was an Amalekite...

Lesson:

Explain the main events of the chapter with a picture for each event, reading parts of the chapter.

- The Israelites camp at Rephidim but there's no water for them to drink.
- The Israelites complain to Moses.
- Moses prays and the Lord tells him to take some of the elders of Israel and Aaron's rod, go to the rock of Horeb, strike the rock and water will come out for the people. Moses obeys.
- Joshua leads the people in fighting Amalek.
- Moses stands on top of the hill with the rod in his hand. Aaron and Hur stand with him.
- When Moses raises his hands, Israel prevails. When he lets them down, Amalek prevails.
- Moses' arms get heavy, so he sits on a stone and Aaron and Hur hold up his hands until Joshua and Israel win.
- Moses builds an altar to the Lord and calls it "The Lord is my banner".

Lesson Aim

God is always with us. We must surrender ourselves to Him.

Activities

Story Summary

This story comes as Moses and the Israelites are in the desert. They have been unhappy with their situation. God has provided manna and quail for food and water from the rock at Horeb.

Refer back to Exodus 4, where God turned Moses' shepherd staff into a snake. This is the staff that is referred to in Exodus 17:9. In Exodus 4:17, God told Moses, "But take this wooden staff in your hand. You will be able to do miraculous signs with it." This is also the same staff that Moses used to part the Red Sea.

The Amalekites came and attacked the Israelites. Moses called on Joshua to choose some men to go fight. Moses said he would stand on top of the hill with the staff of God in his hands.

The Amalekites (Amalek was the grandson of Esau, Jacob's twin brother.) The Amalekites were semi-nomadic people and known warriors, but not noble warriors. They never fought a fair fight.

As long as Moses held up his hands, holding the staff of God, the Israelites were winning. When he lowered his hands, the Amalekites were winning. When his hands grew tired, they took a stone and put it under Moses to sit on. Aaron and Hur held his hands up.

Joshua and the Israelites overtook the Amalekites. God promised to erase the memory of the Amalekites from the earth. As we continue to go through Old Testament history, we will encounter the Amalekites several times. (See the story of Esther. Haman descended from the Amalekites)

Moses built an altar and called it The Lord is my Banner.

This is actually a fairly short story. It is easy to overlook the significance of what this story reveals to us. Moses stood in complete surrender to the Lord. His upheld hands stood as an appeal to God for help. Without his surrender, the Israelites would not have won against the Amalekites.

1. Warm Up

There are two warm up questions to choose from for this week.

1. Why do people hold their arms in the air when singing to God? It is a way to show you are surrendering to God. Listen in our story today when someone raised their arms in surrender to God.
2. Have you ever helped your parents do something really important? Like fixing a car, or helping around the house? Today, we are going to learn about some people who helped Moses do something really important. Because of their help, the Israelites won an important battle.

2. Teach the Story

Teach a holistic story

This is a relatively short story, and can be read directly from the Bible. For effect, you can have the students hold their hands up above their heads for the entire time while you teach the lesson.

It is important to make sure the children understand the connections between stories. In this story, the important connection is that the Amalekites descended from Esau and that Moses' staff was the same one God did miraculous signs with during the exodus from Egypt.

You can use a large wooden stick or staff to illustrate what Moses was doing while you teach the lesson.

3. Comprehension Questions

Make sure they understand the story

First, ask the children if they have any questions about the story. If you're not sure of the answer, tell them that you'll find out and you'll let them know next time.

- Who led the fight against the Amalekites? (Joshua)
- Who were the Amalekites descendants of? (Esau)
- What did Moses do during the fight? (hold his hands up, holding the staff of God)

- What do you remember about Moses' staff from a previous story? (God turned Moses' staff into a snake to prove that he sent Moses - see Exodus 4. He also used it to part the Red Sea and to get water from the Rock of Horeb.)
- What happened when Moses lowered his hands? (Amalekites were winning)
- Who supported Moses' hands when he got tired? (Aaron and Hur)
- What did Moses do after they defeated the Amalekites? (built an altar to God)

5. Faith Questions

Help them apply the story to their lives and open up a conversation about faith and the gospel; close with prayer

- Moses had to completely surrender himself to God's plan for the battle.
- Will you completely surrender yourself to God's plan for your life?

Games:

If possible, you can play these games.

Balloons in the air

Scripture *Tomorrow I will stand on top of the hill with the staff of God in my hands. Exodus 17:9b As long as Moses held up his hands, the Israelites were winning, but whenever he lowered his hands, the Amalekites were winning. Exodus 17:11*

Supplies balloons

- Divide students into groups of three. Give each group a balloon.
- See how long they can keep it in the air by passing it around.
- Add another balloon.
- See how many balloons they can keep up.
- Moses, Aaron and Hur had to work together to keep his arms in the air during the battle.

Arm Contest

Scripture *Tomorrow I will stand on top of the hill with the staff of God in my hands. Exodus 17:9b As long as Moses held up his hands, the Israelites were winning, but whenever he lowered his hands, the Amalekites were winning. Exodus 17:11*

- Have student have a contest to see who can hold their arms up in the air for the longest amount of time.
- As time goes on, give the children things to hold - heavy things like books to hasten the end of the game if needed.

Memory Verse:

11 And so it was, when Moses held up his hand, that Israel prevailed; and when he let down his hand, Amalek prevailed.

CHAPTER 18: Moses' encounter with Jethro

Servant's Preparation:

Read Exodus Chapter 18.

Read the interpretation of the chapter in Interpretation of the Book of Exodus by Father Tadros Yacoub Malaty:

<http://www.orthodoxebooks.org/sites/default/files/pdfs/Exodus%20-%20Father%20Tadros%20Yacoub%20Malaty.pdf>


Brief introduction:

At the beginning of each lesson, please review book overview questions:

- ✓ *What is the meaning of Exodus?* Departure, going out. It refers to the departure of the children of Israel from Egypt.
- ✓ *Who wrote the Book of Exodus?* Moses the Prophet
- ✓ *What is the structure of the Book of Exodus?* It tells the story of bondage of the Israelites in Egypt, their exodus from Egypt to Sinai and the story of their journey in Sinai.

Main Points in the Chapter:

1. Jethro meets with Moses (1 – 7)
2. A talk about God (8 – 12)
3. Jethro's counsel (13 – 27)



EXODUS 18

* Moses had sent his family away to be safe & they came to him in the wilderness after hearing all that God had done

HONEY WE'RE HOME!

- ZIPPORAH - MOSES' wife
- Gershom + Eliezer his sons



- Jethro
- Priest of Midian
- Father-in-law of Moses

BLESSED be the **Lord**
v10

Why do you **alone** sit as JUDGE?...
v14

the task is too **HEAVY**... you cannot do it **ALONE**...
v18

I WILL GIVE YOU **COUNSEL**
v19



- 1 You bring the disputes to God v19
- 2 TEACH them the statutes + laws v2
- 3 SELECT →
- 4 you judge major disputes - they will judge the minor disputes

HELP WANTED

- Able bodied men
- who fear God
- men of truth
- hate dishonest gain
- will lead men

APPLY WITHIN

THEY WILL BEAR THE BURDEN WITH YOU
v22

This chapter is all about support. His family comes back to him, the word "alone" is used a couple of times. Jethro offers wise counsel as a means of support, and just as in the last chapter, when they helped support his arms, the people are now helping with everyday burdens... as a result making everyone stronger!

Lesson:

Explain the main events of the chapter with a picture for each event, reading parts of the chapter.

- Jethro, Moses' father-in-law, hears about what God has done with Moses and the Israelites, takes Zipporah (Moses' wife), and Gershom and Eliezer (his sons) and goes to see him.
- They greet each other and Moses tells Jethro about all what the Lord has done.
- Jethro praises the Lord for what He has done and offers Him sacrifices.
- Aaron and the elders of Israel come to eat with Jethro.
- The next day, Moses judges the people all day.
- Jethro advises Moses not to be the only one judging the people; otherwise both he and the people will get exhausted. Instead, he advises him to select men who fear God, to teach them how to judge between the people and to appoint them rulers of thousands, rulers of hundreds, rulers of fifties, and rulers of tens. The people would come to Moses only for great matters.
- Moses obeys Jethro and Jethro returns to his land in peace.

Lesson Aim

- 1) We should take wise advice from our clergy and older church members.
- 2) We can find answers in the Bible for our issues today.
- 3) We need to be taught how to lead and serve in the church.
- 4) We may be doing too much and it will cause us to "wear ourselves out".

Activities

Introduction to Lesson

Say: We are continuing our study of the Israelites today and the account of Moses as they travelled in the wilderness. Today we are going to study Exodus Chapter 18 – Moses' Father-in-law visits.

But first, can anyone remember what we studied last week? Allow students to raise hands and answer: we studied the fight with the Amalekites and how God was very displeased that the Amalekites tried to hurt the innocent Israelites who were wandering in the desert. We also studied that the Israelites were complaining again about lack of water and Moses was told by God to use his rod to strike the rock to make water come out and Moses obeyed God!

Jethro's Visit and Wise Advice

Ask the students:

Who should we take advice from? (Let students raise hands and answer) We should usually take advice from older and wiser people. People in the church. People we can trust and who have gone through similar experiences. We can also take advice from the Bible and we should! The Bible shows us examples

of what Godly people went through and what the result was. We can look to this for guidance. Let's think about this as we study Exodus 18.

Ask for a volunteer to read aloud **Exodus 18:1-7**

Questions:

Who was Jethro? (Moses' father-in-law.)

Who did Jethro bring to Moses in the desert? His daughter Zipporah and her two children by Moses - Gershom and Eliezer. They had stayed with Jethro when Moses with the help of God, went back to Egypt to rescue the Israelites.

Now ask someone to read **Exodus 18:8-12**.

Questions:

How did Jethro feel about Moses and God? He was pleased that Moses through God, was able to help save the Israelites and it says in verse 9 (Jethro was delighted to hear about all the good things the Lord had done).

In verse 10 what does Jethro say? Praise be to the Lord

What did Moses and Jethro do in verse 12? Offer burnt offering and other sacrifices to God.

Would you say Jethro was a believer and follower of God? Yes.

Ask for a volunteer to read **Exodus 18:13-18**

Questions:

How did Moses serve the people? By being their judge and solving disputes.

Why was Jethro concerned? Because Moses was doing all the work and the people would have to stand around all day waiting for him.

What did Jethro say was going to happen to Moses? He would wear himself out and the work is too heavy to handle alone.

What did Jethro mean by this? Let the students answer. He meant that there should be a balance between work and rest and that working too much can wear one out.

Now let's turn to **Exodus 18:19-27**, can I get a volunteer to read?

Questions:

What was Jethro's advice in verse 20? Teach them the laws and decrees so they could do some of the duties and know how to live

What were the qualifications Jethro suggested of those people who would serve in verse 21? They were to be capable, fear God, and be trustworthy. Capable means able to do the work – you wouldn't pick someone who is not qualified or who doesn't have the skills to do it. Fearing God means respecting God and living their lives in accordance with God's will. Trustworthy means able to be relied upon. If someone

asks them to do something, it gets done. If that person says they will do something, it gets done well. They can be trusted to do the job.

What role would Moses play in Jethro's plan? Moses would decide on the difficult cases and be the people's representative to God.

Did Moses obey and listen to the wise advice? Yes

In order for us to serve in the church should we be capable, fear God and be trustworthy? Yes

How can we serve in the church today? Help clean up, visit with guests and older members, help take care of the small children, sing when we are supposed to sing to God, be quiet when we are supposed to be quiet, listen to the sermon instead of playing games or bothering our brothers and sisters, etc.

Who are people we should listen to and take advice from? Our father of confession, our priests, older members in the church who fear God, are trustworthy and are capable, Godly parents who follow the Bible, etc.

Before we listen to anyone's advice, what can we do to make sure it is what God wants? Read the Bible and pray.

Ask the students if they have any questions before moving on to the next activity.

Create a Jethro's Good Advice paper chain:

Cut out strips of construction paper, write the different things you learned today on each strip of paper and create a paper chain. This can be done as a group or individual activity if time permits.



MY OWN ADVICE WORD SEARCH

The children will create their own word search about advice.

TOPICS:

Advice

MATERIALS:


Activity Page below

Pencils



- 1.
- 3.
- 5.
- 7.
- 9.

- 2.
- 4.
- 6.
- 8.
- 10.



PREPARATION:

Before class, print a handout for each child. Or you can do the activity together as a class.

WHAT YOU WILL DO:


Pass out the handouts and explain to the class that everyone will create their own word search! First, instruct each person to come up with at least ten words related to advice (such as capable, trustworthy, obey, etc). Then the children will carefully place each word into the blank word search. Words may be written horizontally, vertically, diagonally, forewords or backwards and may cross each other if the letters

fit. After all the words are placed in the puzzle, each child will fill in the remaining boxes with additional letters. For a fun twist, consider allowing the children to complete a classmate's word search.

Application: Use the words in your word search to know how to seek and how to give advice.

1000's - 100's - 50's - 10's Wheel

Each child can create this wheel with construction paper to illustrate Jethro's advice.



Memory Verse:

24 So Moses heeded the voice of his father-in-law and did all that he had said.

UNIT THREE: IN SINAI

CHAPTER 19: Preparations for the Law

Servant's Preparation:

Read Exodus Chapter 19.

Read the interpretation of the chapter in Interpretation of the Book of Exodus by Father Tadros Yacoub Malaty:

<http://www.orthodoxebooks.org/sites/default/files/pdfs/Exodus%20-%20Father%20Tadros%20Yacoub%20Malaty.pdf>

Brief introduction:

At the beginning of each lesson, please review book overview questions:

- ✓ *What is the meaning of Exodus?* Departure, going out. It refers to the departure of the children of Israel from Egypt.
- ✓ *Who wrote the Book of Exodus?* Moses the Prophet
- ✓ *What is the structure of the Book of Exodus?* It tells the story of bondage of the Israelites in Egypt, their exodus from Egypt to Sinai and the story of their journey in Sinai.

Main Points in the Chapter:

1. Need for the Law
2. The Law of Sinai (1, 2)
3. The goal of the Law (3 – 6)
4. Preparations for the Law (7 – 15)
5. Speaking to God (16 – 19)
6. Warning to the people and priests (20 – 25)



Exodus 19


IF you obey my voice and keep MY COVENANT then You shall be My own possession You shall be to Me a Kingdom of Priests and a HOLY NATION



It seems simple... Just do these things and everything will be right with God. We make promises and say "I'll do this or that," or "I will never do such-and-such again!" But these are promises we can't keep. "...for the willing is present in me, but the doing of the good is not. For the good that I want, I do not do, but I practice the very evil that I do not want." Romans 7:18-19



All that the **LORD** has spoken, we will **DO!** vs 8



The people could not approach God... if they did, they would die. Now, we can approach God through Christ.

on the third day of preparation, in the morning the cloud descended on the mountain.

Lesson:

Explain the main events of the chapter with a picture for each event, reading parts of the chapter.

- The people needed the law in order to support them, as David the Psalmist says: *"I am stranger in the earth; Do not hide your commandments from me"* (Psalm 119: 19).
- Moses went up to the Lord on Mount Sinai and the Lord told him to tell the Israelites that if they obey the Lord, they shall be a kingdom of priests and a holy nation to God.
- Moses told the people and they said that they will do all what the Lord commands.
- The Lord told Moses that He will come to him in a thick cloud and will speak to him in the sight and hearing of the people so that they believe Moses forever.
- The Lord told Moses to:
 - Consecrate the people
 - Let them wash their clothes
 - Let them be ready for the third day when the Lord comes on Mount Sinai
 - Set bounds for the people and warn them not to even touch the base of the mountain or they will die by stoning or by arrow.
 - Tell them that when the trumpet sounds long, they come near the mountain.
- On the third day, there were thunder and lightning and a thick cloud on the mountain. There was also the sound of the trumpet very loud.
- The people came near the mountain trembling and it was all in smoke and quaked.
- The Lord spoke to Moses and called him up the mountain.
- The Lord told Moses to warn the people not to come near and to warn the priests that they should consecrate themselves before coming near.
- The Lord told Moses to come back up the mountain and bring Aaron with him.

Lesson Aim

- How we should behave in the presence of God.
- We must keep our promises to God.
- We must trust in God's promises to us.

Activities

Vocabulary

Covenant: a contract, promises between two people

Holy: set apart, special

Mediator: a go-between, someone who talks for others

Lesson Exodus 19-20

Moses led the Israelites to Mount Sinai, the place where Moses talked to the Angel of the Lord at the burning bush. Moses went up to the mountain to talk to God. God said, "I brought you out of Egypt to be a special, holy nation. If you will obey me and keep my law, you will be special to me."

Moses went down to the people and told them what God said. They replied, "We will do everything that the Lord has said." Moses went to God to tell him that the Israelites agreed to the covenant. God said to seal the agreement, he would appear on the mountain to the people.

Meeting with God is a very special occasion. When we meet with important people, we get cleaned up, put on our best clothes, and act on our best behavior. God told the people to cleanse themselves for three days, not to come too close to the mountain, and to wait for the trumpets.

God is so mighty that He cannot be approached directly. His power would kill you. So He came close to the mountain, appearing as a stormy cloud, with thunder and lightning. Suddenly a loud trumpet blast filled the air. The mountain shook. The people were very scared. God called for Moses and Aaron to come to the mountain so he could give them the law.

Discussion points

- Moses acted as a go-between, a mediator. He spoke to God for the Israelites, and relayed God's will to them.
- Without a law, it is impossible to know how to please God. God gives us law so we can know we are doing what's right.
 - **Activity/Game:** Take a sticker (or other small prize) in one hand. Put both hands behind your back. Have students choose a hand. If they pick the hand with the prize, give it to them. If they don't, don't. Discuss how it's hard to know if you're making the right choice without any guidelines. Explain that the law guides us before we have to make choices, by telling us what is right and what is wrong. And picking what's right is like getting the prize. This time, tell the students which hand the prize is in, then give them the prize when they pick it. If someone chooses the other hand, despite knowing which hand it was in, discuss how many people choose to do what is wrong, even when they know ahead of time.
- If meeting God was important to the Israelites, is it important to us? How should we act when we are meeting with God in worship or prayer?

- Did the Israelites know what God's law would be before they agreed to obey it? No. their promise was based on their past relationship with God. They knew they would be taken care of, and did not fear promising their service to God.

True or False

1. The Israelites saw God face to face. F
2. The Israelites promised to obey God. T
3. God didn't promise the Israelites anything in return. F
4. God gives us law to make us miserable. F
5. We use law to tell us what is right and what is wrong. T

Review Questions



Linguistic questions

1. What is a covenant?
2. Explain how Moses acted as a mediator.
3. What makes a person holy?



Emotion questions

1. How did the Israelites feel when God's cloud appeared on the mountain?
2. Were the Israelites willing or unwilling to obey God?
3. Do you think God was pleased or not pleased that the Israelites agreed to the covenant?



Application questions

1. Does God require a commitment out of us?
2. How should we act when we are before God?
3. Are rules good or bad things?



Fact questions

1. Who acted as a go-between for God and the Israelites?
2. What frightened the Israelites?

3. How did the people do to prepare to meet God?



Review questions

1. What did the Israelites agree to do?
2. What did God promise to make of the Israelites?
3. What did God give the Israelites to help them be special?

Memory Verse:

8 Then all the people answered together and said, "All that the Lord has spoken we will do."

CHAPTER 20: The Ten Commandments

Servant's Preparation:

Read Exodus Chapter 20.

Read the interpretation of the chapter in Interpretation of the Book of Exodus by Father Tadros Yacoub Malaty:

<http://www.orthodoxebooks.org/sites/default/files/pdfs/Exodus%20-%20Father%20Tadros%20Yacoub%20Malaty.pdf>


Brief introduction:

At the beginning of each lesson, please review book overview questions:

- ✓ *What is the meaning of Exodus?* Departure, going out. It refers to the departure of the children of Israel from Egypt.
- ✓ *Who wrote the Book of Exodus?* Moses the Prophet
- ✓ *What is the structure of the Book of Exodus?* It tells the story of bondage of the Israelites in Egypt, their exodus from Egypt to Sinai and the story of their journey in Sinai.

Main Points in the Chapter:

1. An introduction to the Ten Commandments.
2. The first commandment: *"You shall have no other gods before Me"* (1-3)
3. The second commandment: *"You shall not make for yourself any carved image"* (4-6)
4. The third commandment: *"You shall not take the name of the Lord in vain"* (7)
5. The fourth commandment: Keeping the Sabbath. (8-11)
6. The fifth commandment: Honoring the father and the mother. (12)
7. The sixth commandment: *"You shall not murder"* (13)
8. The seventh commandment: *"You shall not commit adultery"* (14)
9. The eighth commandment: *"You shall not steal"* (15)
10. The ninth commandment: *"You shall not bear false witness against your neighbor"* (16)
11. The tenth commandment: *"You shall not covet ..."* (17)
12. People's fear of God's presence. (18-21)
13. A confirmation against idol worship. (22-25)



The 10 Commandments


No Other Gods
Before Me


No Idols Or
Graven Images


Don't Take God's
Name In Vain


Keep The
Sabbath Holy


Honor Your Father
And Mother



Thou Shalt
Not Kill


Don't Commit
Adultery


Do Not
Steal


Do Not
Lie


Do Not Covet
Your Neighbor's
Stuff



Exodus 20:1-17

©Copyright 2002 WayCool BibleSchool

EXODUS 20

Then **GOD** spoke
all these
words...

I AM
the
LORD YOUR **GOD!**

No OTHER
gods v3




NO!

NO IDOLS
v4

Keep the
Sabbath
v8


Don't take
the NAME
of the Lord
in vain
v7



you shall
not murder
v13



you shall not
commit
ADULTERY
v14



HONOR
your father
and mother
v12



you
SHALL
NOT **Steal**
v15



you SHALL NOT
bear false
WITNESS
v16



you SHALL NOT
COVET
v17

DO NOT BE
afraid
for **GOD** has
come... **TO**
TEST
YOU
v20

God has rescued the people from slavery & provided for them. Now He is showing them what it would take to live a perfect, sinless life. The people have agreed that "All the Lord has spoken, we will do!" But for all of us sin gets in the way...

Lesson:

Explain the main events of the chapter with a picture for each event, reading parts of the chapter.

- The Ten Commandments were written on two tablets of stone.
- The first four commandments are concerning man's relationship with God.
- The other six commandments are concerning man's relationship with his neighbor.
- The Ten Commandments:
 - The first commandment: *"You shall have no other gods before Me"*: This does not mean that other gods exist, but it means that God is a jealous God. This means that he wants our whole heart, just like in the marital relation between husband and wife, they should be faithful to each other.
 - The second commandment: *"You shall not make for yourself any carved image"*: God wanted to prevent His people from worshiping statues/idols like the neighboring nations. But God did not ban the use of icons and statues in the place of worship. He allowed them only as educational illustrations and to help us remember and think about Him and the saints. Also, when God says *"Visiting the iniquity of fathers on the children"*, this does not mean that the children will be punished for their parents' sins, but it means that God gives the wicked the chance to repent, year after year, and generation after generation, and if man persists in doing evil, he will be chastised in the third or fourth generation; not for the sins of his fathers, but for the persistence of the children to keep on the evil behavior of their fathers.
 - The third commandment: *"You shall not take the name of the Lord in vain"*: God's name is holy, that is why He commanded His people not to swear by His name falsely. We should speak the Lord's name with all veneration, and in the New Testament, we reached spiritual maturity and Jesus commanded us not to swear at all.
 - The fourth commandment: Keeping the Sabbath. As God rested on the seventh day after finishing the creation, we must also rest. In the New Testament, our Sabbath is Sunday, which is the day our Lord Jesus Christ rose from the dead. We must rest in it from all worldly work and dedicate it to the Lord.
 - The fifth commandment: Honoring the father and the mother. It is the first commandment pertaining to the relationship of man with others, showing its importance. It is also the only commandment with a reward or a promise.
 - The sixth commandment: *"You shall not murder"*. The Lord hates bloodshed. He allowed killing in certain cases in the Old Testament (such as the killing of pagans, murderers, etc.) because people during that time could not distinguish between the sinner and the sin. So by allowing killing, God was confirming his hatred of sin. However, in the New Testament, people have reached spiritual maturity. So killing the sinner no longer became the solution for the sinner, but the commitment to save him from the sin, the cause of his death.
 - The seventh commandment: *"You shall not commit adultery"*. This is not about faithfulness between husband and wife only, but it is about being pure in general.

- The eighth commandment: *“You shall not steal”*. We can understand this as not only robbing someone of something material that belongs to him/her, but also robbing a thought and attributing it to oneself. God also called refraining from giving tithes a kind of robbery because in doing so we are robbing God.
- The ninth commandment: *“You shall not bear false witness against your neighbor”*. Bearing false witness is basically lying and it can also seriously affect one’s neighbor in a negative way. Therefore, the Lord commanded His people and us not to do it.
- The tenth commandment: *“You shall not covet ...”* Coveting what is our neighbor’s means to desire wrongfully in our hearts what our neighbor has. This is not right as one should be content and thankful for what he has, and it could also lead to other sinners like stealing, hatred or hurting our neighbor.
- The people trembled and stood afar off when they saw and heard the thunder, lightning, smoke and trumpet sound.
- The Lord repeats His commandment of not worshiping any god besides Him and commands the people to build Him an altar of earth or stone.

Lesson Aim

It is important to know God’s commandments in order to be able to obey them.

Activities

THE TEN COMMANDMENTS

TOPICS

Moses, Commandments, Obedience

TEN COMMANDMENT QUIZ

How well do the children know the Ten Commandments? This little quiz will be enlightening.

MATERIALS:



TEN COMMANDMENT QUIZ

Check Yes or No to indicate which phrases below belong to the Ten Commandments given to Moses.
(Exodus 20:1-17 NIV)

Yes	No	
		1. You shall not steal
		2. You shall not smoke
		3. Honor your father and your mother
		4. You shall not make for yourself an idol or bow down to them
		5. It is best to tell the truth
		6. Do to others as you would have them do to you
		7. You shall not misuse the name of the Lord
		8. You must obey God rather than men
		9. You shall not give false testimony against your neighbor
		10. You shall not murder
		11. In God we trust
		12. You shall have no other gods before me
		13. Remember the Sabbath day by keeping it holy
		14. Be kind to the poor
		15. You shall not commit adultery
		16. You shall not covet your neighbor's property

Answer Key:

TEN COMMANDMENT QUIZ

The numbers in the "Yes" column indicate the order in which that commandment appears in the Bible.
(Exodus 20:1-17 NIV)

Yes	No	
8		1. You shall not steal
	X	2. You shall not smoke
5		3. Honor your father and your mother
2		4. You shall not make for yourself an idol or bow down to them
	X	5. It is best to tell the truth
	X	6. Do to others as you would have them do to you
3		7. You shall not misuse the name of the Lord
	X	8. You must obey God rather than men
9		9. You shall not give false testimony against your neighbor
6		10. You shall not murder
	X	11. In God we trust
1		12. You shall have no other gods before me
4		13. Remember the Sabbath day by keeping it holy
	X	14. Be kind to the poor
7		15. You shall not commit adultery
10		16. You shall not covet your neighbor's property

PREPARATION

Before class, print or make copies of the activity page for each child. Or you can have only one copy of the sheet and do the activity together as a class.

WHAT YOU WILL DO:

First give each child a copy of the handout, and follow the instructions at the top of the page. After everyone has had a chance to make their guesses and write down their answers, go over each sheet and let the children know which ones they knew and which ones they missed. Or if doing the activity as a class, read out each item on the sheet and ask the children if it's one of the ten commandments.

WHAT YOU WILL SAY:

Every time we read the Bible, we get instructions through God on how to behave correctly in our lives. We should never take God's commandments lightly. Therefore, it is important to know what they are.

God gave us the Ten Commandments to help us understand how we should act towards Him and one another. Breaking some of these commandments is punishable by law, and some are not, such as misusing the name of the Lord. You will not go to jail for that. However, breaking any of God's commandments carries spiritual consequences, such as an unhappy life, or even life without God, which is worse than jail! The Bible says, "Be careful to do what the Lord your God has commanded you; do not turn aside to the right or to the left. Walk in all the way that the Lord your God has commanded you. So that you may live and prosper and prolong your days in the land that you will possess. (Deuteronomy 5:32,33).

SCRIPTURE READING AND DISCUSSION

Introduction:

Remember in the last chapter, it had been three months since the Israelites left Egypt, and they set up camp at the foot of Mt. Sinai. God called to Moses from the mountain, and Moses went up to Him. God reminded Moses of how He freed the Israelites from Pharaoh, and how the devastation in Egypt demonstrated His power and might. Then God told Moses that if the people obey His covenants, their nation would be great and holy in His sight. Then He told Moses to have the people cleanse themselves and be ready, because in three days the Lord will come down on the mountain. The people should not attempt to go up or even touch the mountain.

So on the third day, there was thunder and lightning with a loud trumpet blast. The mountain was covered with a thick cloud of smoke, because the Lord came onto it with fire. The whole mountain trembled and all the people were afraid. No one was allowed to go to the mountain except Moses. This was the time that God gave Moses the Ten Commandments.

Read Exodus 20:1-20 (The Ten Commandments)

Discussion Questions:

1. Why do you think, "You shall have no other gods before me" is the first commandment? *(God wants us to put Him above all things. Before our toys, TV, even before our friends.)*
2. What does "You shall not misuse the name of the Lord" mean? *(The Lord is holy. Using his name in an unholy manner brings judgment to that person.)*
3. What is an idol? *(They are statues that some people worship. But for us, they're anything that keeps you from spending time with God.)*
4. "Honor your father and Mother" must be important because it too is on the list. Why? *(Parents want what is best for their children, so they teach and guide them. It is very important for children to respect their parents and to be grateful to them.)*
5. What does covet mean? *(It is having a strong desire to have what belongs to someone else.)*

CLASS EXERCISE

THE MISSING COMMANDMENT

This memory challenge will test the children's skills by having them identify a missing commandment. When they finally do, it will be a real treat.

This activity can also be done as a class. See instructions below at the end of the activity.

MATERIALS:



--- CUT INTO STRIPS ---

.....
YOU SHALL HAVE NO OTHER GODS BEFORE ME
.....

YOU SHALL NOT MAKE FOR YOURSELF AN IDOL IN THE FORM OF ANYTHING
.....

YOU SHALL NOT MISUSE THE NAME OF THE LORD
.....

REMEMBER THE SABBATH DAY BY KEEPING IT HOLY
.....

HONOR YOUR FATHER AND YOUR MOTHER
.....

YOU SHALL NOT MURDER
.....

YOU SHALL NOT COMMIT ADULTERY
.....

YOU SHALL NOT STEAL
.....

YOU SHALL NOT GIVE FALSE TESTIMONY AGAINST YOUR NEIGHBOR
.....

YOU SHALL NOT COVET YOUR NEIGHBOR'S PROPERTY
.....

Envelopes, Colored construction paper,
Glue sticks, Treats (candy, fancy pencils etc.)

PREPARATION:

Before class, print out the Ten Commandments Sheet and make enough copies for each child in the class. Cut these copies into strips with one commandment on each strip and put the sets into separate

envelopes. Then remove one of the strips from each envelope and glue or fasten one end to a piece of candy or a treat. This is the Missing Commandment.

WHAT YOU WILL DO:

At the end of the day's lesson, show the children all the treats. Tell them the only way to get their treat is to complete a little challenge. Give each child an envelope with the nine remaining commandments, a piece of colored construction paper and a glue stick. Instruct them to glue the commandments down in order on the construction paper, but to make sure and leave a space for the missing commandments. After they have glued on the nine commandments, they can come to you and identify the missing commandment. If they can find this missing commandment among the treats, which they will, then the treat is theirs. They can take the treat, and glue the missing commandment onto their project. This challenge can be completed with or without referring to their Bibles, depending on their knowledge of the Ten Commandments.

If doing this activity as a class, you can print the sheet only once and cut it into strips and play the game repeatedly by taking away one commandment without the kids seeing which one you took out and ask them to identify which is the missing commandment. Distribute the treats to everyone at the end. Or the game can be played without treats as well.

APPLICATION

The Ten Commandments are familiar to most people. Sometimes, people believe they are going to heaven just because they have not broken any of the commandments. But that is not enough. Without love, we cannot go to heaven. Also, unfortunately we all have broken at least one commandment. Everyone has failed one time or another. However, we always have the chance to repent.

If time permits, take each Commandment, and have the children give an example of what someone might do that would be breaking that commandment. For example: Honor your father and your mother. A response from a child might be: You are not honoring your father or mother when you talk back to them.

Memory Verse:

2 "I am the Lord your God, who brought you out of the land of Egypt, out of the house of bondage.

3 "You shall have no other gods before Me."

CHAPTER 21 to 23: The Law

Servant's Preparation:

Read Exodus Chapters 21 to 23.

Read the interpretation of the chapters in Interpretation of the Book of Exodus by Father Tadros Yacoub Malaty:





Brief introduction:

At the beginning of each lesson, please review book overview questions:


- ✓ *What is the meaning of Exodus?* Departure, going out. It refers to the departure of the children of Israel from Egypt.
- ✓ *Who wrote the Book of Exodus?* Moses the Prophet
- ✓ *What is the structure of the Book of Exodus?* It tells the story of bondage of the Israelites in Egypt, their exodus from Egypt to Sinai and the story of their journey in Sinai.

Main Points in the Chapters:

These chapters are a practical application of the Ten Commandments to suit the circumstances in which the Jews lived at that time.

The Hebrew slave/servant (21: 1 – 11)	
Violence (12 – 27)	
Animal-related Laws (28-35)	
Stealing/Responsibility for Property (22: 1 – 15)	

Adultery, sorcery, sacrificing to other gods (16 – 20)



Oppression (21 – 27)



Reviling and cursing (28)



Robbing the right of God (29 – 31)



Hypocrisy and partiality (23: 1 – 3)



Helping others (4 – 6)



Justice and taking no bribe (7 – 9)




The Sabbath and the rights of others (10 – 13)

The Sabbath
is a day of
REST
and
WORSHIP

©2019 Morning Bible Church - August 16, 2019
Bible.com/FreeBibleDownloads.com

Feasts (14 – 19)



The divine presence (20 – 23)



No dealing or mixing with the nations (24 – 33)



Exodus 21

Now these are the **Ordinances** which you are to set **BEFORE THEM**

Laws - rules - Judgements

MALE SLAVE



These are my rights as a slave!

SLAVES

- work for 6 years + set free the 7th
- if he brings a wife, she is set free w/ him
- he can chose to stay permanently if he loves his master + family given to him by his master



FEMALE SLAVE

- if a daughter is sold as slave - she is not set free like the males
- if master does not want her he will let he be redeemed + may not sell her to a foreign people b/c of his unfairness to her
- if she is for his son he must treat her as a daughter
- if he takes another, he may not reduce her food, clothing or conjugal rights - otherwise he must free her

Crimes whose PUNISHMENT is **DEATH**

purposefully killing another man

Kidnapping or selling people

Cursing or striking Father + mother

BOTH MUST BE SET FREE IF THE MASTER STRIKES THEM AND THEY LOSE AN EYE OR TOOTH



Ox must die if he kills someone
Owner must die or pay ransom if ox was able to kill someone because of negligence

if an ox dies: man responsible must pay + give ox back

IF AN OX KILLS ANOTHER MAN'S OX:
accidental - men split the live + dead ox
negligence - owner keeps the dead ox as well as being paid another ox

Justice is to be fair, NOT too HARSH it must fit the crime

for an =

vs 24

As much as I hate the thought of slavery, it is clear that the slavery defined here in the Bible is much different than what we typically think of. As a part of the culture of that time, these rules were trying to make sure that people were treated fairly + kindly while still working within the cultural norms of the times.

Exodus 22

Thou shall not steal!

For every breach of **TRUST**... he whom the **JUDGES** CONDEMN shall pay double to his NEIGHBOR v59



DEATH



If you lend money to my people... ? ? ?

Do not take advantage of people... especially those weaker than yourself!
you... to the POOR among you... you shall not charge him **INTEREST** v25

You shall not afflict any widows or orphans...



I will surely hear his **CRY**...

My **ANGER** will be kindled and I will kill you with the **SWORD** v22-24

YOU SHALL BE **HOLY** **MEN** TO ME v31

FIRSTBORN



YOU SHALL GIVE TO ME v29-30

All good things come from God! We acknowledge that by giving back to Him ☺ Plus it gives us opportunities to practice thankfulness and trust.

Exodus 23



... do not join your HAND with a wicked man...

to be a malicious **WITNESS** vs.1

We have a God that values honesty, fairness and justice



CROPS

God has these rules to care for His people

6 years gather 7th lie fallow so that the needy may eat v.10-11



JUSTICE

- D** ← bear false report, v1
- O** ← follow the masses in doing evil v2
- O** ← testify... in order to pervert justice v2
- N** ← be partial v3
- O** ← kill the innocent v7
- T** ← take a bribe v8
- O** ← oppress a stranger v9



6 Days work, 7th day rest

- 3 feasts
- unleavened bread
- Firstfruits
- Ingathering

v.14-17


God gives us some of His reasons behind these laws and His choice of timing. It's important to know that even if we don't understand something, God still has a reason and a plan.



I will not drive them out before you in a single year, that the land may not become desolate and the beasts of the field become too numerous for you. I will drive them out... little by little until you become fruitful v.29-30

I am going to send an angel before you to guard you and to bring you into the place which I have prepared v.20

*angels don't really have wings :)



Lesson:

Explain the laws covered in the chapters with a picture for each law, reading parts of the chapter. These laws are a practical application of the Ten Commandments to suit the circumstances in which the Jews lived at that time. They address almost every situation and are very thorough.

- Laws regarding slaves/servants:
 - The pagan nations used to treat slaves in a completely inhumane way. The laws that God gave to Moses returned to the slaves their humanity. It was not possible to eliminate slavery altogether all of a sudden.
 - Hebrew slaves were to be treated as brothers, not with humiliation.
 - Hebrew slaves were to regain their freedom after six years.
 - Hebrew slaves were given the right to choose whether to go free or to remain with their masters forever.
- Violence:
 - Killing with premeditation: The killer should die; nothing could protect him, even if he takes refuge in the Lord's altar (Ex. 21: 14). Killing a free man or a slave are equally punished (Ex. 21: 16). As mentioned in a prior lesson, although God hates killing, he allowed it in certain cases because people during that time could not distinguish between the sinner and the sin. So by allowing killing, God was confirming his hatred of sin.
 - The Law considered striking or cursing a father or mother, a kind of killing that should also be punished by death (Ex. 21: 15, 17).
 - Killing without premeditation (Ex. 21: 13): The killer in this case has the right to flee to a city of refuge from the avenger of blood, and he shall dwell in that city until the death of the one who is the high priest in those days. Then, the slayer may return and safely come to his own city from which he fled (Numbers 35: 11; Deuteronomy 19: 3; Joshua 2: 3).
- Animal-related laws:
 - In these laws, the Lord counted negligence a sin to be punished.
- Stealing/Responsibility for Property:
 - These laws show that God is not only concerned with man's life and his body, but also with his possessions.
 - Stealing is not confined to breaking in, but may happen also through negligence. For example, if a man lets his animal loose and it feeds in another man's field, or if he kindles fire to consume thorns in his field, so that it also consumed his neighbor's crops, he shall have to give restitution.
- Adultery, sorcery, sacrificing to other gods:
 - Adultery is a sin of impurity and God wants us to be pure.
 - Sorcery is forbidden by God because we should not seek magic for help, but we should seek only God.

- o Sacrificing to other gods is a form of betrayal and unfaithfulness to God and is a form of impurity like a husband or wife who betrays his/her spouse.
- Oppression:
 - o These are laws to protect strangers, widows, orphans and the poor from being oppressed and mistreated.
 - o When the weak cry out to God, He hears their voice and helps them.
 - o Since the Israelites were oppressed in Egypt, they should remember how that felt and they should not oppress the weak.
- Reviling and cursing:
 - o “You shall not revile God, nor curse a ruler of your people.” We learn from this to always respect our clergy.
- Robbing the right of God:
 - o We should give God what is due to Him without cheating or negligence. For example, give the tithes of our money and our time and give Him with all our hearts the best we have.
- Hypocrisy and partiality:
 - o These laws command us against gossip, false witness, being swayed by the crowd to do the wrong thing, and treating some better than others.
- Helping others:
 - o Here, God commands us to help even our enemies.
- Justice and taking no bribe:
 - o God teaches us here that taking a bribe blinds us from the truth and can make us tell lies.
- The Sabbath and the rights of others:
 - o The Sabbath is a day of rest, not only for man but also for the land (the seventh year), the animals, the servants and the strangers.
- Feasts:
 - o The feasts mentioned here are: the Feast of Unleavened Bread (to remember coming out of Egypt), the Feast of Harvest and the Feast of Ingathering (when they harvest what they’ve sown in their fields).
- The divine presence:
 - o God promises to be with His people if they obey Him.
- No dealing or mixing with the nations:
 - o God commands His people not to worship idols like the other nations and not to behave like them. For us now, idols are not only statues but they can be money, games, TV, basically anything that drives us away from God; and the nations for us now are those who don’t follow God’s commandments.

Lesson Aim

God not only provided His people with the Ten Commandments, but He also provided a detailed practical application of those commandments. God's laws are a model after which laws were set across the ages, even today's laws.

If we obey God's commandments, He will fulfill His promises to us.

Activities

After going over the Lesson with the children and explaining each law with the pictures, play a memory game by showing the pictures from the "Main Points in the Chapters" section above to the children one by one to see if they remember which law each picture represents.

Memory Verse:

23 *25 "So you shall serve the Lord your God, and He will bless your bread and your water. And I will take sickness away from the midst of you."*

CHAPTER 24: The divine covenant and the role of the congregation

Servant's Preparation:

Read Exodus Chapter 24.

Read the interpretation of the chapter in Interpretation of the Book of Exodus by Father Tadros Yacoub Malaty:

<http://www.orthodoxebooks.org/sites/default/files/pdfs/Exodus%20-%20Father%20Tadros%20Yacoub%20Malaty.pdf>

Brief introduction:

At the beginning of each lesson, please review book overview questions:

- ✓ *What is the meaning of Exodus?* Departure, going out. It refers to the departure of the children of Israel from Egypt.
- ✓ *Who wrote the Book of Exodus?* Moses the Prophet
- ✓ *What is the structure of the Book of Exodus?* It tells the story of bondage of the Israelites in Egypt, their exodus from Egypt to Sinai and the story of their journey in Sinai.

Main Points in the Chapter:

1. The collective spirit
2. A spiritual and not a carnal bond
3. The role of the people
4. The role of the young men
5. Spirit of discipleship
6. Working by the spirit of prayers with wisdom
7. Sanctification with blood
8. Connecting heavenly life to contemporary actuality
9. Moses spends 40 days on the mountain



Exodus 24

12 TRIBES
12 PILLARS

Behold the blood of the COVENANT which the LORD has made with YOU v8

ALL the LORD Has spoken we will DO! v3



this is the covenant God made with the people of Israel

40 NIGHTS

they saw the God of Israel and under His feet there appeared to be pavement of sapphire, as clear as the sky v10

the **GLORY** of the **LORD**

was like a CONSUMING FIRE

On the MOUNTAIN TOP

v317



MOSES WAS ON THE MOUNTAIN 40 DAYS

How amazing! They saw God! They promised to do all that the Lord said. How many times have I made promises like this that I was unable to keep?

Lesson:

Explain the events covered in the chapter with a picture for each event, reading parts of the chapter.

- **The collective Spirit:** Although “*Moses alone shall come near the Lord*” (Ex. 24: 2), without the people, yet God instructed Moses to “*come up to the Lord, he and Aaron, Nadab and Abihu, and seventy of the elders of Israel*” (Ex. 24:1). The Church knows no individualization, but the spiritual leadership, with all its various capabilities and capacities, should come together in one Spirit. We each have talents from God that we should use.
- **A spiritual and not a carnal bond:** Moses did not take with him one of his sons. But, when God ordered him to have his brother Aaron work with him, he did not refuse (Ex. 4: 14). And he took with him Aaron and his two sons, Nadab and Abihu (Ex. 24:1). Here, the living spiritual leadership that is not selfish but that works only for God’s sake is demonstrated.
- **The role of the people:** If Moses, being the leader of the people, Aaron, their High Priest, and his sons, together with 70 of their elders, went up, yet the Church life would never be set upon passive people. Thus, before Moses offers the burnt offerings and sacrifices to the Lord, and before he sprinkled the blood over the altar and the people, “he told them all the words and judgments of the Lord” (Ex. 24: 3), which they readily accepted. For the sake of the people, Moses came, and for their sake the priesthood was set. Therefore, they should have the first word in their relationship with God. In the Church, the congregation has a positive role. There is no secret liturgy, but the congregation openly partakes of the service with the priest. And just as the priest prays on behalf of the congregation, the deacon asks them to pray for the Patriarch and all the clergy, and the congregation are committed to testify and preach the gospel, being the message of Christ, read by all the people.
- **The role of the young men:** “Then he sent young men of the children of Israel, who offered burnt offerings and sacrificed peace offerings of oxen to the Lord” (Ex. 24: 5). The role of the young men is not just to listen and obey, but they carry on an essential role in the life of the Church. God requests from you, in the days of your youth, offerings of love and peace; saying, “Remember now your Creator in the days of your youth” (Ecclesiastes 12: 1).
- **Spirit of discipleship:** “So Moses arose with his assistant Joshua, and Moses went up to the mountain of God” (Ex. 24: 13) St. Ambrose saw in Joshua’s attachment to Moses a live symbol of discipleship. A successful leader presents to the Church disciples for the Lord.
- **Working by the Spirit of prayers with wisdom:** Aaron was attached to Hur; they worked together as they were supporting Moses’ hands during the battle between Israel and Amalek (Ex. 17: 12); and then, they worked together on judging the people’s disputes during the absence of Moses. Aaron represented priesthood, while Hur, of the tribe of Judah, and a grandfather of Bezaleel, about whom Moses said, “See, the Lord has called by name Bezaleel the son of Uri, the son of Hur, of the tribe of Judas ... and has filled him with the Spirit of God in wisdom and understanding, in knowledge and all manner of workmanship” (Ex. 35: 30, 31), represented the divine wisdom. In his absence, Moses assigned Aaron and Hur to judge the people’s affairs. The Church, in its care for the people, needs priestly work mixed with both, compassion and wisdom of organization.
- **Sanctification with blood:** There is no sanctification except through the blood of a sacrifice. That is why “Moses rose early in the morning and built an altar at the foot of the mountain, and

twelve pillars according to the twelve tribes of Israel” (Ex. 24: 4). In the same way, through the blood of the true sacrifice, that of the Lord Christ, on the altar in the liturgy, we are sanctified.

- **Connecting heavenly life to contemporary actuality:** “They saw the God of Israel, and there was under His feet as it were a paved work of sapphire stone, and it was like the very heavens in its clarity” (Ex. 24: 10). It is as though God wants all ministers of God, working in the Church, to carry His heavenly nature and His heavenly thoughts, yet without disregarding their physical existence, and the needs of their bodies. As the Scripture says: “They saw God and they ate and drank” (Ex. 24:11).
- **Moses spends forty days on the mountain:** St. Augustine believes that the figure 40 refers to the wholeness of our life on earth; as though it is fitting for the believer to spend all his life on the mountain of God, contemplating in God’s glory, and enjoying His encounter face to face. And as Moses fasted forty days and forty nights, the true believer should live all his days of sojourn in some sort of abstinence in order to lift up his heart to a life of fellowship with God.

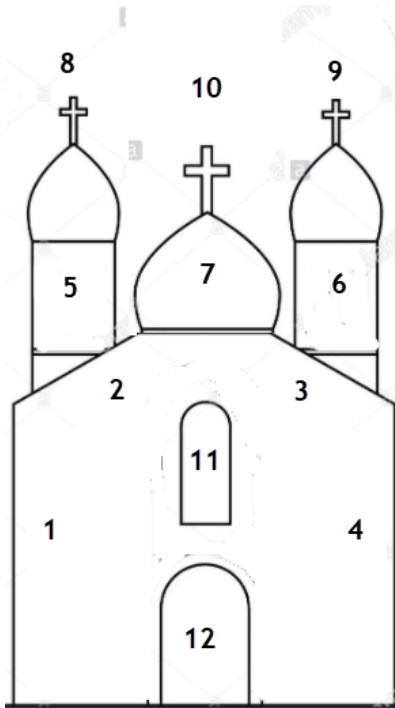
Lesson Aim:

To learn from this chapter the qualities of priesthood and the role of the congregation in our church.

Activities:

Ask the following review questions and every time the children answer, draw a part to complete a drawing of the church. See church drawing below. Do not tell the children what the drawing will end up being. Let them watch you gradually create the drawing.

1. Who went with Moses up the mountain? (*Aaron, Nadab and Abihu, and seventy of the elders of Israel*) – *draw line labelled 1*
2. How does that relate to our church? (*That the church as no individualization, but all have talents and are important*) – *draw line labelled 2*
3. Did Moses take his sons up the mountain as well? (*No*) – *draw line labelled 3*
4. Was Moses upset that God didn’t ask him to take his own sons? (*No*) – *draw line labelled 4*
5. How does that relate to our church? (*Our clergy works only for God’s sake and is not selfish*) – *draw left tower*
6. Can the church exist without the congregation? (*No*) – *draw right tower*
7. Are young people important in the church or only older people? (*Young people have a vital role in the church*) – *draw dome*
8. Who was Moses’ disciple? (*Joshua*) – *draw cross on left tower*
9. Why is discipleship important in the church? (*Because without it, the church cannot continue to exist*) – *draw cross on right tower*
10. How are we sanctified? (*Through Jesus’ blood*) – *draw cross on dome*
11. Does the church care about our spiritual life only? (*No. The church cares about our physical needs as well.*) – *draw window in center*
12. How many days did Moses spend on the mountain? (*40 days*) – *draw main door*



Memory Verse:

7 Then he took the Book of the Covenant and read in the hearing of the people. And they said, "All that the Lord has said we will do, and be obedient."

CHAPTER 25: The Ark, the table, and the lampstand

Servant's Preparation:

Read Exodus Chapter 25.

Read the interpretation of the chapter in Interpretation of the Book of Exodus by Father Tadros Yacoub Malaty:

<http://www.orthodoxebooks.org/sites/default/files/pdfs/Exodus%20-%20Father%20Tadros%20Yacoub%20Malaty.pdf>

Brief introduction:

At the beginning of each lesson, please review book overview questions:

- ✓ *What is the meaning of Exodus?* Departure, going out. It refers to the departure of the children of Israel from Egypt.
- ✓ *Who wrote the Book of Exodus?* Moses the Prophet
- ✓ *What is the structure of the Book of Exodus?* It tells the story of bondage of the Israelites in Egypt, their exodus from Egypt to Sinai and the story of their journey in Sinai.

Main Points in the Chapter:

1. Between the Tabernacle, the Church, and heaven
2. Offerings for the Sanctuary (1 – 9)
3. The Ark of Testimony (10 – 22)
4. The Table of the Showbread (23 – 30)
5. The Gold Lampstand (31 – 39)




Table of the Showbread


Overlaid with pure gold, the table was first created to be used in the Tabernacle to hold the Bread of the Presence, also referred to as the Showbread. An important piece of furniture recreated for use in Solomon's temple and again for the second temple, the Table of the Showbread may have been one of the Jewish treasures lost to the Romans during the destruction of Jerusalem in 70 AD.

Twelve freshly baked loaves of bread were placed on the Table each Sabbath by the priests. The week-old loaves were then eaten by the priests in a holy place (Lev. 24:5-9).

Seasoned with salt, the incense was a blend of sweet spices with pure frankincense made from a recipe given to Moses by the Lord (Ex. 30:34-36).

During the offerings of the new moon, drink offerings of wine were included with the burnt offerings of bulls, and rams (Nu 28:11-15).

The table appears on the Arch of Titus, a Roman monument commemorating the sack of Jerusalem.



The table was made of acacia wood, a fragrant wood known for its light weight and water resistance.

Table dimensions:
2 cubits or 3 feet long
1 cubit or 1.5 feet wide
1.5 cubits or 2.2 feet tall



Exodus 25



RAISE A CONTRIBUTION FOR ME v5 2

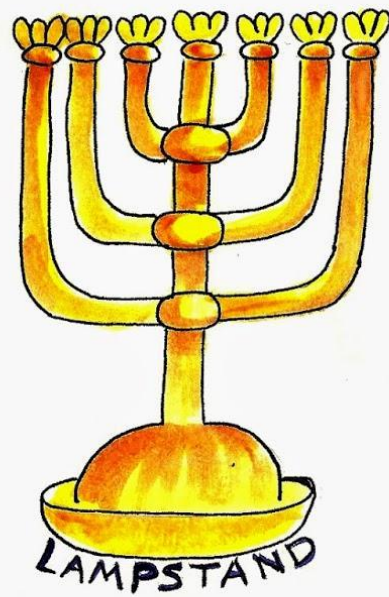

Let them construct a SANCTUARY for Me, that I may DWELL among them v8

cups shall be shaped like almond blossoms... a bulb and a flower v33

there I will meet with you... from above the

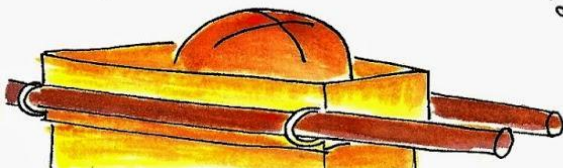
MERCY SEAT

v5 22



You shall set the Bread of the PRESENCE on the table before ME at all times v30

you shall put into the ARK the testimony which I shall give you



Lesson:

Explain the events and items covered in the chapter with a picture for each event/item, reading parts of the chapter.

- The Lord commanded Moses to make a Sanctuary, where He would dwelt with His people.
- The tabernacle is the symbol of the Church, and the Church is the symbol of the heavenly.
- God commanded the Hebrews to adorn the tabernacle, as a model of the Church; so that, through the things seen, they could proclaim beforehand the image of divine things.
- The Lord commanded Moses to ask the people to participate in the building of the Sanctuary by bringing their offerings to Moses.
- In this chapter, we learn about the Ark of the Testimony, the Table of the Showbread, and the Lampstand. They were probably described first before anything else in the tabernacle because they are the most holy items.
- The Ark: represented the presence of God; according to the divine words: "And there, I will meet with you, and I will speak with you from above the mercy seat, from between the two cherubim which are on the Ark of the Testimony, of all things which I will give you in commandment to the children of Israel" (Ex. 25: 22). – Read the description of the Ark in the chapter, and show the picture of the Ark as an illustration.
- Table of the Showbread: The number of breads was 12, representing the 12 tribes of Israel. The showbread was to be set on the table before God always and it was to be eaten only by the consecrated priests on the Sabbath in the tabernacle. – Read the description of the Table of the Showbread in the chapter, and show its picture as an illustration.
- The Lampstand: It was not just for illumination, but was an integral part of the rituals of worship and has spiritual meanings as the light reminds us of God.

Lesson Aim:

- Just like the people gave offerings for the sanctuary, what can we offer to God and to the church?
- It is God's will that we have a place of worship so that He may dwell among us. (Verse 8)

Activities:

A CHEERFUL GIVER

This lesson illustrates the attitude we should have when we give our money or our time.

MIXED UP ATTITUDES

Is it better to give or to receive? Generosity is a great attitude to have.

TOPICS:

Attitude, Giving, Greed, Selfishness

MATERIALS:

Worksheets

Pencils



MIXED UP ATTITUDES

Instructions:
Draw a circle around the word in column B that has a similar meaning to the word in column A.
Then, use either word in a short sentence.

A	B	Sentences
Generous	Selfish Giving	
Selfish	Stingy Generous	
Tithe	Offering Stingy	
Greedy	Coveting Giving	

Think about the greediest person you know. Then think about the most generous person you know.

Who would you rather be like?

PREPARATION

Print and/or copy enough worksheets so that each child has one worksheet. Or you can use one worksheet and do the activity together as a class.

WHAT YOU WILL DO:

Use this activity to help the children learn the difference between being generous and being greedy. Many words that we use today are similar in meaning to the words listed on our worksheet. The Bible teaches us not to be greedy. What does it mean to be greedy?

We can be greedy or generous with many things in life, things such as time, money, possessions, or even things as simple as love and encouragement.

Remember that the Lord Jesus said, "It is more blessed to give than to receive" Acts 20:35

Discussion Questions:

After the children complete this activity, have them think about the greediest person they know. Then have them think about the most generous person they know.

1. Who is this generous person and why would they consider them generous?
2. Would you rather be a generous person or a greedy person and why would you want to be this type of person?

Lesson Discussion Questions:

1. Can you think of different things we could give that may help the church grow? (*Prayers, time, money.*)
2. If we give sparingly what will the result be? (*We will reap sparingly. If we plant two grass seeds, two blades of grass will grow. The more seed we plant the more grass will grow. So it is with the work of our church.*)
3. What type of attitude does God want us to have when we give? (*Cheerful and generous.*)
4. What does God do with the time and money we give? (*Multiplies it and enlarges the harvest. The church grows.*)

HEAVENLY TREASURES

Store up for yourselves treasures in heaven. Matthew 6:20a

TOPICS:

Tithing, Treasures

MATERIALS:

Piggy Bank
Checkbook



WHAT YOU WILL SAY:

(*Show the children the piggybank.*) How many of you know what this is? That's right it is a piggy bank. What happens when your savings grow beyond the storage capacity of your piggy bank?

Many people will put their money into a savings account at their local bank. The bank gives you a bankbook to track all your financial transactions. (*Show the children the checkbook.*)

It is kind of fun to save your money isn't it? The money you've saved is your own personal treasure. Because we have a treasure we must learn responsibility for keeping it safe.

People save money for many different things: college, cars, maybe even that special toy. Ask the kids to share some of the things for which they are saving.

Our earthly treasures can be lost, broken, or stolen. Jesus tells us in Matthew 6:19-21 that we can store up treasures in heaven. The treasure that we store up in Heaven will not be lost, stolen or destroyed. The treasures we store in heaven will last forever.

We can store up treasure in heaven several ways, the first is by tithing. Tithing is sharing some of our money with our church. The church then uses the money to teach people about Jesus or to give it to the poor.

We can also store up rewards in heaven by obeying God and learning more about Him. We can learn more about God by reading the Bible and by going to church. God will also reward us when we help other people and show them acts of kindness. Ask the children to share some ways that they can help other people and show kindness. It's fun to save our money here, but it is even more exciting to know that we can store up treasures in heaven.

APPLICATION (2 minutes)

God wants us to give with a cheerful heart and a generous spirit. God doesn't want us to give because we feel that we have to. It pleases God to see that we give because we want His kingdom to grow. We can give many things; we can give of our time, money, talents and prayers. All of these things help others learn about God's wonderful plan of salvation. When we give, God will make our gifts grow beyond our wildest expectations.

Memory Verse:

² "Speak to the children of Israel, that they bring Me an ^[a]offering. From everyone who gives it willingly with his heart you shall take My offering.

⁸ And let them make Me a sanctuary, ^[a] that I may dwell among them.

CHAPTER 26 & 27: The tabernacle of meeting and the bronze altar

Servant's Preparation:

Read Exodus Chapters 26 and 27.

Read the interpretation of the chapters in Interpretation of the Book of Exodus by Father Tadros Yacoub Malaty:

<http://www.orthodoxebooks.org/sites/default/files/pdfs/Exodus%20-%20Father%20Tadros%20Yacoub%20Malaty.pdf>

Brief introduction:

At the beginning of each lesson, please review book overview questions:

- ✓ *What is the meaning of Exodus?* Departure, going out. It refers to the departure of the children of Israel from Egypt.
- ✓ *Who wrote the Book of Exodus?* Moses the Prophet
- ✓ *What is the structure of the Book of Exodus?* It tells the story of bondage of the Israelites in Egypt, their exodus from Egypt to Sinai and the story of their journey in Sinai.

Main Points in the Chapters:

1. The Tabernacle
 - a. Names of the tabernacle
 - b. Dimensions of the tabernacle
 - c. Sections of the tabernacle
 - d. The material and covers of the tabernacle
 - e. The outer court of the tabernacle
 - f. Erecting the tabernacle and its location
2. The bronze altar (or Altar of the Burnt Offering) (27: 1 – 8)
3. The care of the lampstand (27: 20 – 21)

THE TABERNACLE TENT

The entire tent was 45 feet (13.7 m) long, 15 feet (4.6 m) wide, and 15 feet (4.6 m) high. It was a wooden skeletal structure, overlaid with gold, with no solid roof or front wall (Ex. 26:15-29). Five wooden bars (overlaid with gold) passed through rings attached to each frame (Ex. 26:26-30).

The Most Holy Place was a 15-foot (4.6-m) cube, containing only the ark of the covenant (Ex. 25:10-22; 37:1-9). It was here that Yahweh would descend to meet with his people in a cloud theophany (divine appearance). The high priest could enter only once a year, on the Day of Atonement (see note on Heb. 9:7).

The framed structure was covered by four layers of cloth and skin (Ex. 26:1-14).

The table for the bread of the Presence (Ex. 25:23-30)

The Holy Place of the tabernacle tent was 30 feet (9.1 m) long, 15 feet (4.6 m) wide, and 15 feet (4.6 m) high.

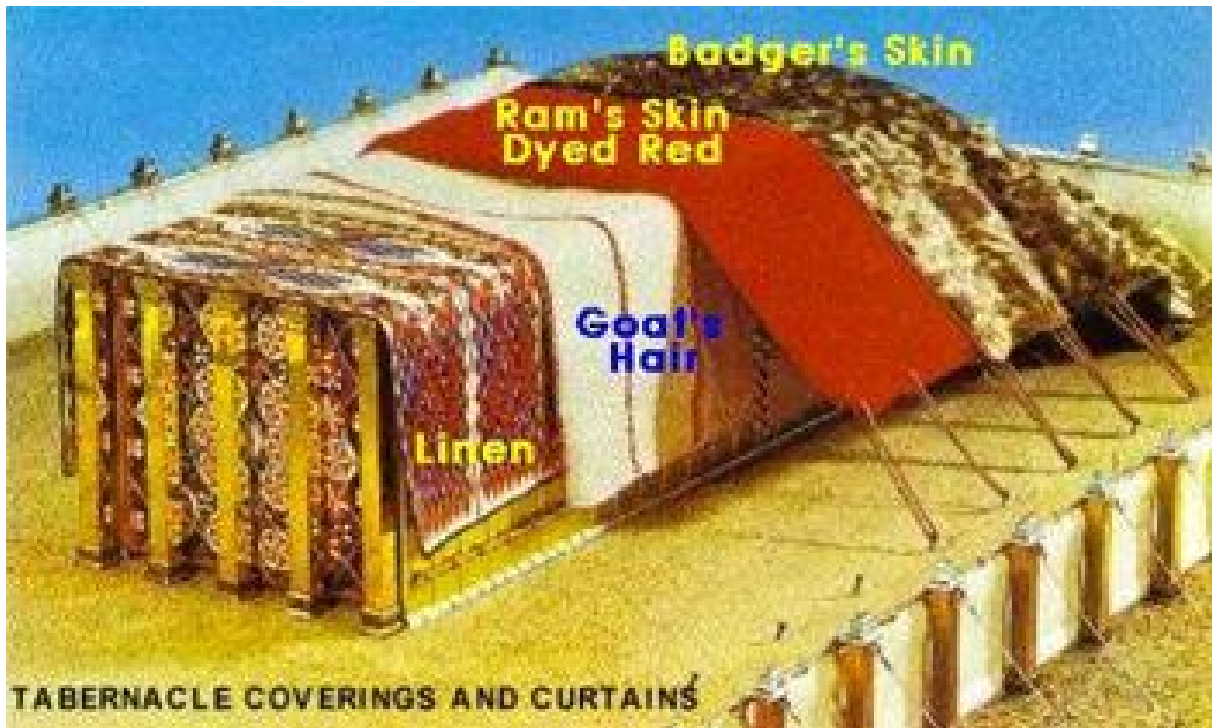
The veil separating the Most Holy Place from the Holy Place was made from blue, purple, and scarlet dyed yarns woven with fine twined linen and embroidered with cherubim (Ex. 26:31-33). It hung on four golden pillars.

The altar of incense (Ex. 30:1-5; 37:25-29)

The golden lampstand (Ex. 25:31-40; 37:17-24)

The veil that formed the entrance to the tabernacle was similar to the veil separating the Holy Place from the Most Holy Place, except that cherubim were not embroidered on it. It was suspended on five golden pillars (Ex. 26:36-37).

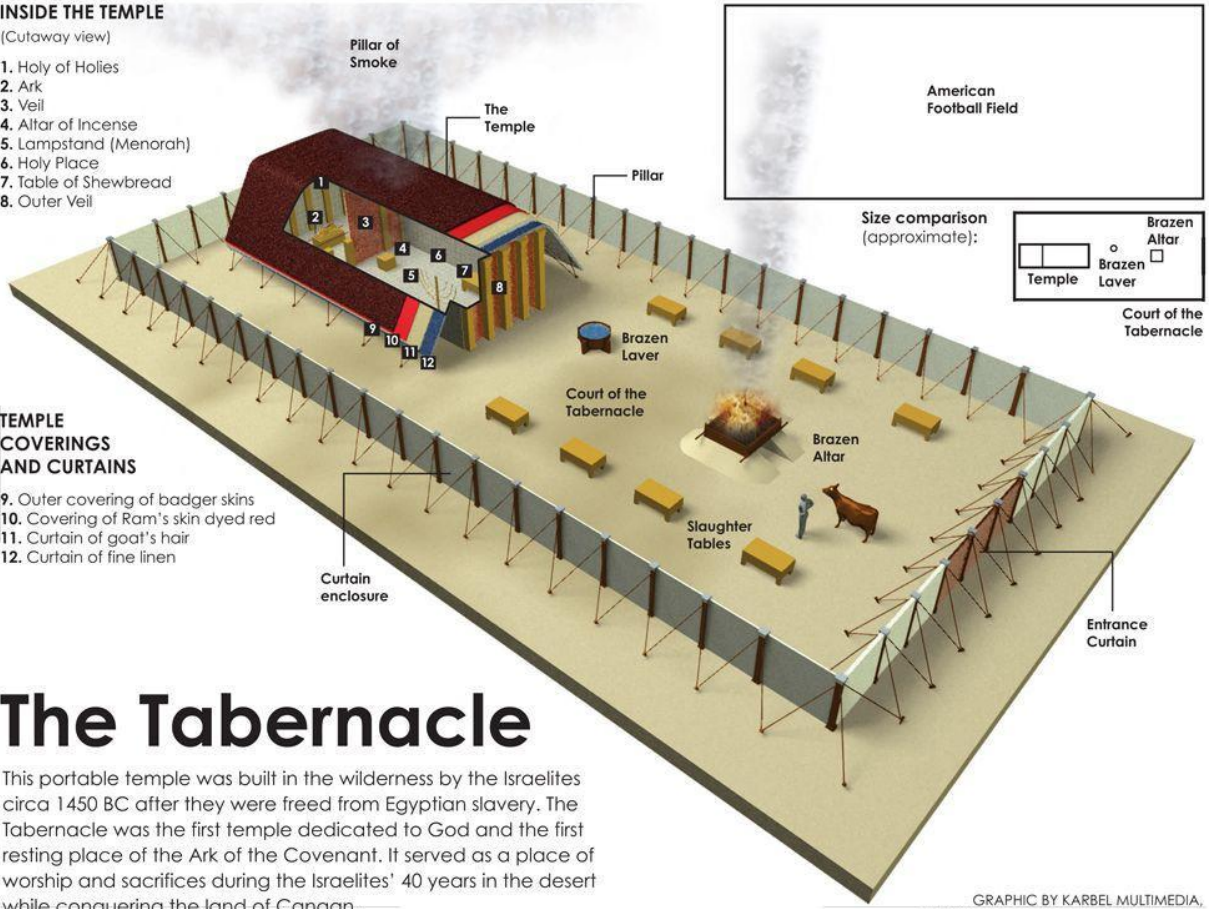
Copyright 2009 Crossway Bibles, www.crosswaybibles.org



INSIDE THE TEMPLE

(Cutaway view)

1. Holy of Holies
2. Ark
3. Veil
4. Altar of Incense
5. Lampstand (Menorah)
6. Holy Place
7. Table of Shewbread
8. Outer Veil




TEMPLE COVERINGS AND CURTAINS

9. Outer covering of badger skins
10. Covering of Ram's skin dyed red
11. Curtain of goat's hair
12. Curtain of fine linen

The Tabernacle

This portable temple was built in the wilderness by the Israelites circa 1450 BC after they were freed from Egyptian slavery. The Tabernacle was the first temple dedicated to God and the first resting place of the Ark of the Covenant. It served as a place of worship and sacrifices during the Israelites' 40 years in the desert while conquering the land of Canaan.

GRAPHIC BY KARBEL MULTIMEDIA,
COPYRIGHT 2008 LOGOS BIBLE SOFTWARE

<p>The Tabernacle</p> <p>The Bronze Altar</p>  <p>Outside in the court of the Tabernacle. Used for sacrifices. [Exodus 27:1-8]</p>	<p>The Tabernacle</p> <p>The Bronze Laver</p>  <p>Outside in the Court of the Tabernacle. Used for washing hands and feet before entering the Holy Place [Exodus 30:17-21]</p>	<p>The Tabernacle</p> <p>Lampstand</p>  <p>Located in the Holy Place. On the south side across from the Table of Showbread [Exodus 25:31-40]</p>
---	---	---

The Tabernacle

Table of Showbread



Located in The Holy Place
on the north side across from the Lampstand
Exodus 26:35 & Exodus 25:23-31

The Tabernacle

Altar of Incense



Located in The Holy Place
placed in front of the veil before the
Ark of the Covenant Exodus 30:1-10

The Tabernacle


Ark of the Covenant



The Most Holy Place:
Also called The Ark of the Testimony
Exodus 25:10-22


Exodus 26

the tabernacle



1st Layer
FINE LINEN Curtains
blue, purple, scarlet

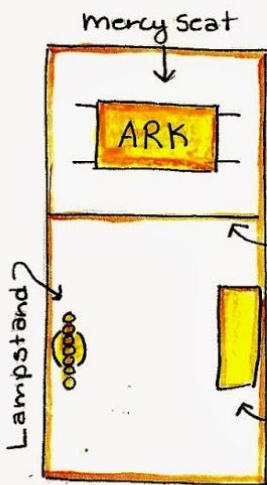
Cherubim would be seen
guarding the holy
of holies...



2nd layer
GOAT
HAIR



3rd Layer
RAM'S SKINS
dyed red



HOLY
of
HOLIES

holy
place

show bread

screen is blue,
purple and scarlet
but no cherubim



4th Layer
PORPOISE SKINS

I wonder if it is coincidence
that instructions for the
tabernacle work from the
inside to the outside...
Kind of like how God trans-
forms us

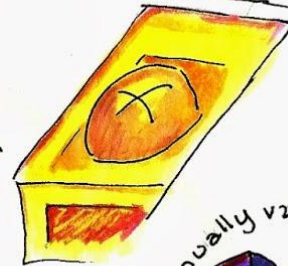
Exodus 27

In the tent of the meeting, outside the veil... Aaron and his sons shall



bronze
ALTAR

Keep it in order from evening to morning before the LORD; it shall be a perpetual statute throughout their generations
vs 21



Lots of detailed instructions, including the instructions for the tabernacle courtyard as well.



You shall make all its utensils of **BRONZE**
vs 3



I notice a theme of continuity in the verses that jumped out at me today

You shall charge the sons of Israel that they bring you clear oil of beaten olives... to make a lamp burn continually vs 20



Lesson:

Explain the items covered in the chapter with a picture for each item, reading parts of the chapter.

1. *The Tabernacle*

The Book of Exodus tells us that God showed Moses a pattern of the tabernacle, to build one accordingly (Ex. 25: 9). He showed him the actual one, in order to make a symbol of its model. The Book of Acts (7: 44), and the Epistle to the Hebrews (8: 5; 9: 23) confirm that Moses saw an actual model.

- a. **Names of the tabernacle:** Some of the other names of the Tabernacle in the Bible are:
 - i. *The Sanctuary* (Ex. 25: 8, 9)
 - ii. *The tabernacle of the testimony:* (Ex. 38: 21); or *the tabernacle of witness* (Acts 7: 44); as in it, the Ark of Covenant that contains the two tablets is kept.
 - iii. *The tabernacle of meeting:* because God Himself used to meet with His people in it (Ex. 33: 7)
 - iv. *The house of the Lord:* It is to let His men and children enter into it, as though entering into heaven, the dwelling place of God (Joshua 6: 24).
 - b. **Dimensions of the tabernacle:** The tabernacle took the shape of a rectangle; 30 cubits long, 10 cubits wide, and 10 cubits high, with an entrance to the east. The two sides and the rear end are made of 48 boards: 20 boards on each side, and 8 boards for the rear end. The entrance to the east was open, but covered by a veil; woven of blue, purple, and scarlet yarns, and fine linen threads, and was hung upon 4 pillars of acacia wood, overlaid with gold, set on bases of brass. – As you describe the tabernacle, refer to the above figures to illustrate your description.
 - c. **Sections of the tabernacle:** The tabernacle is divided into two sections, by means of 4 identical pillars, set upon silver bases, with a veil hung upon them by golden hooks (Ex. 26: 31, 33, 37). The veil divides between an eastern section, the holy place, and a western section, the Most Holy. The Most Holy place houses inside it the Ark of the Testimony. The holy place houses the table of Showbread on the right side, facing the golden lampstand on the left, and between the two is the golden altar of incense, opposite to the Ark of the Testimony (in the Most Holy place).
 - d. **The material and covers of the tabernacle:** The curtains have artistic designs of Cherubim on them. The tabernacle is covered with linen, goat's hair, ram's skin dyed red, and badger's skin.
 - e. **The outer court of the tabernacle:** It surrounds the tabernacle and in it, outside the tabernacle, there is the laver and the altar of the burnt offering.
 - f. **Erecting the tabernacle and its location:** It took the builders nine months to finish it, then it was dedicated by religious rituals. It was erected during the journey across the wilderness, in the middle of the camp, surrounded by tents of the priests and Levites, then the tents of the rest of the tribes, arranged in four sections (Numbers 2: 2 - 34).
2. *The bronze altar (or Altar of the Burnt Offering) (27: 1 – 8):* The bronze altar was dedicated for sacrificing animals to the Lord. That is why it is a symbol of the cross of Jesus Christ because we are saved through the shedding of His blood.

3. *The care of the lampstand (27: 20 – 21):* Here, He confirms again that the lampstand is not only meant for mere illumination, but it is a sign of a covenant in which we receive divine enlightenment. He commands the use of “*pure oil of pressed olives... a statute forever to their generations*” Ex. 27: 20, 21).

Lesson Aim:

- The tabernacle is the symbol of the Church and of Christ, and the Church is the symbol of the heavenly.

Activities:

Explain to the children the spiritual meaning of the Tabernacle using the table below:


The Tabernacle	<ul style="list-style-type: none"> • Is a practical testimony to the covenant that God made with His people as it contains the two tablets of the Ten Commandments in the Ark of the Covenant. • Is the house of God, and therefore entering it is like entering heaven, just like the church now.
The fine threads of linen in the curtains	Are a symbol of Christ’s complete purity
The blue in the curtains	Refer to the fact that Christ is of heaven
The purple in the curtains	Is a royal color, a sign of His Kingdom
The scarlet in the curtains	Is a reference to His redeeming work; through shedding of His blood for our salvation
The covering of goat’s hair	<ul style="list-style-type: none"> • Is of no beauty. For, despite the divine beauty that the Lord Christ carried within Him, His outer appearance carried affliction and passion. (Isaiah 53) • Also, His commandment is difficult, its way is rough and its door is narrow. Yet, whoever meditates and practices the commandment, will find in it the Lord Christ, Who grants exaltation and exuberance to the soul.
The covering of ram’s skin dyed red	Is a symbol of the obedience of the Lord Christ to the Father, even to death

The covering of badger's skin	Cover all the coverings, symbolizing the predominant trait of the Lord Christ: His steadfastness in the testimony to the Truth even to death
The pillars	Are a symbol of the teachers in the church
The boards that bind the pillars	Are a symbol of the unity of the teachers in the church
The silver bases of the pillars	Are a symbol of God's word which is as pure as silver
The bronze in the tabernacle	Is a symbol of patience and strength
The wood in the tabernacle	Is not infected by bugs and refers to knowledge and abstinence that is not corrupted
The Ark of the Covenant	<ul style="list-style-type: none"> • Contains the manna and is therefore a symbol of St. Mary who bore in her womb the Rational Manna, Jesus Christ. • Represents the presence of God among His people • Its wood is a symbol of the cross
The table of the Showbread	<ul style="list-style-type: none"> • Other names for it are "Shewbread" or "Bread of Presence", referring to its presence before God and in His presence, as though God is personally committed to fulfill the needs of His people. • The continuity of offering it refers to the permanent covenant between God and His congregation.
The Lampstand	Its light reminds us of Christ who is the Light of the World
The bronze altar	It was dedicated to offering animal sacrifices to God. There was no access to the Holy Place except through it as there's no salvation except through the shedding of the blood of our Lord Jesus Christ.

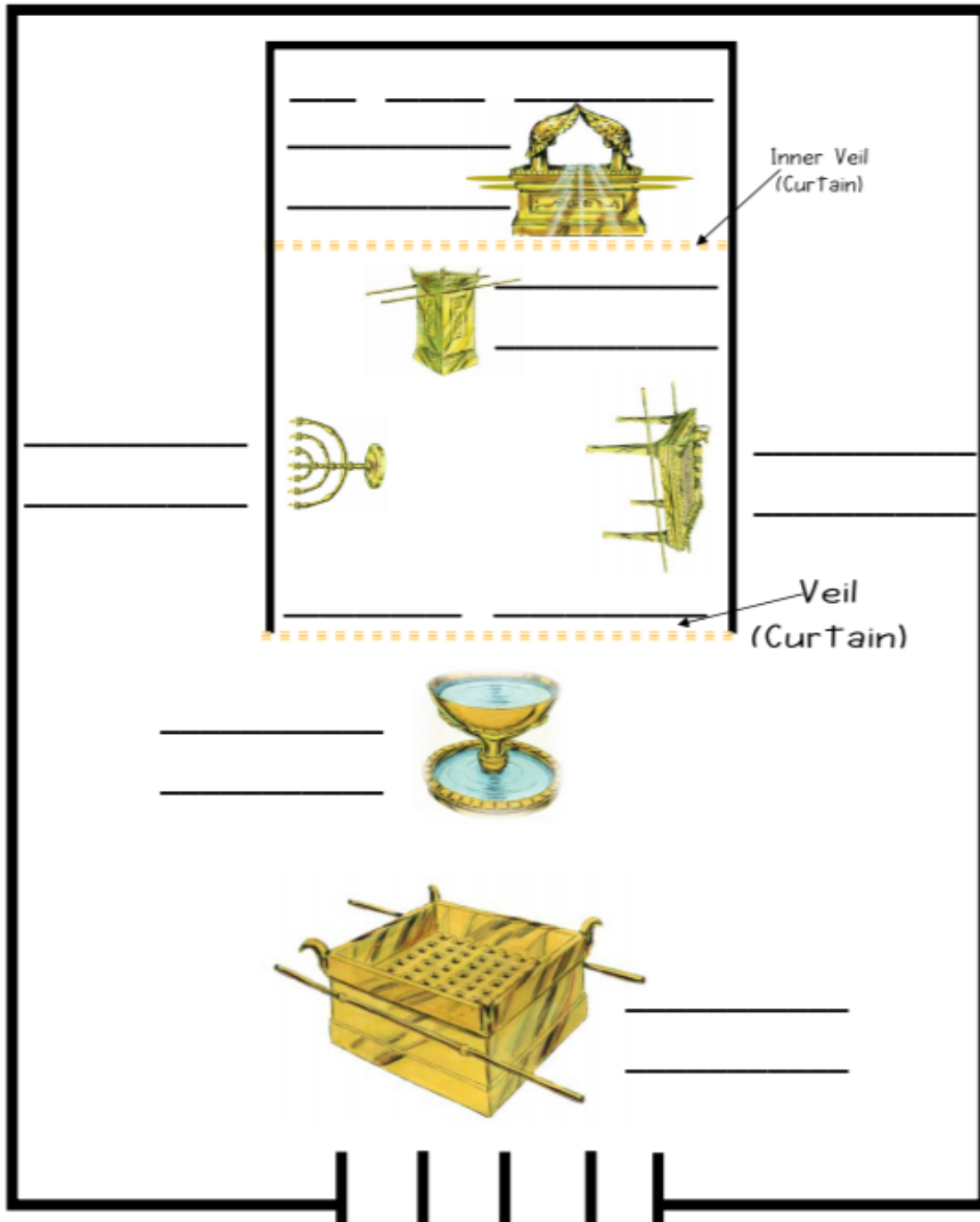
Activity:

After describing the tabernacle as shown in the Lesson above and showing the children the pictures and diagrams, print a copy of the worksheet with the blanks for each child to check their knowledge about where each item is located in the tabernacle. Or you can work on the sheet together as a class.

The Tabernacle



The Tabernacle



You can also show the kids the pictures of the altar items one by one and ask them questions about where each is located and how it is used. (Use the Lesson and the table above to create the questions.)

Memory Verse:

25⁸ *And let them make Me a sanctuary,^[G] that I may dwell among them.*

CHAPTER 28 & 29: Priesthood garments & consecration of priests

Servant's Preparation:

Read Exodus Chapters 28 and 29.

Read the interpretation of the chapters in Interpretation of the Book of Exodus by Father Tadros Yacoub Malaty:

<http://www.orthodoxebooks.org/sites/default/files/pdfs/Exodus%20-%20Father%20Tadros%20Yacoub%20Malaty.pdf>

Brief introduction:

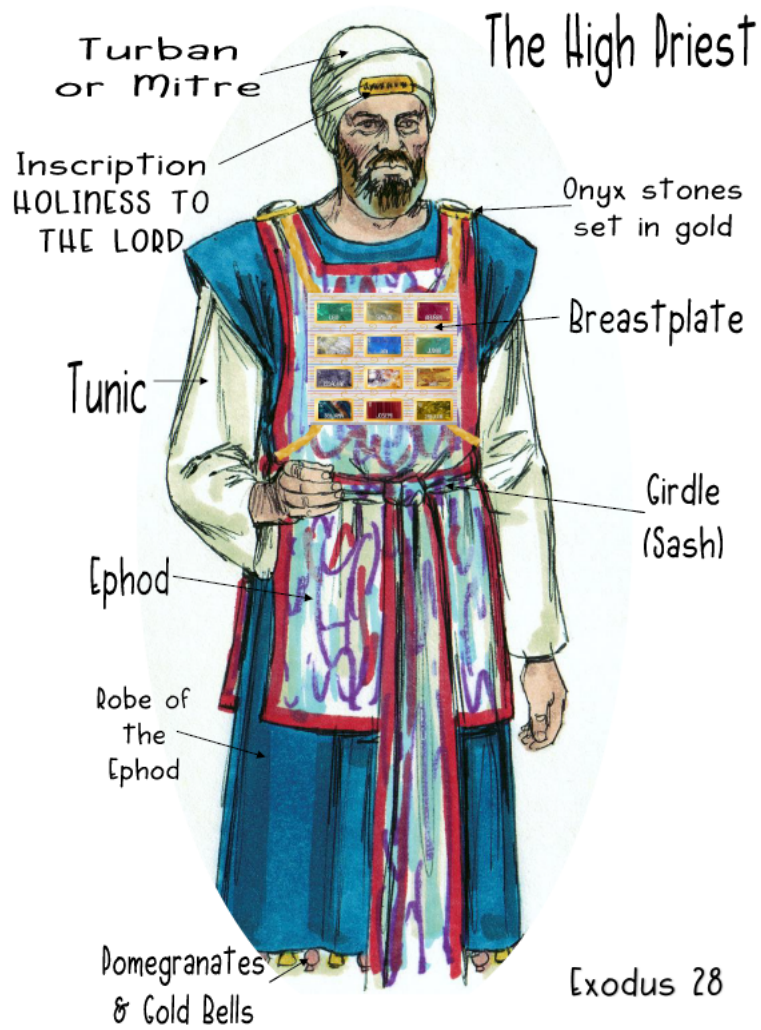
At the beginning of each lesson, please review book overview questions:

- ✓ *What is the meaning of Exodus?* Departure, going out. It refers to the departure of the children of Israel from Egypt.
- ✓ *Who wrote the Book of Exodus?* Moses the Prophet
- ✓ *What is the structure of the Book of Exodus?* It tells the story of bondage of the Israelites in Egypt, their exodus from Egypt to Sinai and the story of their journey in Sinai.

Main Points in the Chapters:

1. The Priesthood Garments:
 - a. Presenting Aaron and his sons to minister as priests (28:1)
 - b. Making priestly garments (28: 2 - 5)
 - c. The ephod (28: 6 – 14)
 - d. The breastplate (28: 15 – 29)
 - e. The Urim and the Thummim (28:30)
 - f. The robe (28: 31 – 35)
 - g. The turban (28: 36 – 38)
 - h. A tunic woven of fine linen threads (28:39)
 - i. Sashes, hats, and trousers (28: 40 – 43)
2. The Consecration of the Priests:
 - a. Need for consecration (29: 1 – 3)
 - b. Washing the priests with water (29:4)

- c. Clothing the priests with priestly garments and anointing them (29:5 – 9)
- d. A sin offering (29:10 – 14)
- e. A burnt offering to the Lord (29:15 – 19)
- f. A ram of consecration (29:16 – 22)
- g. A wave offering (29:23 – 28)
- h. Anointing the holy garments (29:29 – 30)
- i. The priests eat by the door of the tabernacle of meeting (29:31 – 35)
- j. Anointing the altar (29:36 – 37)
- k. The daily offerings (29:38 – 46)





EXODUS 28

... Aaron shall take away the iniquity of the holy things which the sons of Israel consecrate... and it shall be on his forehead that they may be accepted before the LORD v38

2 onyx stones engraved with the names of the sons of Israel



Urim + Thummim

You shall make holy garments for Aaron... for **glory** and for **beauty** v12

It strikes me that God took such a great care in dressing him beautifully... is this how God sees us when we follow Jesus? No longer seeing the sins we were carrying...

Aaron shall carry the names of the sons of Israel in the breastpiece of judgement over his heart when he enters the HOLY PLACE for a memorial before the LORD continually v29

a great picture of the weight of sin on our hearts

Bells + Pomegranates "its tinkling shall be heard when he enters and leaves the HOLY PLACE before the LORD, so that he will not **DIE** v35

God is serious about following His instructions! But I notice that if He expects us to do something He also gives us the means to do it!

You shall **Anoint** them + **Ordain** them + **Consecrate** them that they may **SERVE** me as **PRIESTS** v41

Exodus 29

consecrate


them to minister
as **Priests** to

ME v.1

Present... the basket along
with the bull and 2 rams. v.3



anoint
him v.7



Aaron and
his sons... shall
have the priesthood
by a perpetual
statute v.9

One lamb
you shall
offer in the morning...



and the other lamb
you shall offer at
twilight v.39

... each day continuously v.38

throughout your Generations
at the doorway of the tent
of meeting before the LORD,
where I will meet with you,
to Speak to you there v.42

I will Dwell
among the
Sons of Israel
and will be
their

GOD

v.45

They needed the blood of lambs to be
able to meet with God... we have the blood
of The LAMB-Jesus Christ- the eternal
sacrifice

Lesson:

Explain the items and events covered in the chapter with a picture for each item/event, reading parts of the chapter.

1. The Priesthood Garments:

- a. *Presenting Aaron and his sons to minister as priests (28:1)*: As priests, they maintain the Israelites' covenant with God intact and they symbolize the purity and holiness that God required. Jewish priesthood is a symbol of the priesthood of the Lord Christ, the High Priest and "Overseer of our souls" (1 Peter 2: 25).
- b. *Making priestly garments (28: 2 - 5)*: They are made "for glory and for beauty" (Ex. 28: 2), because the priest represents Jesus Christ.
- c. *The ephod (28: 6 – 14)*: It presents a living portrait of the features of the Lord Christ Himself, namely: purity (linen), heavenly life (the blue and gold), the royal thought (the purple), and the sanctification by His precious blood (the scarlet). Two onyx stones are placed on the shoulders of the robe, and on them are engraved the names of the 12 tribes of the children of Israel. It is as though the high priest, as a type of the Lord Christ, puts on his shoulders all the needs of his people, and of every soul that asks him to.
- d. *The breastplate (28: 15 – 29)*: It is called 'memorial' because whenever the priest puts it on, he would remember his commitment to pray for his congregation.
- e. *The Urim and the Thummim (28:30)*: The literal meaning of these two words is "enlightenments and perfections". Some believe that they are two tiny objects, probably precious stones, placed on the breastplate over the heart (Ex. 28: 30). Through them, the High Priest may know the will of God in the important priestly and national issues.
- f. *The robe (28: 31 – 35)*: This is made all of blue (Ex. 28: 31) as a symbol of heaven, to be worn directly under the ephod. Upon the hem of the robe all around, there were pomegranates of blue and purple and scarlet yarns, and bells of gold between them (Ex. 28: 33, 34). The Pomegranates refer to the necessity of the presence of fruits in the priest, to be fruitful in his deep words of preaching, in his silence, discussions, instructions, and in his dealings with everybody. The bells refer to the proclamation of the voice of Bible preaching wherever he goes, warning everyone to repent for the sake of the Kingdom of heaven.
- g. *The turban and its golden plate (28: 36 – 38)*: The turban is analogue to the crown worn by the Bishop. On the front of the turban, a plate of pure gold is placed, and engraved on it are the words: "HOLINESS OF THE LORD" because this golden plate is nothing but the proclamation of the Lord Christ as the priest enters into the altar, the divine throne, not out of his own righteousness, or because of his own strife, but hidden in Christ the Lord.
- h. *A tunic woven of fine linen threads (28:39)*: It is made of white linen as a symbol of the pure angelic life. It is worn underneath the blue robe.
- i. *Sashes, hats, and trousers (28: 40 – 43)*: The sash/girdle/belt refers to being alert and to being a good soldier in the army of the Lord. The trousers are to cover the priest's body so that it's not exposed as he must remain decent and venerated.

2. The Consecration of the Priests:

- a. *Need for consecration (29: 1 – 3)*: God called Aaron and his sons to minister to Him, and designated for them the garments to wear, to let them realize that the secret of their authority was not in them, but in God who called and clothed them.
- b. *Washing the priests with water (29:4)*: as they must be purified before entering into the tabernacle or practicing any priestly work. The priest, even though granted the honor of praying for his people, yet this should not create pride in him, to assume that he became better or more righteous than them, but, on the contrary, this would give him the responsibility to strive also for himself, lest the people should perish because of him.
- c. *Clothing the priests with priestly garments and anointing them (29:5 – 9)*: Putting priestly garments is a part of the sanctification of the priests, as we saw before. Once the High Priest puts on the golden plate and the holy crown (Ex. 29: 6), on which is engraved “Holiness to the Lord”, he becomes a representative of the Lord Christ.
- d. *A sin offering (29:10 – 14)*: This sacrifice refers to the Lord Christ, on Whom we have counted to bear our sins, and He was led to death (1 Peter 2: 24). That is why Aaron and his sons put their hands on the head of the bull, and kill it before the Lord, by the door of the tabernacle of meeting (Ex. 29: 10, 11). We do not hear that it is a sweet aroma or pleasure to the Lord, as in the case of the burnt offering. Rather, it refers to the load and bitterness of the sins that the Lord bears on behalf of both priests and congregation! Burning the flesh of the bull, with its skin and its offal, with fire outside the camp (Ex. 29: 14), refers to the Passion of the Lord Christ outside the camp,
- e. *A burnt offering to the Lord (29:15 – 19)*: This sacrifice manifests, in the cross, joy and sweet aroma, revealing the complete obedience of the Lord Christ to the Father (Hebrew 5: 5; 10: 7; John 6: 38; Philippians 2: 8), obedience through free will, and not compulsion (John 10: 18). Aaron and his sons put their hands on the head of the ram, to become as one with the sacrifice, to bear the spirit of complete obedience, that is the Lord Christ’s in them, so that it would be to God a sweet aroma and pleasure (Leviticus 1: 9; 13; 17).
- f. *A ram of consecration (29:16 – 22)*: After putting their hands on the ram, by which Aaron and his sons proclaim their union with him, they offer its life as redemption for them in its blood, that is sprinkled on their bodies and their garments, to purify and sanctify them completely; so that their lives and works would be all for the Lord. Moses would then take some of the blood of the ram and put it on the tip of the right ear of Aaron and of his sons, on the thumb of their right hand, and on the big toe of their right foot (Ex. 29: 20), as though their ears, hands and feet, are completely sanctified and dedicated to the ministry of the Lord.
- g. *A wave offering (29:23 – 28)*: It shall be the first sacrifice offered to the Lord by the priests’ sanctified hands.
- h. *Anointing the holy garments (29:29 – 30)*: The priest shall put the priestly garments on, which have been sanctified by the blood and the holy oil (Leviticus 8: 30), and shall not go outside the door of the tabernacle of meeting for seven days (Leviticus 8: 33). This is a serious warning to the priest, who has presented his life as a sacrifice of love to the ministry of God. After putting on the holy priestly garments, and after having all his inner life and outer actions sanctified, it is fit for him to remain all the days of his life (seven days) abiding to the statutes of the Lord, and should not be preoccupied by any worldly affairs.

- i. *The priests eat by the door of the tabernacle of meeting (29:31 – 35)*: God commands Aaron and his sons to eat by the door of the tabernacle of meeting (Ex. 29: 30) as a reference to entering into a covenant with Him. God would take care of their needs as His ministers, and they would dedicate their whole life to Him. He probably wants to proclaim to them that even their food and drink, and all their actions, should be in His presence, as they are His share, and He is theirs.
- j. *Anointing the altar (29:36 – 37)*: God accepts from His people that altar that He sanctifies and makes of it the Holy of Holies, to receive sacrifices to atone for the sins of His people.
- k. *The daily offerings (29:38 – 46)*: God commanded daily offerings according to special rituals by day and night. The goal of these rituals is proclaimed in the following divine words: “*And there I will meet with the children of Israel, and the tabernacle shall be sanctified by My glory*” (Ex. 29: 43). As God is glorified in their life and their behavior, they would be sanctified by His presence in their midst. He intends to live in our midst, to sanctify us for Him.

Lesson Aim:

Our clergy are representatives of Christ, and therefore we must respect and venerate them and get their blessing.

Activities:

Print a copy of the worksheet with the blanks for each child to check their knowledge about the priesthood garments. Or you can work on the sheet together as a class.

Memory Verse:

28 ⁴¹*You shall anoint them, consecrate them, and sanctify them, that they may minister to Me as priests.*

CHAPTER 30: The altar of incense and the laver

Servant's Preparation:

Read Exodus Chapter 30.

Read the interpretation of the chapter in Interpretation of the Book of Exodus by Father Tadros Yacoub Malaty:

<http://www.orthodoxebooks.org/sites/default/files/pdfs/Exodus%20-%20Father%20Tadros%20Yacoub%20Malaty.pdf>

Brief introduction:

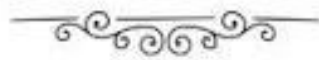
At the beginning of each lesson, please review book overview questions:

- ✓ *What is the meaning of Exodus?* Departure, going out. It refers to the departure of the children of Israel from Egypt.
- ✓ *Who wrote the Book of Exodus?* Moses the Prophet
- ✓ *What is the structure of the Book of Exodus?* It tells the story of bondage of the Israelites in Egypt, their exodus from Egypt to Sinai and the story of their journey in Sinai.

Main Points in the Chapter:

1. The altar of incense (1 – 10)
2. The Ransom money (11 – 16)
3. The Laver (17 – 21)
4. The holy anointing oil (22 – 33)
5. The holy incense (34 – 38)

The Tabernacle

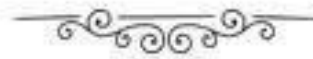


Altar of Incense



Located in The Holy Place
placed in front of the veil before the
Ark of The Covenant Exodus 30:1-10

The Tabernacle




The Bronze Laver



Outside in The Court of The Tabernacle:
Used for washing hands and feet before
entering The Holy Place Exodus 30:17-21

Exodus 30



Morning
and
twilight

there
shall be
perpetual
incense
before the Lord
v8

It is most
HOLY
to the Lord
v10



the smoke from the
incense reminds me
of prayers going up
to God - perpetual,
morning and evening

It really stands out how much emphasis is put
on the holiness of God and how everything + everyone
set apart for Him must be made holy as well.



When you take a census...
everyone who is... twenty
years and over, shall
give the contribution to
the LORD... The rich
shall not pay more
and the poor shall
not pay less... to make
atonement for yourselves
v12-15

When they enter
the tent of the
meeting, they shall
wash with water,
so that they will
not die v20



You shall make
incense
Salted, Pure
and holy v35

You shall
make... a holy
anointing
oil v25

It is holy and
it shall be holy
to you. v32



Lesson:

Explain the items covered in the chapter with a picture for each item, reading parts of the chapter.

1. *The altar of incense (1 – 10)*: These are God's commandments regarding the altar of incense: ⁷“Aaron shall burn on it sweet incense every morning; when he tends the lamps, he shall burn incense on it. ⁸And when Aaron lights the lamps ^[b]at twilight, he shall burn incense on it, a perpetual incense before the Lord throughout your generations. ⁹You shall not offer strange incense on it, or a burnt offering, or a grain offering; nor shall you pour a drink offering on it.” It also symbolizes presenting our life on the golden altar as sweet aroma of incense that God the Father will smell as pleasure in Christ Jesus.
2. *The Ransom money (11 – 16)*: If the incense is the sacrifice of love, offered by the priests inside the sanctuary, on behalf of the whole congregation, yet the people were committed to offer a contribution of love in the expenses of the tabernacle, from all men -- over 20 years old -- without distinction between the rich and the poor (Ex. 30: 15). This contribution refers the fact that, besides bearing a collective spirit, each believer shall also bear a personal relationship with God. The ministry of the tabernacle is that of the whole congregation, without losing the identity of the individual believer as a living member, who has a direct relationship with God and, at the same time, through his union with the congregation. Note that the contribution is symbolic, that anyone can afford (half a shekel), lest the rich would assume that they have a special status more than the poor. Salvation is free for all, and all souls are equal before the Lord and His ministers.
3. *The Laver (17 – 21)*: A round bronze basin put in the outer court, between the tabernacle and the altar, for Aaron and his sons to wash their hands and feet in its water. It is so located, as though it refers to the font of Baptism. No one can enjoy the divine holies, namely, enter into the tabernacle of meeting, to encounter with God, unless he is purified in the water of Baptism. Being located between the altar and the door of the tabernacle, is because no purifying by the water of Baptism, except through the redeeming sacrifice of Christ.
4. *The holy anointing oil (22 – 33)*: The anointing oil occupies a special position among God's commandments in the Old Testament, referring to the anointment by the Holy Spirit of prophets, priests, and kings, to do leading tasks, which are all done by the Person of the Lord Christ Himself. He is called Christ, meaning the (Anointed), having been anointed for His salvation work, before the beginning of the world. To Him, the Psalmist testified, saying, “You love righteousness and hate wickedness; therefore God, Your God, has anointed You with the oil of gladness more than Your companions” (Psalm 45: 7; Hebrews 1: 9) This anointment also refers to the anointment given generally to Christians after baptism and which is called (The anointment of Myroon - or

confirmation). St. Ambrose says: [Every believer is anointed a priest and a king; not to be a real priest or king, but a spiritual priest and king, to present to God spiritual sacrifices, and offerings of thanksgiving and praise].

5. *The holy incense (34 – 38)*: As we said, when we talked about the golden lampstand, that it was not just a way of illuminating the tabernacle, but a worship ritual, that carries a theological concept, concerning our relationship with God, the same thing applies here, the incense was not meant, just to give a sweet smell to the tabernacle, but it carried a theological concept that touches our life in God. That is why God commanded the use of a particular kind, its proportions, the time to offer it, and those who do it; banning its use (with the same proportions), outside the tabernacle, and offering it by foreign hands. The sacrificial work of Christ in our life intermingles with our prayers, for God to smell a sweet fragrance of pleasure.

Lesson Aim:

Just as the items in the tabernacle were consecrated and were very holy, the altar vessels in the church are also consecrated and are very holy. We must respect them and some of them can be touched by the clergy only.

Activities:

Review questions:

1. According to God's law, how often was the incense to burn in the temple? Exodus 30:7-8
 - A. During the morning, every morning
 - B. All day, every day, forever
 - C. All day, on the day of atonement

2. According to God's law, what would happen to the people if they did not pay the temple tax? Ex 30:12
 - A. Nothing
 - B. A plague
 - C. They were to be put out of the camp

3. According to God's law, what was the set amount for the temple tax, that each person, whether poor or rich, was required to pay? Ex 30:13

- A. 10% of their possessions
- B. A half shekel, no more no less
- C. As much as one desired to give freely from their heart

4. According to God's law, who was exempt from paying the temple tax? Ex 30:13-14

- A. No one
- B. All men under the age of 20
- C. The elderly

5. According to God, what was another name for the "temple tax?" Ex 30:13-15

- A. Government tax
- B. Offering to the Lord
- C. A sin offering

6. What was the temple tax to be used for? Ex 30:16

- A. To help the poor
- B. The service in the meeting tent
- C. To help spread the word to all nations about the dwelling place of God

7. What did Jesus say about us paying the temple tax? Matt 17:24-27

- A. We have to pay it
- B. We do not have to pay it
- C. It doesn't matter either way, if we pay it or not

8. The bronze bowl filled with water was to be used for what? Ex 30:19

- A. Washing of the priests' hands and feet
- B. Washing of the children of Israel's hands and feet
- C. Cleaning up the blood from the horns of the altar, the sides of the altar, and the priests clothes

9. How long should this law about the washing with water from the bronze bowl continue? Ex 30:21

- A. 40 years
- B. Until the children of Israel cross the Jordan River
- C. Until there is no longer a tabernacle with a bronze bowl
- D. Forever

10. What was the sweet-smelling anointing oil made from?

- A. Pure olive oil
- B. Olive oil and ox blood
- C. Liquid myrrh, cinnamon, cane, cassia, and olive oil

11. Everything the anointing oil was poured on would become what? Ex 30:29

- A. Holy
- B. Oily
- C. Sweet-smelling

12. Anything that touches the things anointed with oil will become what? Ex 30:29

- A. Dead
- B. Holy
- C. Blessed

13. Anyone who makes this same recipe given for making anointing oil as a general perfume shall be what? Ex 30:33

- A. Praised
- B. Cut off from the people of Israel
- C. Branded on their forehead and hand with the word sinner by use of a hot iron

14. Where was the fine powder of incense to be placed? Ex 30:36

- A. On the table with the shewbread

- B. Inside the door of the tent
- C. In front of the Ark of the Covenant (the Holy Box containing the Agreement)

Memory Verse:

29 You shall consecrate them, that they may be most holy; whatever touches them must be holy.

CHAPTER 31: The final talk

Servant's Preparation:

Read Exodus Chapter 31.

Read the interpretation of the chapter in Interpretation of the Book of Exodus by Father Tadros Yacoub Malaty:

<http://www.orthodoxebooks.org/sites/default/files/pdfs/Exodus%20-%20Father%20Tadros%20Yacoub%20Malaty.pdf>

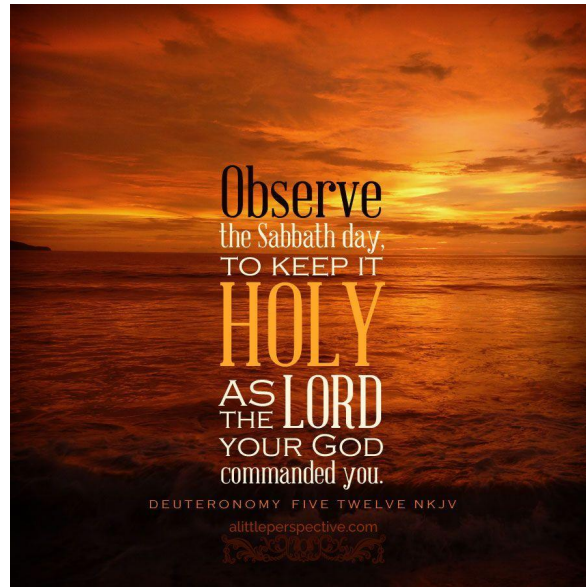

Brief introduction:


At the beginning of each lesson, please review book overview questions:

- ✓ *What is the meaning of Exodus?* Departure, going out. It refers to the departure of the children of Israel from Egypt.
- ✓ *Who wrote the Book of Exodus?* Moses the Prophet
- ✓ *What is the structure of the Book of Exodus?* It tells the story of bondage of the Israelites in Egypt, their exodus from Egypt to Sinai and the story of their journey in Sinai.

Main Points in the Chapter:

1. The workers on the tabernacle (1 – 11)
2. The Sabbath Law (12 – 17)
3. Giving Moses the two tablets of testimony (18)





Exodus 31

God equips people and works through them to accomplish what He calls you to do.



I have filled him
With the
Spirit of God...
in all kinds of
Craftsmanship v3
... and in the hearts
of all who are skillful
I have put skill, that
they may make all
that I have
Commanded you v6

WARNING
NO WORK!
VIOLATORS
WILL
DIE! vs 14-15

Sabbath

HOLY
to
the
LORD
vs 15

You shall
surely
observe My
Sabbaths;
for this is a

Sign

between Me and you
throughout your
generations, that
you may know that
I am the LORD
who sanctifies you
vs 13

upon Mount
Sinai, He gave
Moses the two
tablets... of stone,
written by the
finger of
GOD vs 18



The Sabbath was a gift from God (a day of rest) and an obligation to God as a sign of the covenant between God and the people of Israel.

Lesson:

Explain the events covered in the chapter with a picture for each event, reading parts of the chapter.

The Lord ended His talk with the prophet Moses on Mount Sinai, by appointing the names of the two persons He chose to build the tabernacle and all its furnishings; confirming the commandment pertaining to the Sabbath Law; and then giving him the two tablets of testimony, before letting him go down to the people.

1. *The workers on the tabernacle (1 – 11):* After commanding Moses to build the tabernacle with all its furnishings, according to a living pattern that He showed him, He did not let him choose those who were to do the work, but called by name 'Bezaleel' the son of Uri, the son of Hur, of the tribe of Judah, whom He filled with the Spirit of God, in wisdom, in understanding, in knowledge, and in all manner of workmanship. He appointed with him 'Aholiab' the son of Ahisamach, of the tribe of Dan, to help him in his task. He also commanded him to appoint all who are gifted artisans among the people that they may make all that He had commanded. In this command we notice the following:
 - a. God chose already gifted persons, then filled them with the Spirit of God, in wisdom, in understanding, and in knowledge; and so, as said by St. John Chrysostom, the wisdom of the worker, naturally given to him by God would be supported by a heavenly wisdom, to accomplish his designated task. God did not disregard the natural wisdom, as it is also His gift, but sanctified it by His Holy Spirit, that supports and helps.
 - b. If God chose 'Bezaleel', and filled him with His Spirit ... (Ex. 31: 3), as a confirmation of the importance of God's role in choosing the overseer, He also chose 'Aholiab', to support him. As though the guidance work in the Church is set on the spirit of fellowship, love, and counsel, and not on individual spirit. The secret of success of a priest or minister, whatever his rank is, is not in his individual work, but in his cooperation with his brothers by the one spirit.
2. *The Sabbath Law (12 – 17):* From all the statutes and commandments that He delivered to Moses, God chose this one (Keeping the day of the Lord) to be His final commandment.
 - a. Here, we notice that God said to Moses: "My Sabbaths you shall keep" (Ex. 31: 13). He did not say "The Sabbaths" or "Your Sabbaths", but referred them to Him saying: "My Sabbaths". So, if "Sabbath" means (rest), by keeping the day of the Lord, we rest in Him, encountering with God the secret of our true rest, and, at the same time, God would find rest in us, a place in our heart, we, the subject of His pleasure. That is why He calls them, "*My Sabbaths*", namely, "*My rest.*"

- b. What are these Sabbaths to keep, but the Lord Christ Himself, in Whom, alone, we find our rest, and in Whom, as well, God the Father finds His rest. That is why the penalty was very severe, “Everyone who profanes it shall surely be put to death; for whoever does any work on it, that person shall be cut off from among the people” (Ex. 31: 14). Whoever despises the Lord Christ, will be deprived of his eternity, will die forever, and will lose his fellowship in the eternal kingdom. In this chapter, the Lord concentrated on the Sabbath, as an eternal covenant (Ex. 16; 17), as it concerns our eternal life.
3. *Giving Moses the two tablets of testimony (18)*: “God gave Moses the two stone tablets of the testimony, written with the fingers of God” (Ex. 31: 18), namely by the Holy Spirit, that inspired the whole Holy Book. These tablets would get broken through man’s anger and weakness, to be replaced by new tablets, that refer to the replacement of the letter of the Law by the grace; according to the words of St. John, the evangelist: “For the Law was given through Moses, but grace and truth came through Jesus Christ” (John 1: 17).

Lesson Aim:

We must rest on the Sabbath and keep it holy to the Lord. (The Sabbath for us Christians is Sunday as it is the day the Lord is risen.)

Activities:

Freeze Jump Game:

You may start your class with this game. This simple game will get your students moving so they can better pay attention during the lesson, and it will give them a fun, physical way to practice resting. Make sure you have a large, clear space, in order to minimize bumps and accidents. Tell your students to spread out with their arms out. They should not be able to touch anyone. Explain that when you start the music, they will jump nonstop. If you want, they can move around the room, or you can have them stay in pretty much one place so they do not run into anyone. Explain that when the music stops, they must drop to the ground and relax. They can pretend to sleep, or just close their eyes and smile. When the music starts up again, they jump around again. Play upbeat Christian music and do as many rounds as you want, until they have settled down enough for class.

A talk about the Sabbath:

Open in prayer, then say, that was a fun game! I loved jumping with you all. It is fun to be active and to play. Sometimes I wish we could do that all the time! Wouldn’t it be cool if we never had to sleep, or take breaks? If we could just keep going, nonstop, all the time? It may sound fun, but that is not how we were created. God created us to rest. Do you know why we need sleep? (Allow students to answer.) Sleeping is

how our brains and our bodies recharge. It's like plugging in a phone that has low battery. We grow best and learn best when we sleep well. Did you know that rest is so important, that God made it one of his commandments?

The fourth commandment tells us "remember to observe the Sabbath day by keeping it holy." There are a lot of big words in there, so let's look at them one by one. When this verse says, "remember to observe," it means, "don't forget to do." Next is the word Sabbath. This word is from a Hebrew word. The word "Sabbath" means to stop and rest. (See Strong's Concordance entry 7673). Holy means set apart for a special use. So, in the fourth commandment, God is basically telling us, don't forget to take a day for special rest to worship him every week.

Now of course we are supposed to worship God every day. We should read our Bibles every day and pray every day and do kind things every day. But this commandment tells us we are supposed to take one day out of every week and make it a special time for God. The Sabbath day is a day to rest and relax and focus on God. For us, Christians, it's Sunday. Use that day as a chance to recharge your spiritual batteries so you will be ready to serve God by serving others the rest of the week.

Resting is important. But not many people are very good at it. We don't like to stop doing things, and we don't like to be bored. So we keep our days busy, busy, busy! We keep our days so busy however, that we don't make time for God. Adults may work a whole lot because they enjoy their jobs and because they want to make money. That is an okay thing to do, but only for six days a week. Kids may go to school and sports and other activities and playdates because those things are fun and important. But only for six days a week. On one day a week, we must rest in the Lord.

Let's have a sword drill to see one reason why we rest. Take all fingers and bookmarks out of your Bibles and hold them, closed, above your head. When I say go, turn to Psalm 127:2. Go! (Read, or have a student read, Psalm 127:2.)

*"It is vain for you to rise up early,
To sit up late,
To eat the bread of sorrows;
For so He gives His beloved sleep."*

Working hard and doing your best is important. But we don't have to work so hard all the time. We can trust God to take care of us. Taking a Sabbath day to rest and spend extra time with God is kind of like tithing. Who can remind us what tithing is? (Allow students to answer.) Tithing is when we give part of the money we earn to God. It shows God that we trust him to take care of us and provide everything we need on less money. It's his money anyway. He is the one who lets us earn it in the first place. Resting one day a week is another way to show God that we trust him. We give him one day a week so we can rest and not have to worry about getting all the work done. We know God will take care of us. All the days of the week are his, anyway. Even God himself rested! Remember, when God created the Universe, he created everything in six days, and then rested on day seven. Of course, God did not NEED to rest. He's God! He never even sleeps! (Psalm 121:4). God rested to give us an example of what our weeks should look like: six days of work and one day of rest.

There is another reason why God commands us to keep the Sabbath day. Exodus 31:13 says, "Speak also to the children of Israel, saying: 'Surely My Sabbaths you shall keep, for it is a sign between Me and you

throughout your generations, that *you* may know that I *am* the Lord who sanctifies you.” People who aren’t Christians don’t usually have an idea of what it means to take a day off. Most stores stay open seven days a week. Most people at least do some work to get caught up or get ahead. So when people see Christians resting one day a week instead of doing extra work, they will see that Christians have a different way of thinking. We don’t have to worry about getting any extra work done, because God will provide for us.

I want to discuss with you for a moment what Sabbath rest looks like. What do you think of when you hear the word “rest?” (Allow students to answer.) When I hear the word “rest,” I think about bubble baths, fuzzy slippers, and afternoon naps. While this rest can be a part of a Sabbath day, it is not the whole day. Also, this commandment is not a way to get out of doing your chores. You still have to take care of your pets, help with meals, and make your bed. Your family’s Sabbath day is not a day to stop doing everything. After all, you do need to eat. It is a day to spend extra time focusing on God together. So prepare ahead of time. Make sure your room is clean the day before, so you don’t have to use God’s special day doing a lot of cleaning, and make sure you finish your homework, because that is certainly not restful. A good way to spend a Sabbath day is by spending extra time with your family, reading your Bible, singing worship songs, going to church, and spending extra time talking to God in prayer.

The Sabbath day is a special day for us to recharge our batteries, so we can be calmer, kinder people for the rest of the week. The Sabbath is a special gift from God. Jesus tells us in Mark 2:27, “The Sabbath was made for man, and not man for the Sabbath.” So make sure you rest on the Sabbath!

Memory Verse:

14 You shall keep the Sabbath, therefore, for it is holy to you.

17 It is a sign between Me and the children of Israel forever; for in six days the Lord made the heavens and the earth, and on the seventh day He rested and was refreshed.

CHAPTER 32 to 34: The golden calf and the covenant renewed

Servant’s Preparation:

Read Exodus Chapters 32 to 34.

Read the interpretation of the chapters in Interpretation of the Book of Exodus by Father Tadros Yacoub Malaty:

<http://www.orthodoxebooks.org/sites/default/files/pdfs/Exodus%20-%20Father%20Tadros%20Yacoub%20Malaty.pdf>


Brief introduction:


At the beginning of each lesson, please review book overview questions:

- ✓ *What is the meaning of Exodus?* Departure, going out. It refers to the departure of the children of Israel from Egypt.
- ✓ *Who wrote the Book of Exodus?* Moses the Prophet
- ✓ *What is the structure of the Book of Exodus?* It tells the story of bondage of the Israelites in Egypt, their exodus from Egypt to Sinai and the story of their journey in Sinai.

Main Points in the Chapters:

1. Making the golden calf (32: 1 – 6)
2. God's wrath against the people of Moses (32: 7 – 14)
3. Moses gets angry and breaks the two tablets (32: 15 – 19)
4. Grinding the golden calf to powder (32:20)
5. Moses chastises the people (32: 21 – 29)
6. Moses' intercession (32: 30 – 35)
7. A divine admonishment to the people (33: 1 – 6)
8. Moses' tent as a tabernacle (33: 7 – 11)
9. Moses pleads for God's presence with His people (33: 12 – 17)
10. A divine friendship – Moses sees God's glory (33: 18 – 23)
11. Two new stone tablets for the covenant (34: 1 – 4)
12. The Lord descends in the cloud and speaks to Moses (34: 5 – 10)
13. Two conditions for renewing the covenant (34: 11 – 26)
14. Moses fasts (34: 27 – 28)
15. Moses' face shines (34: 29 – 35)





Exodus 32

they are an obstinate people

Whoever has sinned against Me, I will blot him out of My book v33


Moses entreated the Lord v11
turn from your **burning ANGER** v12

Whoever is for the LORD, come to me v26

Dedicate yourselves today to the **LORD**

When the people saw that Moses delayed to come down from the mountain... v1

they made for themselves a **MOLTEN CALF** v8



make us a god who will go before us!



Moses' anger burned and he threw the tablets... and shattered them at the foot of the mountain v19

Exodus 33

Go up to a land flowing with milk and honey ... I will not go up in your midst because you are an obstinate people vs I will send an angel before you v2



tent of meeting ↓




Whenever Moses entered the tent, the pillar of cloud would descend and stand at the entrance of the tent. Thus the Lord used to speak to Moses, face to face just as a man speaks to his friend v9,11

I Myself will make all My goodness pass before you... v19

You cannot see My face and live v20

Stand there on the rock... while My **glory** is passing by ... I will put you in the cleft of the rock and cover you with My hand until I have passed by... and you shall see My back, but My face shall not be seen vs 21-23



EXODUS 34

Then the LORD said to Moses,
"Write down these words, for
in accordance with these
words I have made a covenant
with you and
with Israel" v27

the LORD passed by
in front of him and
proclaimed, "The LORD,
the LORD God,
compassionate and
gracious, slow to anger,
and abounding in
loving kindness and truth...
who keeps loving kindness
for thousands, who
forgives iniquity,
transgression and sin;
yet He will by no means
leave the guilty
unpunished."
v6-7



so he was there with the LORD forty days and forty nights v28

the sons of Israel would see... that
the skin of Moses' face **Shone**,
so Moses would replace the
veil over his face until
he went in to speak with
Him v35



Lesson:

Explain the events covered in the chapters with a picture for each event, reading parts of the chapter.

1. *Making the golden calf (32: 1 – 6)*: In Egypt, the calf was worshiped. The Israelites were used to the idea of a seen god. So when Moses disappeared, they wanted a seen god again! But they had no excuse because although they couldn't see the true God with their own eyes, His works were still shown to them even in Moses' absence from them. The manna was still coming and the pillar of cloud and pillar of fire were still appearing to them.
2. *God's wrath against the people of Moses (32: 7 – 14)*: God got angry with the people and stopped calling them "My people", saying to Moses, "Go, get down! For your people whom you brought out of the land of Egypt have corrupted themselves" (Ex. 32: 7). But He gave Moses a chance to intercede for them by saying, "**let Me alone**, that My wrath may burn hot against them, and I may consume them; and I will make of you a great nation" (Ex. 32: 9, 10).

Moses interceded for them by giving God three reasons to relent:

- He reminded God how He brought the people out of Egypt with great power
- That the enemy would say that God brought them out to consume them in the mountains
- He reminded God of His promises to Abraham, Isaac and Jacob

"The Lord relented from the harm which He said He would do to His people" (Ex. 32: 14) God is ready to forgive us when we repent.

3. *Moses gets angry and breaks the two tablets (32: 15 – 19)*: Moses could not bear the sight of the calf and he broke the two tablets of the Ten Commandments.
4. *Grinding the golden calf to powder (32:20)*: Moses burned the calf, ground it to powder, scattered it on the water and made the people drink it. This is a reference to the fact that every man is committed to drink the fruits of his sins. It is also probably because Moses wanted to totally destroy the calf to prevent the people from ever thinking about it again.
5. *Moses chastises the people (32: 21 – 29)*: Although Moses interceded for the people with God, he chastised them when he saw that they got out of control by telling the sons of Levi to kill all those who are outside their tents. So those who were ashamed of their sin and who went inside their tents were spared.
6. *Moses' intercession (32: 30 – 35)*: God accepted Moses' intercession. He would not consume the people, but would go on helping them, and would consummate His promises to them; Yet not without condition; Having sinned, when He visits them for salvation, he will visit the sin in them, namely, He will punish them; That

is why He plagued them, until the day He would return and proclaim His salvation work in their life. God's love or mercy is not in contradiction with His justice. Though He forgives, yet He does not tolerate carelessness, and would not unite with a man still in his sin.

7. *A divine admonishment to the people (33: 1 – 6):* God accepted Moses' intercession, and confirmed to him that He will stay honest to the people, despite their dishonesty; saying to him: "Depart and go up from here, you and the people whom you have brought out of the land of Egypt, to the land of which I swore to Abraham, Isaac, and Jacob, saying, 'To your descendants I will give it'" (Ex. 33: 1).

Although He is realizing His promises to their fathers, yet we notice some change in the way He is going to do that:

- a) He still feels bitterness toward the people. He does not call them "My people", as He used to, and does not use His language of friendship ... Probably, so that the people would not find sin easy, and would not abuse God's love and mercy.
 - b) God would not personally go up in their midst, saying: "I will send an Angel before you...I will not go up in your midst, lest I consume you on the way, for you are a stiff necked people" (Ex. 33: 3). As though, it is out of God's mercy, not to come up into their midst while they are still in their sin.
 - c) God opened the door of hope before Moses and the people, by talking of repentance, saying: "Now, therefore, take off your ornaments, that I may know what to do to you"(Ex. 33: 5). As though He is saying to them: Stop leaning upon yourselves, forsake the lusts of your bodies and give Me a chance to work in your midst!
8. *Moses' tent as a tabernacle (33: 7 – 11):* When the people heard this news, they mourned, and no one put on his ornaments (Ex. 33: 4; 6), as a sign of their sacred grief and their repentance.

But God stopped meeting with Moses in the camp that was defiled by that horrible sin; and Moses had to take his tent and to pitch it outside, far from the camp, and called it the tabernacle of meeting (Ex. 33: 7).

This is not the tabernacle that God commanded Moses to make later on, but it was Moses' personal worship tent, namely, his secret place of prayers, that he took away from that evil place, in order to be able to meet and to "speak to God face to face, as a man speaks to his friend" (Ex. 33: 11).

That does not imply that Moses has seen the face of God, but that phrase means that he spoke to Him in a direct way, with a clear and distinct voice, and not as it was with the rest of the people who stood very far, "each man stood at his tent

door, watching the pillar of cloud standing at the tabernacle door” (Ex. 33: 8 - 10).

By that tent, God prepared the people for the tabernacle of meeting, which Moses was to make through the command of God. As they saw the glory of God at the door of Moses’ tent, all the people rose and worshipped, each man in his tent door; and they began to dignify Moses. They started to realize the holiness of the encounter with God, and the holiness of God’s ministers.

Moses also taught his disciple, Joshua, the life of worship.

9. Moses pleads for God’s presence with His people (33: 12 – 17): With humility, love and boldness, Moses pleads for God’s presence with His people, and God listens to him because of his humility and love and says to him: *“My presence will go with you, and I will give you rest ... And I will also do this thing that you have spoken”* (Ex. 33: 14; 17).
10. A divine friendship – Moses sees God’s glory (33: 18 – 23): Moses longed to see God, so he dared to ask boldly this request that no one asked before. God replied to him: *“Here is a place by Me, and You shall stand on the rock. So it shall be, while My glory passes by, that I will put you in the cleft of the rock, and will cover you with My hand while I pass by. Then I will take away My hand, and you shall see My back; but My face shall not be seen”* (Ex. 33: 21 - 23)

In the New Testament, when Philip asked Jesus: “Lord, Show us the Father, and it is sufficient for us” (John 14: 8), the Lord’s response was: “He who has seen Me has seen the Father” (John 14: 9). Also, in Matthew 5: 8 we read that those “Pure in heart shall see God”.

11. Two new stone tablets for the covenant (34: 1 – 4): In the first time, God gave Moses the two tablets ready cut with the commandments engraved on them (See Ex. 31: 18). But, this time, God commanded Moses to cut two tablets of stone like the first ones, then the Lord will write on them the words that were on the first tablets; God renewed the covenant with His fallen people, but the people lost the two tablets that were cut by God when Moses broke them due to their sin of worshipping the golden calf.
12. The Lord descends in the cloud and speaks to Moses (34: 5 – 10): God realizes His promise to Moses by passing before him. He proclaims His nature, that He is: *“The Lord, the Lord God, merciful and gracious, long-suffering, and abounding in goodness and truth, keeping mercy for thousands, forgiving iniquity and transgression and sin, by no means clearing the guilty, visiting the iniquity of the fathers upon the children and the children’s children to the third and the fourth generation”* (Ex. 34: 6; 7).

When God says: *“I will be gracious to whom I will be gracious”*, it does not mean that God has partiality. It means that He is merciful, when He finds that man presents repentance, or longs to repent. Yet, God’s mercy is not because of any righteousness in us, but because of His unconditional love.

As Moses listened to the voice of God, he *“made haste and bowed his head toward the earth, and worshipped”* (Ex. 34: 8), thus was presenting submission and repentance on behalf of all the people. So God renewed His covenant, saying: *“I make a covenant”* (Ex. 34: 10).

13. Two conditions for renewing the covenant (34: 11 – 26): To renew the covenant with the people, after falling to idol worship, God presented two main conditions:

- a. **A negative condition**: Which is abolishing sin in all its forms; saying, *“Take heed to yourself, lest you make a covenant with the inhabitants of the land where you are going, lest it be a snare in your midst. But you shall destroy their altars, break their sacred pillars, and cut down their wooden images. For you shall worship no other god, For the Lord, whose name is Jealous, is a jealous God”* (Ex. 34: 12 - 14).

As we said before, the people could not discern between the sin and the sinners. So, destroying all what concerned the sinners, has been a symbol of destroying sin in their lives.

- b. **A positive condition**: Escaping from evil was not enough. But a concrete side of the covenant was imperative: observing the feasts, offering the firstborn, and keeping the Sabbath, things that would kindle man’s heart with the flame of God’s love, and would give him joy and comfort!

14. Moses fasts (34: 27 – 28):

- a. The Covenant goes hand in hand with fasting.
- b. Having been with the Lord, Moses was in no need of bread or water; The Lord was his fulfillment.

15. Moses’ face shines (34: 29 – 35): The skin of Moses’ face shone as he talked with God. This had never happened before. It is as though God intended to reward him for his great love of his people.

St. Clement of Alexandria sees in the shining of Moses’ face, a symbol of the Gnostic man, namely, he who has the true practical knowledge.

The scholar Tertullian sees in that event, a proclamation of God’s work in resurrection. As Moses was so glorified that the people could not look at his shiny face, so will we be in resurrection.

As to the veil that Moses put on his face when he spoke to the people, it is that which was taken away in Christ through gaining His grace (2 Corinthians 3: 13; 14). And as the apostle Paul says, that until this day the same veil remains un-lifted from the hearts of unbelieving Jews. That is why they are unable to comprehend the secrets and hidden Spirit of the law!

Lesson Aim:

- Worship God only: Our hearts should belong to Him only.
- God is gracious and merciful when we repent and seek Him.
- Moses mediated for the people. Jesus is our Mediator.

Activities:



Title: The Golden Calf

Scripture: Exodus 32

Supplies: Play-Doh

Lesson Opening

Get the kids' attention as you use the Play-Doh to fashion some type of animal. It doesn't have to be a work of art, just something simple. When you're done make a show of exhibiting your creation.

Say: Check out this awesome animal I just made! Pretty cool huh? You know what, maybe this animal has special powers. What do you think? *(Let kids answer.)*

Say: You're right. This animal is just something I made out of Play-Doh. There's nothing special about it, and it certainly doesn't have any special power. Wouldn't it be silly to think that something *I made* with my own hands would have power? But that's exactly what happens in our story today.

Tell the Story (or tell only the parts relevant to the activity/lesson goal if you've already told the story)

Say: Today we will continue reading from the book of Exodus. Last week we heard the story of God giving His people [the 10 commandments](#).

Ask: Who remembers the name of the man that went up on the mountain to talk to God? *(Moses.)*

Say: Moses was up on Mt. Sinai for a very long time, while the Israelites waited down below. After a while, they began to think Moses was not coming back, so they started to get anxious. If Moses didn't return, who would lead them out of the desert? How would they get to the Promised Land? So they came up with a plan.

Read from your Bible: *Exodus 32:1*

Ask: What did the people want Aaron to do? *(Make a god that they could see and worship and who would lead them.)*

Ask: What was wrong with their plan? *(God is the one true God. He has commanded us not to worship any other gods! The people had fallen into idolatry by asking for Aaron to make a god for them to worship.)*

Say: Aaron gave in to what the people asked him to do. He told them to give him all their gold jewelry, which he melted down and formed into the shape of a calf. *(Show the picture of the golden calf.)*

Ask: What can this calf do? *(Nothing.)* Could it lead the people out of the desert? *(Nope.)* Was it powerful to save them from their enemies? *(No way!)*

Say: It was not only ridiculous, but sinful for the Israelites to worship the image of a calf that Aaron had created.

Say: While Moses was still in God's presence, God knew what the people were doing down below. God told Moses that the people had already forgotten about Him, and He would destroy them because of their sin. Moses knew that he had an important job to do, to speak to God on behalf of the Israelites. Let's read from God's Word and find out what Moses said.

Read from Your Bible: *Exodus 32: 11-13*

Say: Instead of destroying all the people, God listened to Moses and decided to save them. Do you remember our lesson goal? Let's say it together.

Goal: God is gracious and merciful when we repent and seek Him!

Say: Moses came down the mountain carrying the two tablets that God had inscribed with the 10 commandments. When Moses saw the Israelites worshiping the golden calf he got so angry that he threw the tablets to the ground, breaking them into many pieces. He couldn't believe that the people were so quick to forget God even after all God had done for them. Moses then burned up the golden calf with fire, ground it into powder, and poured the powder into the drinking water and made the Israelites drink it!

Ask: Do we ever forget God? *(Allow time for kids to respond.)*

Say: Forgetting God doesn't always mean creating a golden calf to worship. Sometimes forgetting God means thinking we don't need Him or that He's not powerful enough to help us. The Israelites had forgotten God, and their forgetting led them into sin.

Ask: Does anyone know what a mediator is? (*Someone who is in the middle-that speaks on behalf of someone else.*)

Say: Moses was a mediator for the Israelites. He stood in God's presence and spoke to Him for them. He would also listen to God and tell the people what He had said. God listened to Moses because of his great love for the people. Moses loved and cared about his people, but even he couldn't take away their sin. He could only talk to God and ask God to have mercy on them.

Ask: Did you know that we have a mediator today?

Say: We have Jesus! Jesus is the perfect mediator because He is completely sinless, and He is the only One Who can take our sin away. He died for us to save us! God's grace is so much bigger than our sin. Even when we do really really bad things, we can never sin so much that Jesus's sacrifice can't cover us. When we repent, God forgives and accepts us. The Israelites did a really really bad thing in worshipping the golden calf, but God still forgave them and loved them as His chosen people.

Pray *God thank you so much for giving us a perfect mediator in Jesus. We thank you for your great grace in our lives and for providing a way for us to be saved from our sin.*

Review Questions

- **What were the main points from our lesson?** (1. Our hearts should belong to God only. 2. God is merciful when we repent. 3. Jesus is our Mediator.)
- **Why did the Israelites want Aaron to make a god for them to worship?** (They didn't think Moses was ever coming back and wanted a god that they can see with their eyes to take care of them and lead them out of the desert.)
- **What is a mediator?** (Someone who stands in the middle and speaks on behalf of one group to another.)
- **How was Moses the mediator for Israel?** (He spoke to God on behalf of the Israelites so that God wouldn't destroy them.)
- **How did God show mercy on the Israelites?** (He didn't destroy them when they sinned.)

Memory Verse:

"... you shall worship no other god" (Ex. 34:14)

"My presence will go with you, and I will give you rest ... And I will also do this thing that you have spoken" (Ex. 33: 14; 17).

CHAPTER 35 to 40: Making, setting, and dedicating the tabernacle

Servant's Preparation:

Read Exodus Chapters 35 to 40.

Read the interpretation of the chapters in Interpretation of the Book of Exodus by Father Tadros Yacoub Malaty:

<http://www.orthodoxebooks.org/sites/default/files/pdfs/Exodus%20-%20Father%20Tadros%20Yacoub%20Malaty.pdf>

Brief introduction:

At the beginning of each lesson, please review book overview questions:


- ✓ *What is the meaning of Exodus?* Departure, going out. It refers to the departure of the children of Israel from Egypt.
- ✓ *Who wrote the Book of Exodus?* Moses the Prophet
- ✓ *What is the structure of the Book of Exodus?* It tells the story of bondage of the Israelites in Egypt, their exodus from Egypt to Sinai and the story of their journey in Sinai.

Main Points in the Chapters:

1. Summary:
 - Sabbath Regulations
 - Offerings for the Tabernacle
 - Offerings for the Tabernacle
 - The Tabernacle Offerings Presented
 - The Artisans Called by God
 - Building the Tabernacle
 - The People Give More than Enough
 - Making the Ark of the Testimony
 - Making the Table for the Showbread
 - Making the Gold Lampstand
 - Making the Altar of Incense
 - Making the Anointing Oil and the Incense
 - Making the Altar of Burnt Offering
 - Making the Bronze Laver
 - Making the Court of the Tabernacle
 - Materials of the Tabernacle
 - Making the Garments of the Priesthood
 - Making the Ephod
 - Making the Breastplate

Making the Other Priestly Garments
The Work Completed
The Tabernacle Erected and Arranged
The Cloud and the Glory

2. Why going again into the details of the tabernacle?
3. The offerings
4. Wisdom and understanding in work and offering
5. Early and diligent offering
6. Dedication of the tabernacle



Exodus 35

Then Moses assembled the sons of Israel v₁



These are the things that the LORD has commanded you to do v₁

For 6 days work may be done, but on the 7th day you shall have a holy day, a sabbath of complete rest to the LORD v₂

Let every skillful man among you come

Take... a contribution... whoever is of a willing heart, let him bring it v₅



everyone whose heart stirred him and everyone whose spirit moved him came & brought the LORD'S contribution v₂₁



all the skilled women spun with their hands v₂₅



the Israelites whose hearts moved them brought a freewill offering to the LORD ²⁹



B
e
z
a
l
e
l

He has filled him with the Spirit of God, in wisdom, in understanding and in knowledge and in all Craftmanship... He also has put in his heart to teach v_{31,34}

O
h
o
l
i
a
b



Exodus 36




Then Moses called Bezalel and Oholiab, and every skillful person in whom the LORD had put skill, everyone whose heart stirred him, to come to the work to perform it v2

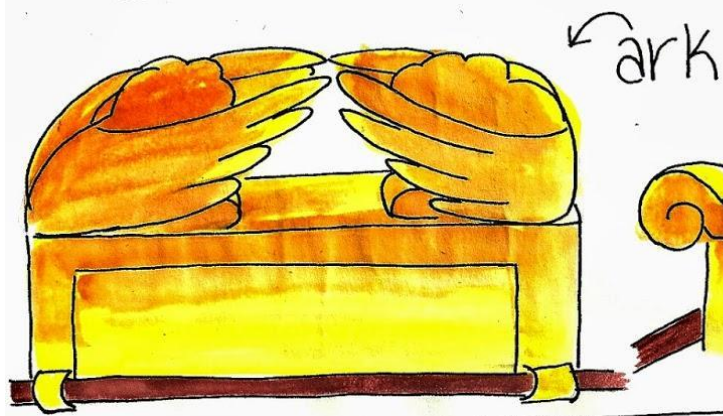
"The people are bringing much more than enough for the construction work" So Moses issued a command... Thus the people were restrained from bringing any more. For the material they had was sufficient and more than enough for all the work to perform it. v 5-7



All the skillful men... who were performing the work made the tabernacle. v8



Exodus 37

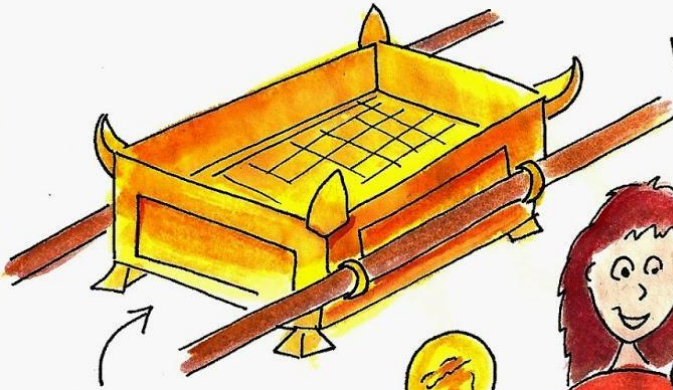


Now Bezalel made...



EXODUS 38


Now Bezalel made
all that the LORD
had commanded Moses
v22



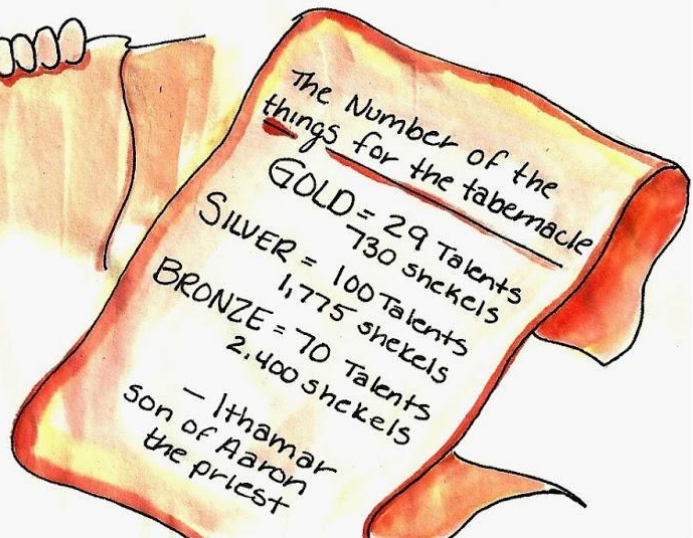
"altar of
burnt offering"
"overlaid
with
bronze"



"he made the
laver of bronze...
from the mirrors of
the serving women who
served at the doorway of
the tent of meeting" v8




"all the hangings
of the court... were of
fine twisted linen"
v16



Exodus 39

They made
(the
garments)
just as
the LORD
had
commanded
Moses
v1




Holy Garments

- Ephod
- breastpiece
- robe of the ephod
- turban
- plate of the holy crown

Garments

- tunics
- caps
- breeches

They brought
the tabernacle
to Moses
v33



So the sons of Israel did all the work according
to all that the LORD had commanded Moses. And
Moses examined all the work and behold,
they had done it;
just as the LORD had commanded...

So Moses blessed them.

v42-43

Exodus 40

Then the LORD spoke to Moses, saying...
v1



Thus Moses did... all that the LORD had commanded v16

Throughout all their journeys, the cloud of the LORD was on the tabernacle by day, and there was fire in it by night, in the sight of all the house of Israel v38

the cloud covered the tent of meeting and the GLORY OF THE LORD filled the tabernacle v34

Lesson:

Summarize what is covered in the chapters then explain the following:

1. Why going again into the details of the tabernacle?

The Holy Book intended to confirm that the workers were committed to great accuracy in making the tabernacle and all its furnishings, according to the pattern shown by God to Moses. This emphasizes the importance of church rites because they strengthen our faith through the biblical meanings that are behind them and they help us.

Also, God cares for setting inside us a spiritual sanctuary, with a similar accuracy in following His commandments.

2. The offerings: The offerings symbolize putting to death our earthly desires.

From another aspect, we find also in this a portrait of the living Church, in which men, women, old and young, work together; every one offers something; no lazy or barren member in the body of the Lord Christ.

“Rulers brought onyx stones, and stones to be set in the ephod and in the breastplate; and spices and oil for the light, for the anointing oil, and for the sweet incense” (Ex. 35: 27, 28).

Those rulers refer to the leadership work. That is why they offered the stones we spoke of previously, which refer to the priests bearing the people over the shoulders and breast, to bring them over to the temple of God with fatherly spirit, carrying their responsibility and praying for them! They fill up the lamps with oil, in order that their life would be enlightened with the living practical light of faith, to testify to God before all. They offer the anointing oil, to have their actions anointed with the Holy Spirit. And they offer the sweet incense, because the secret of their success is their persistent prayers, and offering of their life as a sacrifice of love, a sweet fragrance of incense to the Lord.

3. Wisdom and understanding in work and offering: As the scholar Origen says; [What would be the use, if you have all the necessary material, yet you could not properly put them into use?!

Therefore, we should strive to gain wisdom, to be capable of putting into use what we learn from the Holy Books, in the proper way, and in the proper time, in order to build up and adorn the sanctuary of God].

4. Early and diligent offering: The children of Israel continued to bring to Moses freewill offerings *“every morning”* (Ex. 36: 3). All the craftsmen were doing their work, not with a temporary zeal, but with persistent and steady spirit, that there was more than enough for the service of the work commanded by God. That is a symbol of offering to the Lord, the inner life and works *“every morning”*, namely, offering it early, not waiting to offer Him whatever is left over of them at the day’s end. It is giving Him priority in the whole life.

5. Dedication of the tabernacle: It was a joyful day; the priests were anointed, and the tabernacle, with all its furnishings, was dedicated. It was accepted by God, for whom the heavens and earth are not wide enough, to become His dwelling place amid His people. Then: *“Then the cloud covered the tabernacle of meeting, and the glory of the Lord filled the tabernacle.”* (Ex. 40: 34; 35).

Lesson Aim:

Just like each item in the tabernacle had a spiritual meaning, so does everything in church. Everything in our church buildings and in our church rites has a biblical origin and a spiritual meaning.

Activities:

We've previously described the spiritual significance of each item in the tabernacle. Let's explain the significance of the structure of our Coptic churches:

Show the children this video: <https://www.youtube.com/watch?v=HeQVthAfs6Y> (The Structure of the Coptic Church – Part one)

- Our Coptic churches can have any of three possible shapes:
 - Circle: Because it has no beginning or end just like our Lord Jesus Christ who has no beginning or end.
 - Ark: Because just as God protected Noah and his family in the ark, the church protects us.
 - Cross: Because Jesus died on the cross to save us and the church is the way to save His people.
- Our churches have towers with crosses on them to guide those who are coming from far away towards them.
- In the old days, our church bells let the people know that prayers are starting and called them to prayer.
- Our church domes are a symbol of heaven. If there's one dome, it represents our Lord Jesus Christ. If there are 3 domes, they represent the Holy Trinity. If there are 5 domes, they represent our Lord Jesus Christ and the 4 evangelists: Matthew, Mark, Luke and John.
- Our churches face the east, because Jesus said that He's coming again like lightening from the east.
- The church has 3 doors: to the north, south and west. They represent the Holy Trinity.
- The western door is the main door. Facing it is the sanctuary towards the east.
- The south door (that's to the right) is for the priests and bishops.
- The north door (that's to the left) is used to bring the Orban basket into the church.
- Church gates protect the congregation from any harm coming from the outside.

Also, this video is about the inside of the Coptic Church:

<https://www.youtube.com/watch?v=CMXKbXfjPmc> (The Structure of the Coptic Church – Part Two)

- The worshipers stand in the Nave: the men on the left and the women on the right as the Bible says that the queen stands at the right hand of the King.
- Benches are called Pews, are made of wood and are ornate with crosses and beautiful designs.
- Isles are used for processions and for the priest to spread incense around the church.
- The deacons stand in the Chorus of the Deacons (or Chancel) to lead the people in the prayers and hymns. The Chancel is set higher than the Nave.

- In the Chancel area, there are the Lecterns used to read from the Holy Bible to the people.
- Some churches have 12 pillars representing the 12 disciples. Some may have just 4 pillars representing the 4 evangelists.
- Very old churches have the Lakkans filled with water to bless the people.
- There used to be an area in the back of the church called the Narthex. It was reserved for the people waiting to be baptized to become Christians.
- In the North West part of the church is the Baptistry. The Baptismal Font can have the shape of a circle, symbolizing Christ having no beginning and no end. It can have the shape of a hexagon, symbolizing Good Friday which is the 6th day of the week. It can have the shape of an octagon, symbolizing the 8th day of the week, counting from Palm Sunday to Easter. It can also have the shape of a cross.

Also, this video is about the Iconostasis: <https://www.youtube.com/watch?v=dm9dT0-Miw4> (The Structure of the Coptic Church – Part Three)

- Iconostasis means icon stand. It separates the sanctuary where the altar is located from the Nave where the people stand to pray.
- It has 3 doorways.
- Ostrich eggs are hung at those doorways. They symbolize Jesus rising from the dead without any help, just like the baby ostrich gets out of the egg without help. They also symbolize Jesus always watching over us, just like the mother ostrich always watches over her eggs. It also reminds us of when Mary Magdalene told the Emperor that Jesus rose from the dead just like a bird comes out of an egg, and when he didn't believe her, the egg she was holding turned red as a miracle to confirm what she was saying.
- Church curtains are red most of the year. They are black during Passion Week to remind us of the pain and suffering of our Savior. They are white during Easter and the Holy Fifty Days because we are rejoicing for our salvation through Jesus' resurrection.
- Icons of the saints and angels fill the church to help us feel their presence in the House of God.
- On top of the main sanctuary door is Jesus on the Cross, with St. Mary on this right hand and St. John the Beloved on His left hand.
- Underneath the cross is the icon of the Last Supper.
- On the right side is our Lord sitting on the throne and holding the gospel. Then, the icon of the baptism of our Lord and of John the Baptist because he prepared the way before the Lord. Then, the icon of the saint of the church.
- On the left side is the icon of St. Mary carrying the child Jesus on her left arm, as it is written that the queen stands at the right hand of the King. Then, the icon of the Annunciation. Then, the icon of Archangel Michael. Then, the icon of St. Mark the Evangelist who brought Christianity to Egypt.
- Across the top are the icons of the 12 disciples.
- Lights may be hung on top of the icons except for that of our Lord Jesus Christ because He is the light that enlightens the whole church.

Memory Verse:

“Then the cloud covered the tabernacle of meeting, and the glory of the Lord filled the tabernacle.” (Exodus 40:34)

About this Curriculum

This curriculum is a compilation of text, images and videos from various sources, organized in a way to help the servants to have a complete picture of the Book of Exodus and of each chapter in order to be filled and to be able to present the lessons to the children in an effective and rich way. Most text consists of direct quotes from the sources.

Sources

Exodus – by Father Tadros Malaty

<http://www.orthodoxebooks.org/sites/default/files/pdfs/Exodus%20-%20Father%20Tadros%20Yacoub%20Malaty.pdf>

<http://www.doodlethroughthebible.com/search?q=exodus+1>

<https://ministry-to-children.com/>

<https://www.kidssundayschool.com/>

<https://www.sundayschoolsources.com/>

<https://www.ministryark.com>

<https://childrensministryvault.com/>

<http://storage.cloversites.com/thechurchatrutledge/documents/SUM12%20Preschool%20Lesson%204.pdf>

<https://www.teachusthebible.com/Lesson.php?LessonID=20>

https://www.sundayschoolbiblelessonsforkids.com/uploads/5/5/4/9/55490335/lesson_2_-_jethros_visit.pdf

<https://blogs.bible.org/the-jewish-high-priest-and-jesus-significance/>

The Spirituality of the Rites of the Holy Liturgy in the Coptic Orthodox Church – Bishop Mettaous

http://tasbeha.org/content/books/Spirituality_of_Rites_Bishop_Mettaous/#8