

God calls Abraham and Sarah



Introduction

In Genesis 12, God called Abram and Sarai to move far away to a new land. He later changed their names to Abraham and Sarah. God asked them to leave behind the comfort of home for somewhere new.

Key points:

- We should always obey God.
- We should trust God for the next step, even when we do not know the destination.
- Faith involves both trust and action.

Video playlist



inc video lesson

Lesson Guide

Moving to somewhere new is always difficult. Whether a new home in a different country or a new class at school, it's difficult to leave family and friends behind. We don't like to leave the known for the unknown. Speak about a time you left for a new place. Ask your children about a time they went somewhere new. How did they feel?

Ask your child to help you build a tent. Use some blankets, chairs, or whatever you have. When finished, climb inside and read Genesis 12. At verse 4, come out of the tent as a sign of Abraham and Sarah leaving their home behind and trusting God.

Abraham is one of the major characters of the Bible and world history, so understanding these passages acts as a great foundation. Share how Abraham was a real person like us. He made mistakes. He felt happy and scared. God knows what we are really like and calls us to walk by faith and trust Him as we are.

Hide a small treat somewhere in the room. Tell your child you have a special reward for them. Ask them to go collect their prize. Instead of telling them where it is, give them step-by-step directions to get there. (For older children, you could also use a blindfold). For example, take two steps forward. Turn right and so on.

Share how God asks us to 'walk by faith,' and trust Him with each step.

Read and learn Hebrews 11:8. "By faith Abraham obeyed God."

God told Abram of wonderful blessings that would come through obedience. Jump forward to Genesis 22:17-18 where God again tells Abraham that He will make Him a great nation. As numerous as the stars and the sand on the seashore. Show a picture of the night sky or give the children a handful of sand to feel.


In the next lesson, we will continue with the birth of Isaac. Explain how God did not only keep His promise by giving Abraham and Sarah a son, but this promise was most fully fulfilled in Jesus. Refer to Matthew 1. Through Jesus, every tongue and tribe can be blessed with the greatest gift of all.



God promised to bless Abram and make him a great nation, numerous as the stars in the sky.


Abram and Sarai lived in tents and moved wherever God told them to go.

Abram and Sarai put their faith in God.



Abram and Sarai

One day, the Lord spoke to a man called Abram and said, “Go away from your country and people to the land I will show you. I will make you into a great nation and bless you. Indeed, all the people on earth will be blessed because of you.”



Abram told his wife, Sarai what God had said.

Abram and Sarai trusted God.

They began to pack up all their things.

They said goodbye to their family and friends.



So, Abram went as God had told him. He took his wife, Sarai, and his nephew, Lot, and everything that he owned.

Together they travelled to another land.

They left their old life behind forever.

Games and Activities

Star Gazing

If you are fortunate enough to have a clear sky. Go outside and look up to the star. Alternatively you can search online for videos or photos.

Ask your child to imagine being Abraham or Sarah, when God told them that their family would become like the stars in the sky



Sand play

Kids love to play with sand. Allow your child to play in a sandpit, on the beach or fill a container with some play sand.

At some point, you can try and count out ten grains of sand. Share again God's promise from Genesis 22.


Tent / Den Building

Find some things inside or out to build a den. When finished why not use it to read this week's story?


If your feeling really adventurous, pitch a tent in the yard.



Help Abraham and Sarah find their way to their new home.





Trace around the stars and color




How many stars can you count?

Imagine you were going on a trip. Sort the items below for the correct destination on the following page.



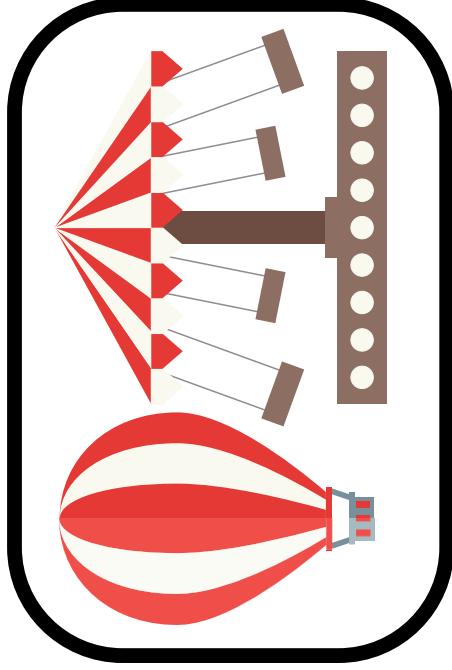


Near or Far?




Near O

Far O



Near O

Far O




Near O

Far O



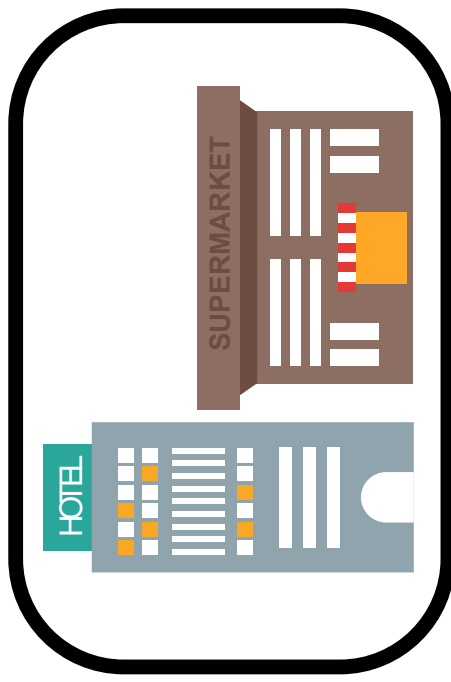
Near O

Far O



Near O

Far O



Near O

Far O

Splatter paint scene

What you will need:


- Dark paper or Card
- Green or sand color paper
- Paint
- toothbrush
- Template sheet
- scissor
- Glue
- A bit of cardboard




What to do



Water down
some paint



Dip brush
into paint and
splatter on paper



Allow paint to
dry




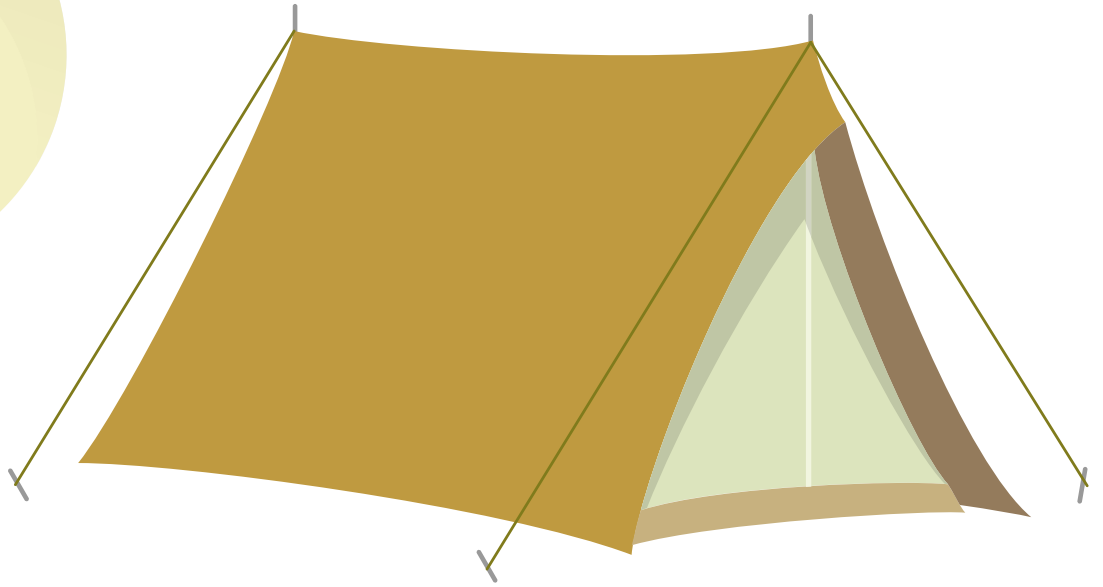
Cut out template
picture

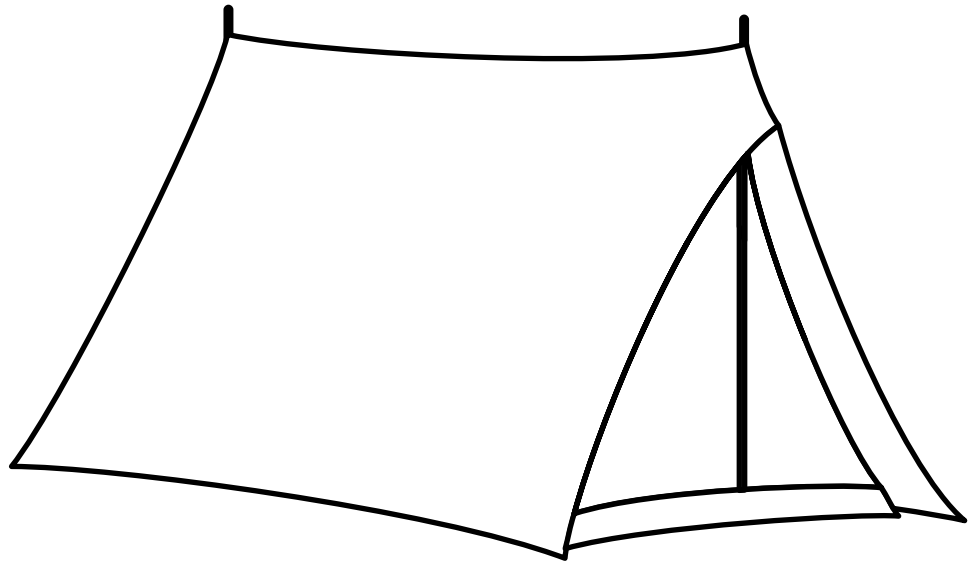




Rip paper to
make mountains

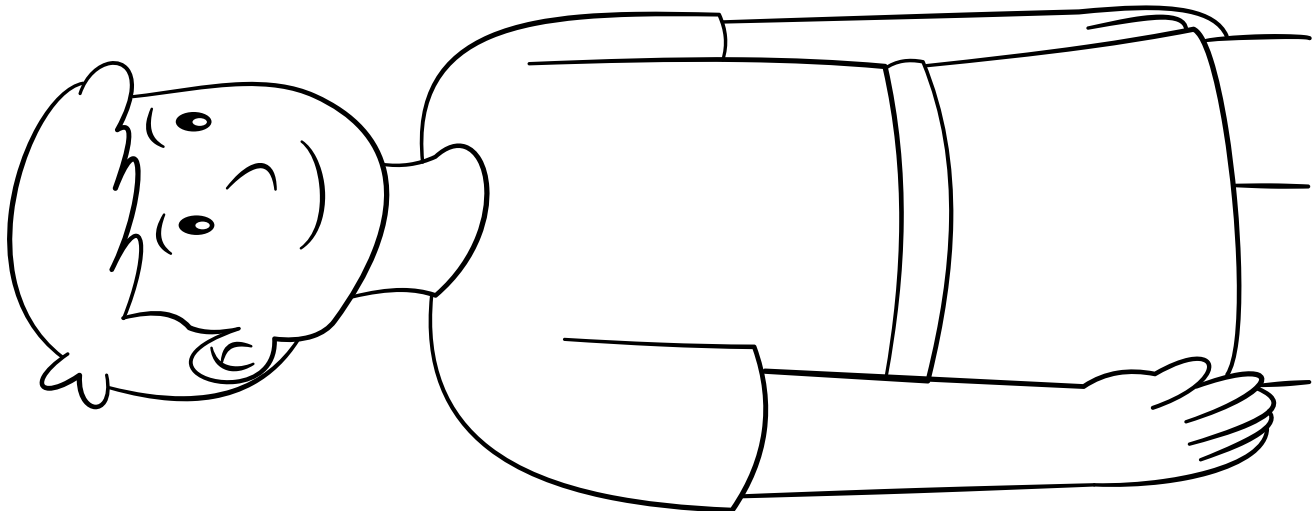
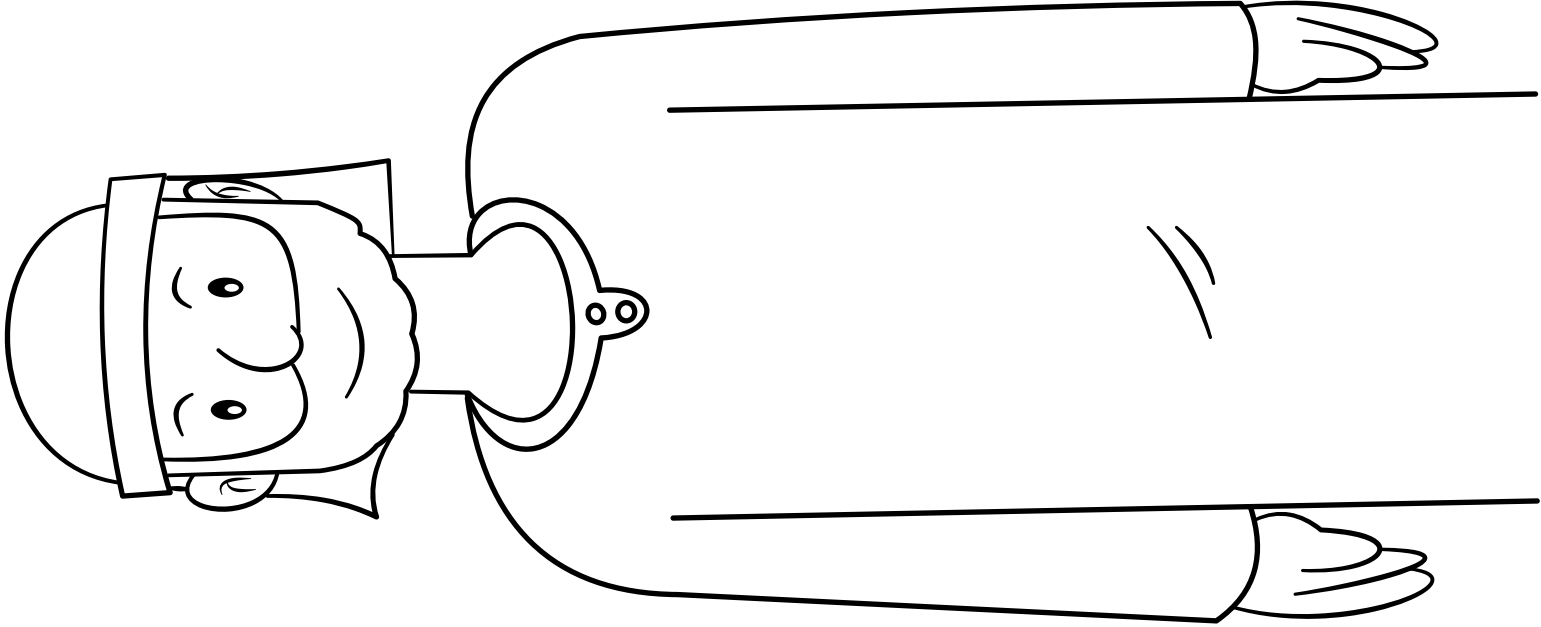
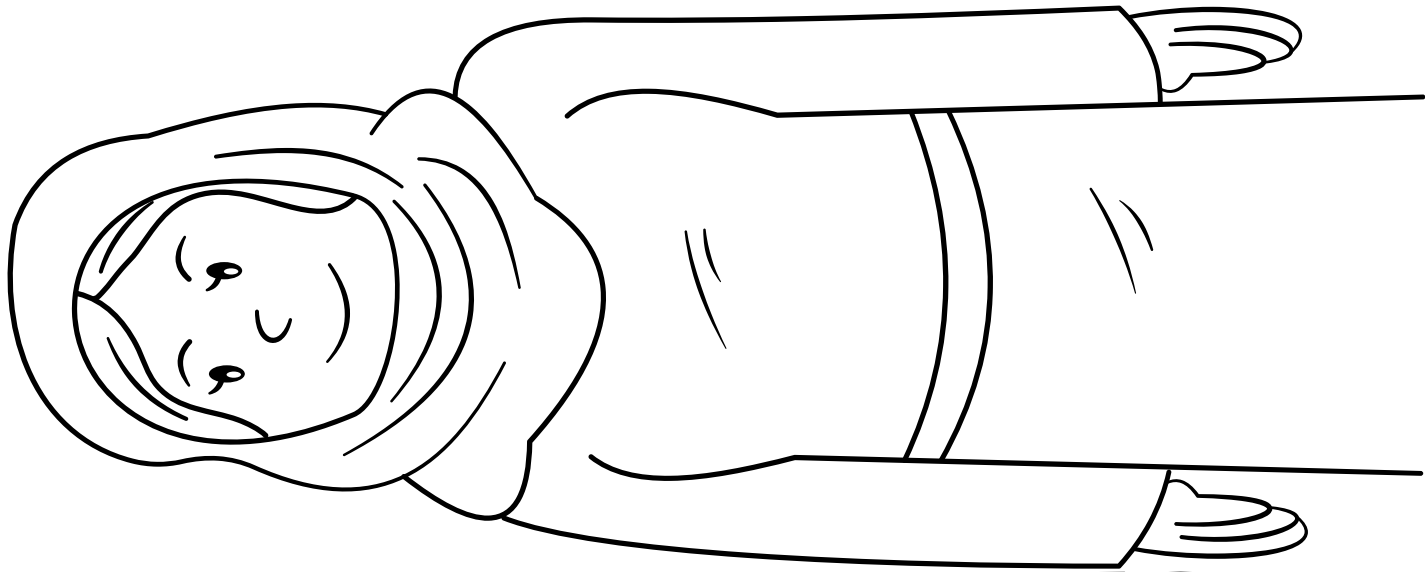


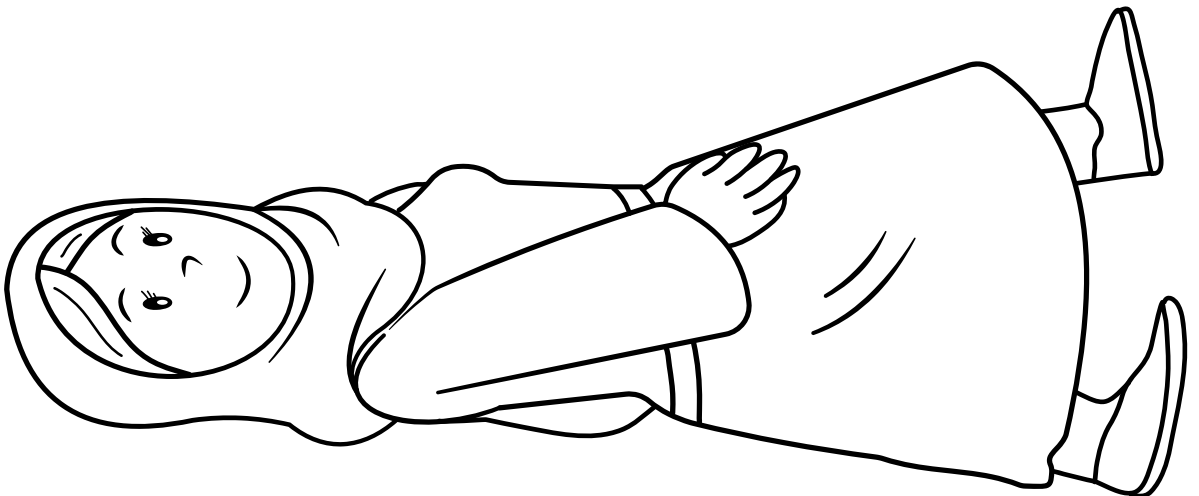
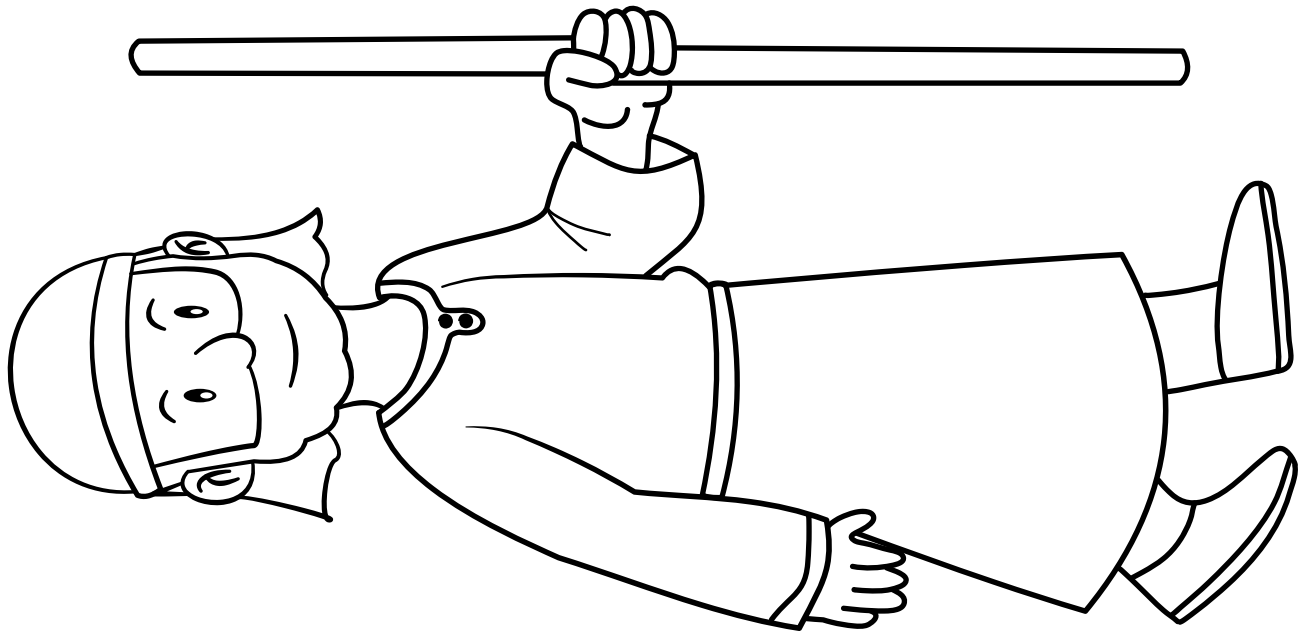

Glue everything
together














Worship Time

Recommend worship songs. Not produced by Trueway Kids. YouTube Videos to be used for personal use only.

Father Abraham

https://youtu.be/5o_J30x6E6s

God Always Keeps His Promises

<https://youtu.be/WzrFkvn1LGg>

Trust and Obey

<https://youtu.be/OSWoGIWcvN4>



Prayer Time

Say “thank You” to God for His promises

Ask God to help you put faith in action.

Next Week

Isaac is born - Genesis 21

If you haven't already done so, sign up to receive future lesson by email.

truewaykids.com/subscribe/

