

# Rebekah

5+ lesson pack



**TRUEWAY KIDS**.COM

# Introduction

This week's lesson looks at Abraham's search for a bride for Isaac, where God leads his servant to Rebekah. Our Bible passage is found in Genesis 24.

Some of our main points are:

- The importance of having relationships with the right people.
- God honours the good we do for others.
- It's good to ask for God's help.

## Lesson Guide



Remind your child of Abraham, Sarah and Isaac and God's promise to them (see lesson 'Isaac is born'). Explain that Abraham wanted the very best for his son.

Explain the Isaac is older in today's reading and ready to get married. If you have wedding photos of your own or your child's grandparents, why not use them to introduce this week's lesson. Children will be curious to see what people used to look like, or if they even recognise the people. Looking at wedding photos will also help them to understand what marriage is and the account of Isaac and Rebekah.

Share how the people near where Abraham lived didn't love God. He knew they would not make a good wife for his son. Abraham sent his servant to find someone who loved God and would follow Him. Explain how it is important for us to have the right people close to us. People will do good and follow God.

Play a small game where you ask your child to collect something for you. If playing with more than one child, set up a race. For example, the first one to bring "Something blue" or "a book" and so on.

Next, wrap some items in paper so the child does not know what is inside. Put a treat inside one parcel and clean rubbish items in the other parcels. Tell your child they can only pick one parcel and only one has a treat.

Explain how some choices are hard to make. Abraham's servant knew he had an important job to do, so he prayed for God to guide him. Share a testimony of a time you prayed and God helped you with a difficult decision. Ask your child if there is anything they would like to pray about and pray together.

Share how God led the servant to Rebekah. Rebekah did not only do what was required, but when she saw the camels were thirsty, she also went to get water for them. Explain how much effort it would have been to collect so much water. If possible, play a game where your child must collect water from one side of the room to another.

Give an example of how we can do good to others and go the extra mile. Explain that Rebekah did not do good, because she wanted a reward. She did good because she wanted to do good.

Talk about how the servant praise God for answering his prayer and shared his answer of prayer with us. Explain how it is important for us to thank God for answered prayer. Take some moments to share answers to prayer and thank God for them.

# The Story of Rebekah

Do you remember how much Abraham and Sarah wanted a son? When they had Isaac, they were very happy. They wanted the very best for him and to make sure that Isaac would have good people around him.

Abraham knew that the young women living nearby did not love the Lord. He called his servant and said, "Go back to where we used to live and find a good wife for my son." Abraham trusted his good servant.

The servant promised, he would do his best. He travelled very far with camels and gifts. After a long time, he reached the city where he would look for Isaac's wife.

Long ago, people didn't have water in their houses. Instead, young women would walk outside the city to get water from a well. It was very hard work.

The servant was thirsty, and his camels were thirsty too. Do you know camels can drink 424 pints of water in three minutes? That is a lot of water!

The servant had an idea. He prayed and said, "Lord, let the good wife for Isaac offer me water and offer to water my camels too." He knew only a very special girl would offer to water ten camels. That would be a lot of work to do for a stranger.

The servant waved at a young woman. "May I have some water please?"

The young woman's name was Rebekah. She was very kind and beautiful. "Yes." she said, "You may have some water. I will give your camels water, too."



The servant was very happy. He knew that God had chosen this woman to be a good and godly wife for Isaac.

Rebekah worked very hard to water all the camels. She didn't just give them a little sip of water. She worked fast and brought water for them until they were done drinking. Camels drink a lot! Rebekah wanted to do a good deed. She did not expect any reward.

When she finished, the servant gave her expensive presents and asked if he could stay the night at her family's house. Rebekah said, "We have room for you and all your camels to sleep tonight."

The servant said, "Thank you, God. You have led me to the right woman."

They went to Rebekah's house. At dinner, the servant told the story of how Abraham had asked him to find a wife for his son. The servant said he had prayed. He pointed out that Rebekah was the woman God had chosen.

Her family knew the servant spoke the truth. They said, "Yes, Isaac can marry Rebekah."

Rebekah climbed on one of the camels she had watered to ride back to the far land where Isaac lived.

When she saw him, she put on a veil and greeted him. Isaac was very glad to meet Rebekah. They got married. He loved her very much.

God blessed Rebekah and Isaac.






# Find 10 differences





Race to the well and back to collect water for the camels





## A camel has:

- \_\_\_\_\_ to store nutrients for long journeys.
- \_\_\_\_\_ to protect its eyes from sand.
- \_\_\_\_\_ to stop breathing in sand.
- \_\_\_\_\_ to walk easily on the sand.
- \_\_\_\_\_ to chew thorny foods.



# Games and Activities

## Water fill Relay

**Materials:** A table, two empty buckets or containers, two buckets of water and two small plastic cups that are the same size.

### Instructions:

Draw a line at the same height on the two empty buckets or containers.

Place filled buckets on the opposite side of the room.

Split children into two teams. Each team will have one cup.

Children must race to transfer water from one bucket to another.



## Craft Bracelets

Talk about the gifts that Rebekah received in this week's passage.

Use your craft skills to make a bracelet.

Use beads, pasta, buttons, wool, yarn, thin rope, string and any other materials you have to be creative.

Get boys involved by painting the pasta the color of their favourite sports team.



 [https://youtu.be/a2u\\_flN9woU](https://youtu.be/a2u_flN9woU)


# Rebekah's Well

**Materials:** Blocks and blue shiny paper

**Instructions:** Make a well out of toy blocks

Fill with blue paper up and put it in the well to represent the water.

Talk about how Rebekah drew water from the well to water the camels.



# Here Comes the Bride!

**Materials:** Rolls of toilet paper

**Instructions:**

Help the bride, Rebekah, get ready to get married.

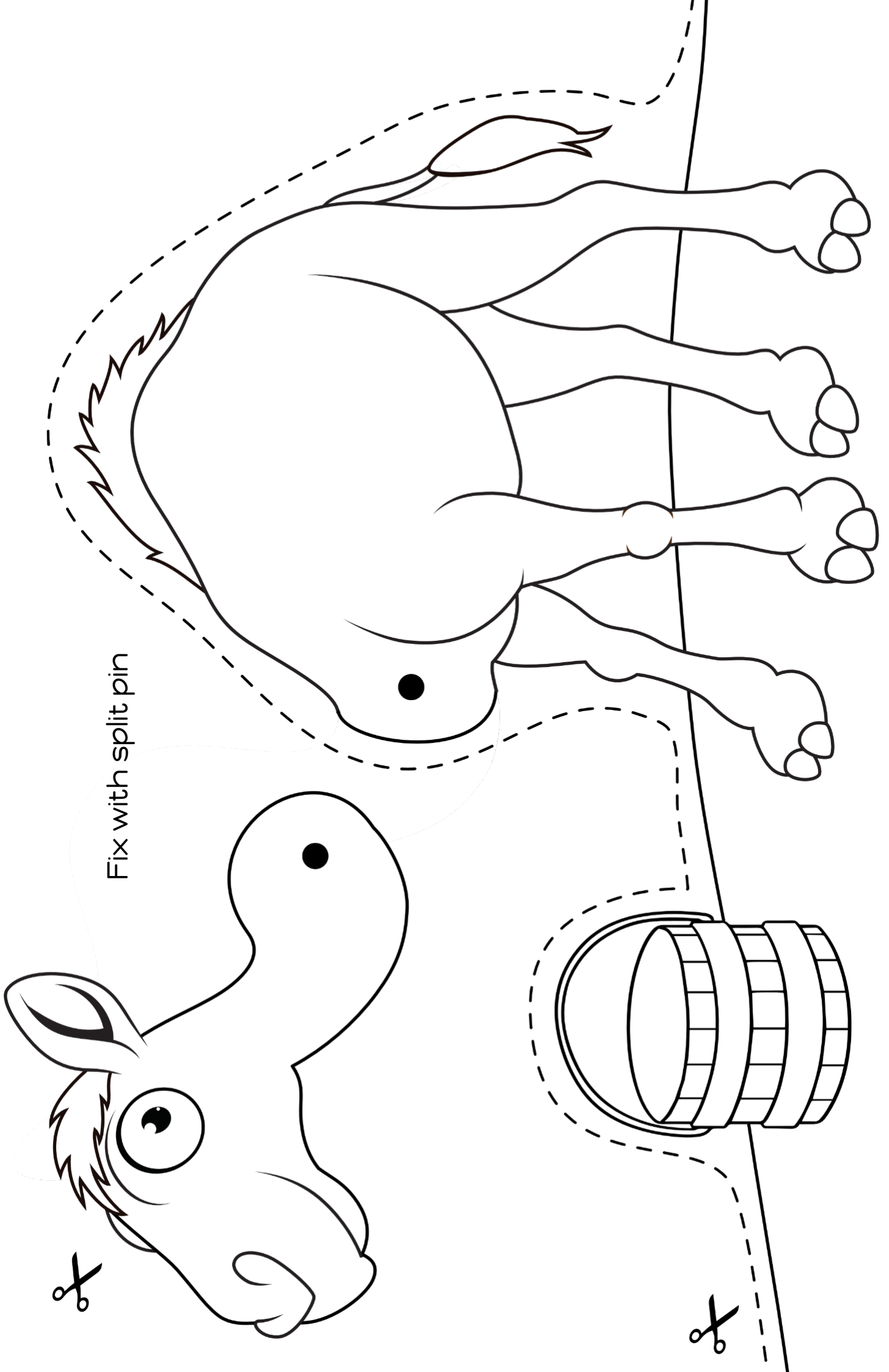
Choose a child to be Rebekah.

Help the children make a wedding dress for her out of toilet paper.

Be creative. Make her a veil with streamers of toilet paper hanging down.

**Alternative option:** use sheets and pillow cases to dress the bride.





Fix with split pin



# Camel pencil holder

Here is an easy to make camel craft.

As an extra surprise use it to hold pencils or sweets.



## What you need

Template


Coloring pencils / crayons

Scissor

Glue

Cardboard tube

## What to do



Color the camel images.



Cover one end of the cardboard tube.




Glue on camel images. Draw legs onto tube.


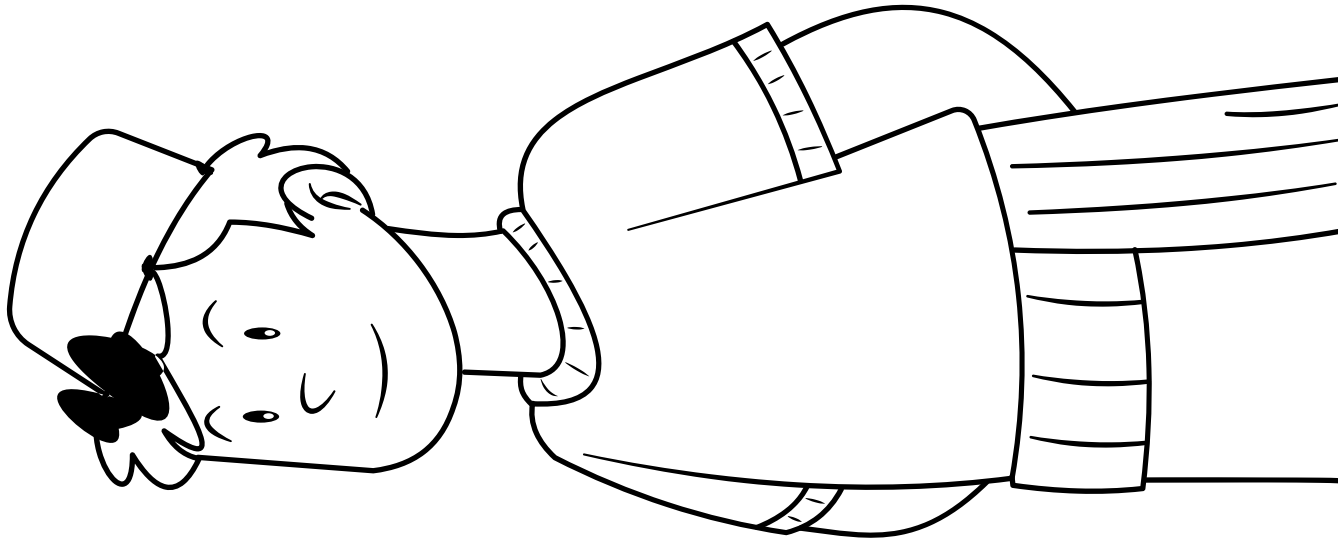
 <https://youtu.be/snfd6tkQ5K8>


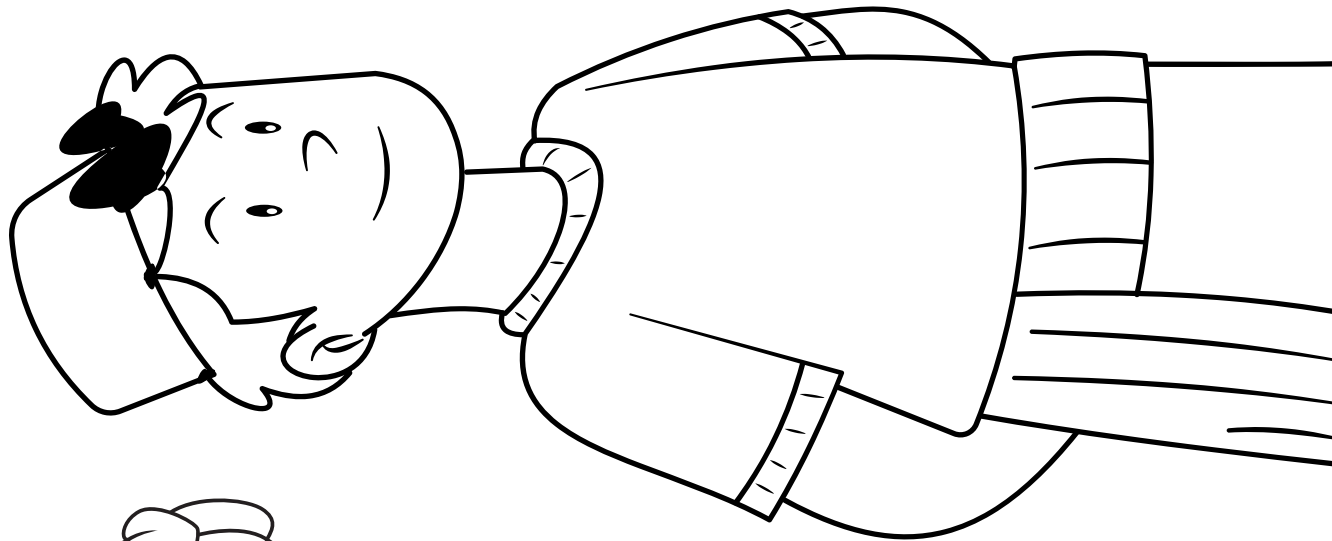
# craft template

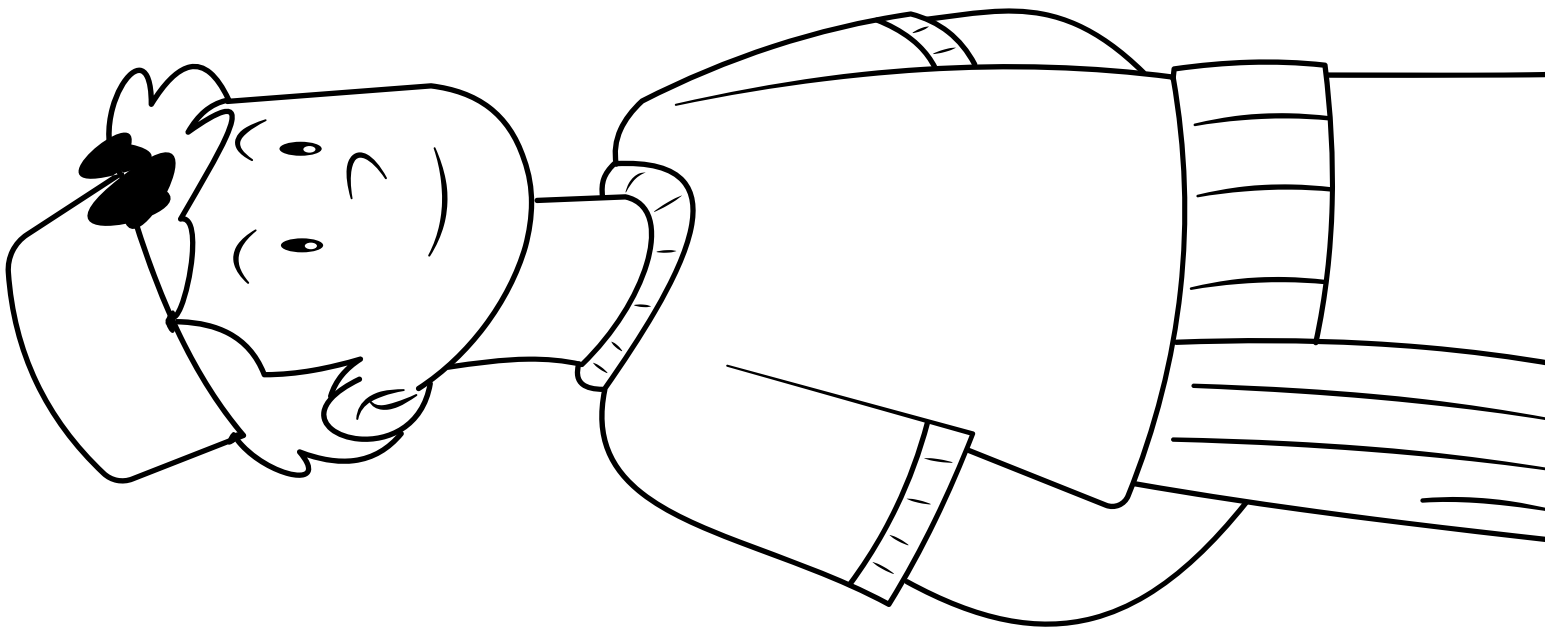





















# Worship Time

God Answers Prayer

<https://youtu.be/ABoyVKTPY5c>

God is so good

<https://youtu.be/eg3bvbDVUTg>

This Little Light Of Mine

<https://youtu.be/cKkbIZtqhyQ>



## Prayer Time

Abraham servant prayed and asked God to help him choose right. Ask God to help you make good choices.

Ask God to show you ways to be good and help other like Rebekah.

Next Week  
Jacob

If you haven't already done so, sign up to receive future lesson by email.

