

# Isaac is born

## 5+ lesson pack



# Introduction

This week's lesson continues from God calling Abraham and Sarah and focuses on the fulfilment of His promise.

Key points:

- Patience – We need to wait on God
- We can trust God even though things don't happen straight away.
- God will do what He promises.

## Lesson Guide

Begin by reviewing God's call of Abraham and Sarah. Ask if your child remembers what God promised Abraham and Sarah. (He would make them into a great nation.)

Since this lesson involves Abraham and Sarah preparing a meal for their guest, why not have a mini tea-party as a setting for this week's lesson.

In this week's lesson, there is also a recipe to make bread rolls. This is a wonderful activity to reinforce patience and give you another chance to run through the story and have a small meal together. Feel free to swap it for another family favourite.

Name a number of different tasks to your child. Ask them to say if the task is easy or difficult. For example, playing with toys, standing on one leg, and so on. You could also make the task interactive by setting challenges.

Ask your child if anything is too hard for God?

Learn Genesis 18:14 "Is anything too hard for the LORD?"

Talk about a time when you found it difficult to wait? Christmas, Birthday, etc. Share how Abraham and Sarah had to wait a long time for Isaac to be born.


Explain how waiting doesn't mean no, and we must be patient. Talk about how God answers prayer. Sometimes He says yes, sometimes He says no, but other times He says wait.

Share how sometimes God makes us wait for a better time.

Think about how Abraham was surprised by the arrival of the three men. Share how God often works in times that we don't expect. Share a time when God worked in your life in an unexpected way or time.

Reflect on some other promises God has made in the Bible. Show how God always keeps His promises.

# Isaac is born



God had blessed Abram with many possessions and had promised to bless his children with the Promised Land, but Abram and his wife didn't have any children. They were too old to have children.

"How can my children inherit all these blessing when I don't have any children at all? When I die, everything I own will be inherited by my servant." Abram told God.

"You will have a son of your own. In fact, your offspring will outnumber the stars in the heavens."

Time passed, and Abram's wife didn't give birth. Sarai came to Abram and said, "God hasn't given us any children. You should marry my servant, Hagar. When she gives birth, I will adopt her son."

Hagar had a son, but no one was happy. They hadn't waited on the Lord, and their choice created problems.

Many years passed, and still Abram and Sarai had no son together. God promised him again that Sarai would have a son to inherit all his possessions. Abraham laughed in his heart when God said he would have a son. He knew he was too old. "Let my son by Hagar inherit."



"No." God said. "Sarai will give you a son, and you will name him Isaac. I will bless your son by Hagar as well, but my covenant will be with your son by Sarai."

Then God changed Abram's name to Abraham and Sarai's name to Sarah. Abraham was one hundred years old and Sarah was ninety years old. When angels confirmed to Sarah that she would give birth, she laughed, too. How could she give birth when she was too old?



But nothing is impossible with God. The Lord was gracious to Sarah and blessed her. He did what He had promised, and Sarah became pregnant. She was going to have a baby after many years of wanting to have one!

Sarah gave birth to a son and called him Isaac. Isaac is a name that means laughter

# Wholemeal Bread Rolls

Abraham baked bread for his 3 guests. Baking gives us a great opportunity to learn about waiting.

As you wait for the bread to grow and bake. Talk about how Abraham and Sarah had to wait for God's promise. Waiting for something that is promised.



## You will need:



4 cups

Wholemeal  
Bread Flour



1 small  
pack yeast  
(2 ¼ tsp)




3 Tbsp

Vegetable Oil



½ tsp

Sugar



1 ¼ cup

Warm Water

## What to do:

Pre-heat the oven to 375oF

Mix all ingredients to a smooth dough and then knead for 10 minutes

Place in a lightly oiled bowl and cover with cling wrap, leave to rise until it has doubled in size, approx. 45 minutes.

Roll dough into a long sausage shape and divide in 8.

Roll the dough into balls or shapes and place on a baking tray

Leave the bread until doubled in size approx. 30 minutes

Bake for 20-30 minutes until golden.

# Finish the story

Abram and Sarai didn't have any **children**.

God changed  name to  and  name to .

Abraham was  years old, and Sarah was  years old when angels confirmed to Sarah that she would give birth. she laughed, too. How could she give birth when she was too old?

But nothing is  with God.

Sarah became pregnant. She was going to have a  after many years of wanting to have one!

Sarah gave birth to a son and called him . Isaac is a name that means .



## Missing Words

children

Abram's

Abraham

Sarai's

Sarah

one hundred

ninety


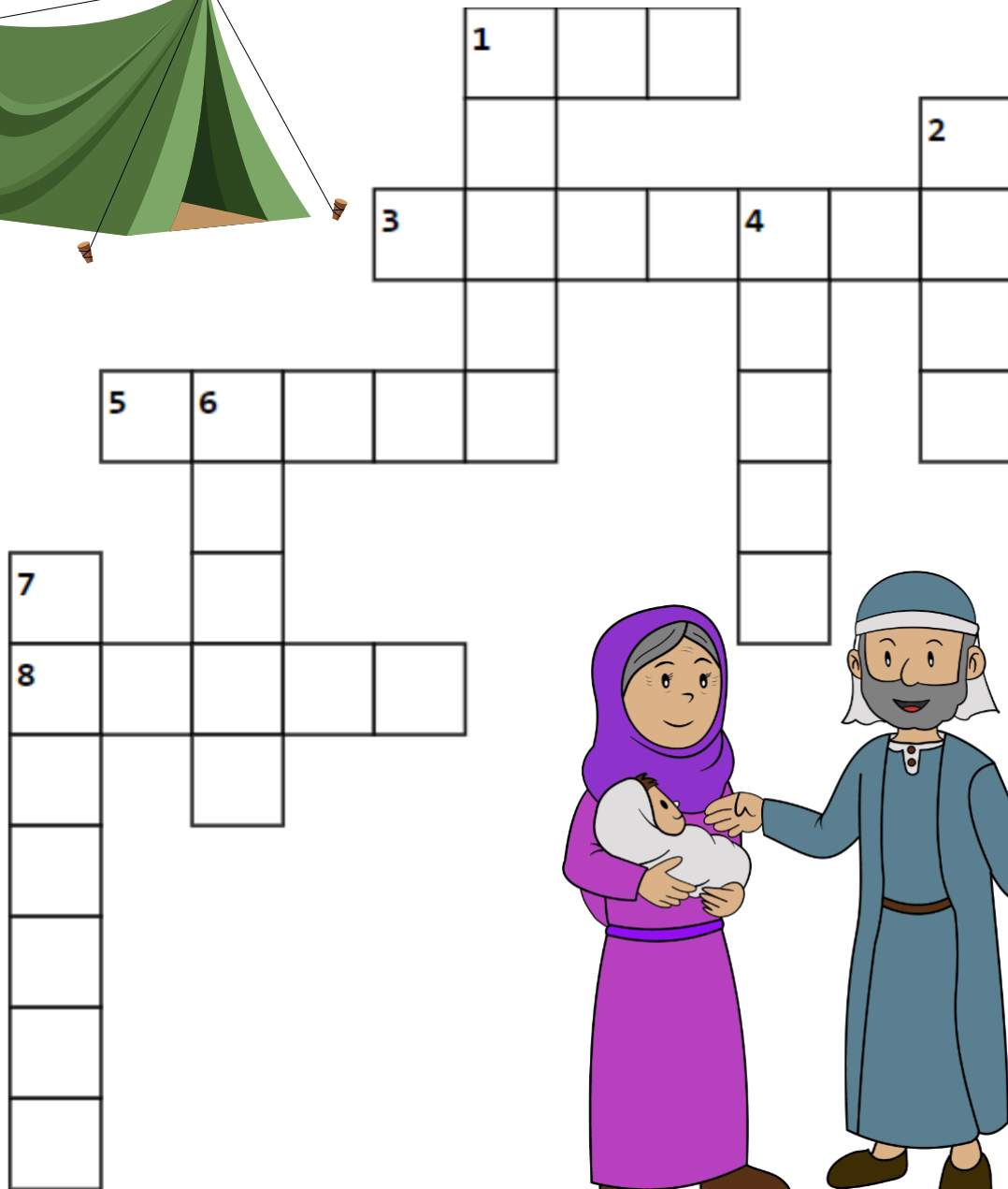
impossible

baby

Isaac

laughter

# Crossword



## Across

1. What God gave Abraham and Sarah,
3. God kept his \_\_\_\_\_,
5. what Sarah did,
8. something to eat,

## Down

1. Abraham's wife,
2. A place to stay,
4. Abraham and Sarah's son's name,
6. Came to visit Abraham,
7. Sarah's husband,


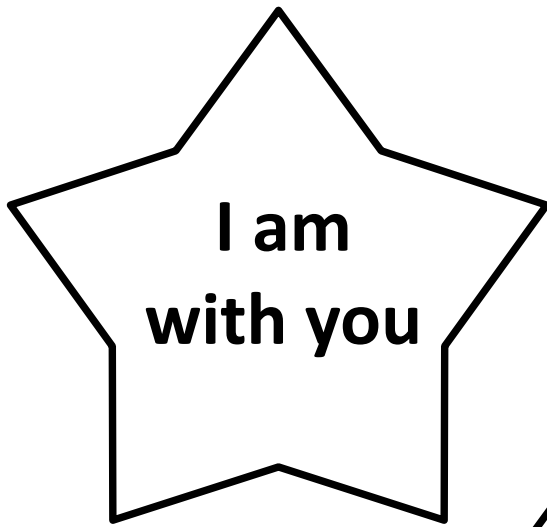


# Which two tents are the same?





# Find and color the promises of God



Can you find these promises in the Bible?

# Games and Activities

## Tent Making Activity

Choose two teams of players.

Race to build a shelter big enough for their team to fit inside using items in the room.

I will help to leave suitable supplies in place.



## Baby Care Relay

**Materials:** a doll or soft toy, a diaper, powder, bottle and baby wipes

**Instructions:**

The leader will shout out an instruction such as:

Change the baby

Feed the baby

Burp the baby

Rock the baby



The child should race to across the room and care for the baby.

Tag the next player and complete until everyone on the team has changed the diaper once.

Make sure children take good care of the baby while changing it. Team should start again if the 'doll gets hurt.'

Talk about the preparations that Sarah had to do to get ready for the birth of her son



# Red light – Green Light

## Instructions:

The children will line up on one side of a room and the leader on the other. The leader will say “green light” and the kids will begin to walk toward him or her. No running is allowed.

Then, suddenly the leader will say “red light” and everyone has to freeze in their place. The child that reaches the leader first will be the winner.

Talk about how God sometimes stops us and makes us wait, and you can also relate it to how Abraham and Sarah had to wait a very long time for the birth of their son.


# “I Made you Laugh”:

**Instructions:** Pick a child to try to make the others laugh.

The other players should do their best not to laugh.

The child who makes the most people laugh will be the winner.

Think about reasons why Sarah might laughed in today’s passage.



# Bible Drill

**Materials:** Each child should have a Bible.

**Instructions:** Be the first to find God’s promises.

An adult will say a Biblical reference and the first child to find it and to read the verse out loud wins a point.

Talk about what each promise means.

You could have a prize for the winner.



# 3D Tent - Isaac's Birth



## What you need

- Template
- Colored paper
- Coloring pencils or crayons
- Scissor
- Glue

## What to do



Print out and color template page



Cut out a paper Triangle the size of the tent Make a cut in the middle until about  $\frac{3}{4}$  inch from the top




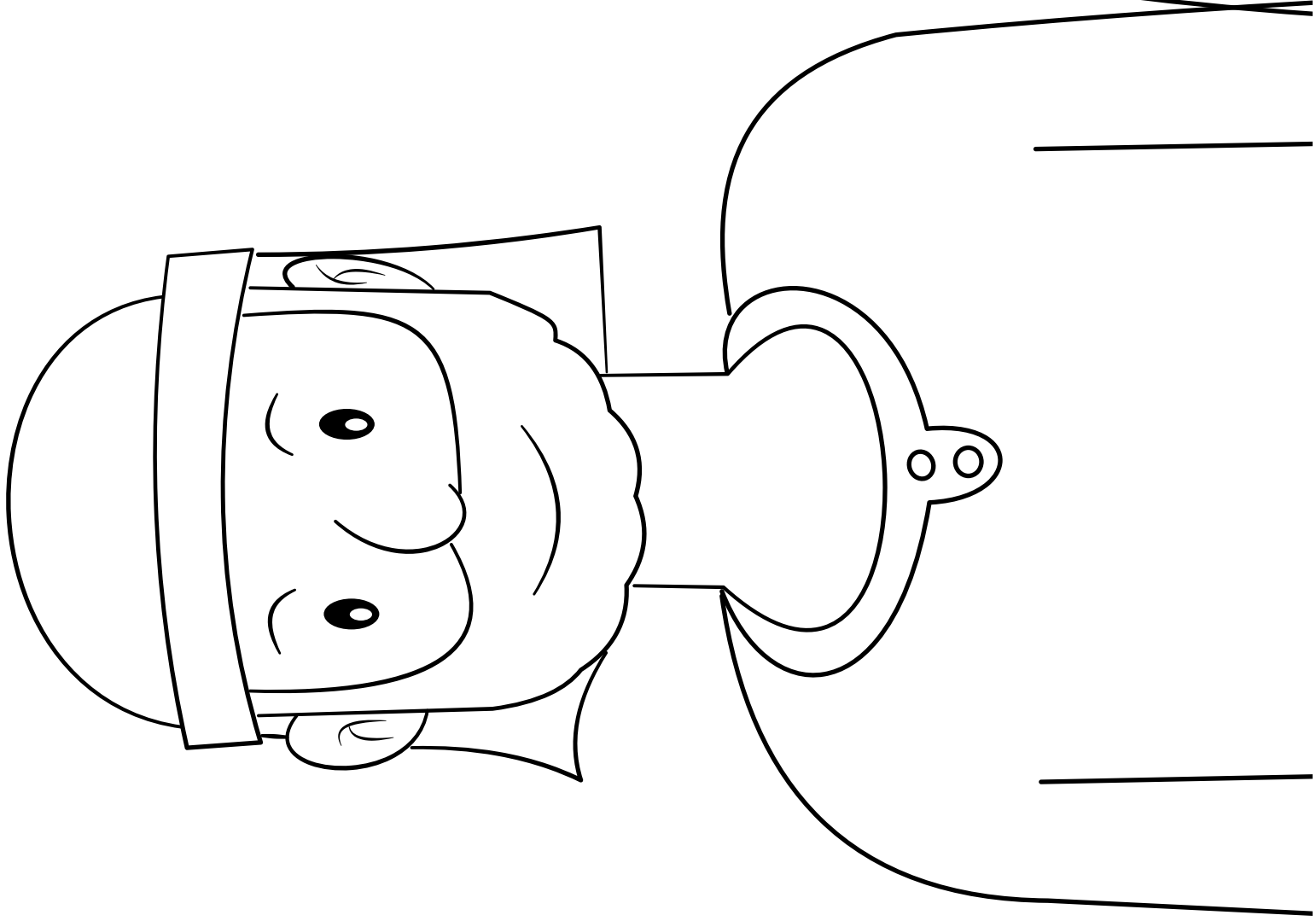
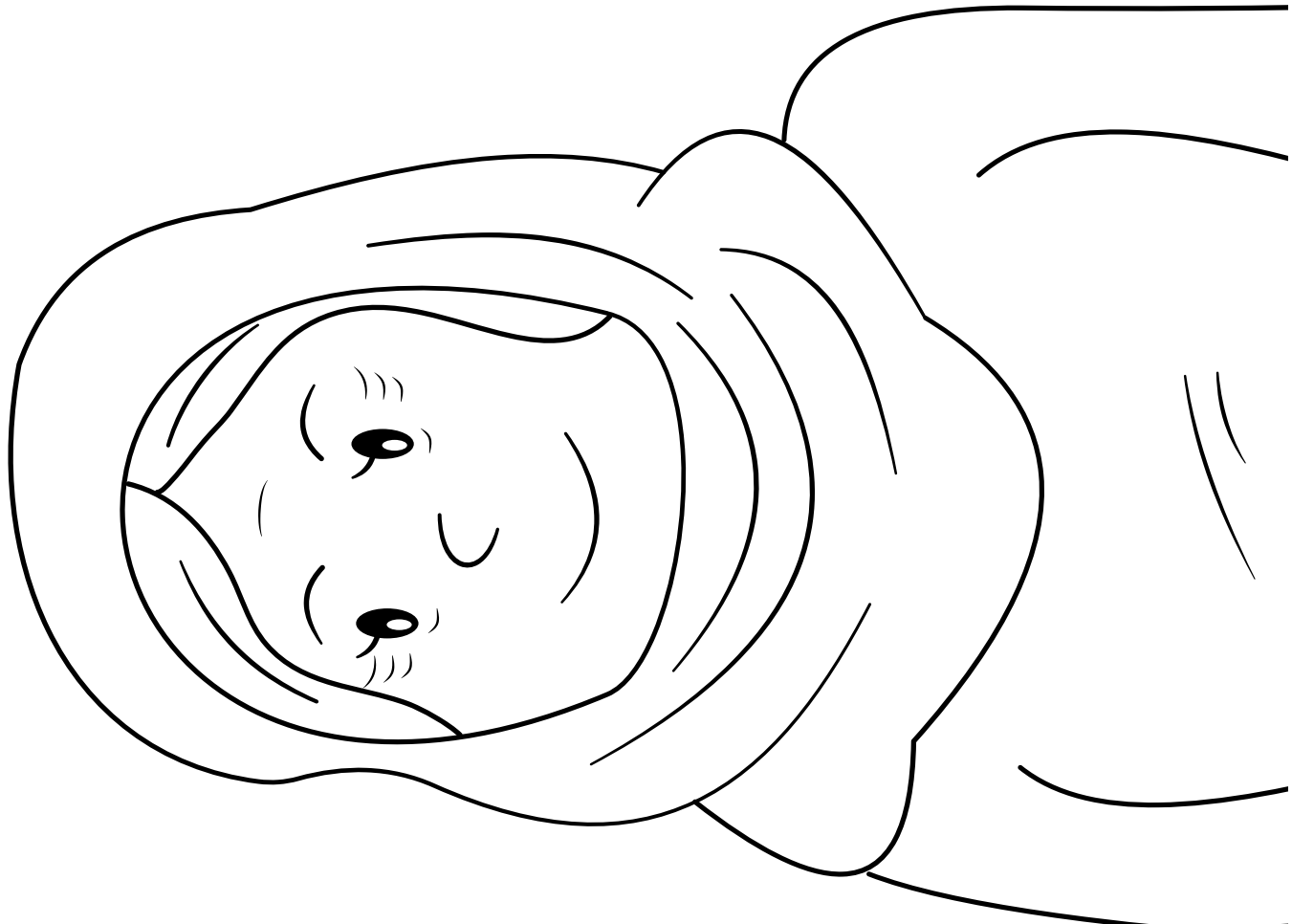
Glue on the tent where shown. Fold back to create Flaps on tent.

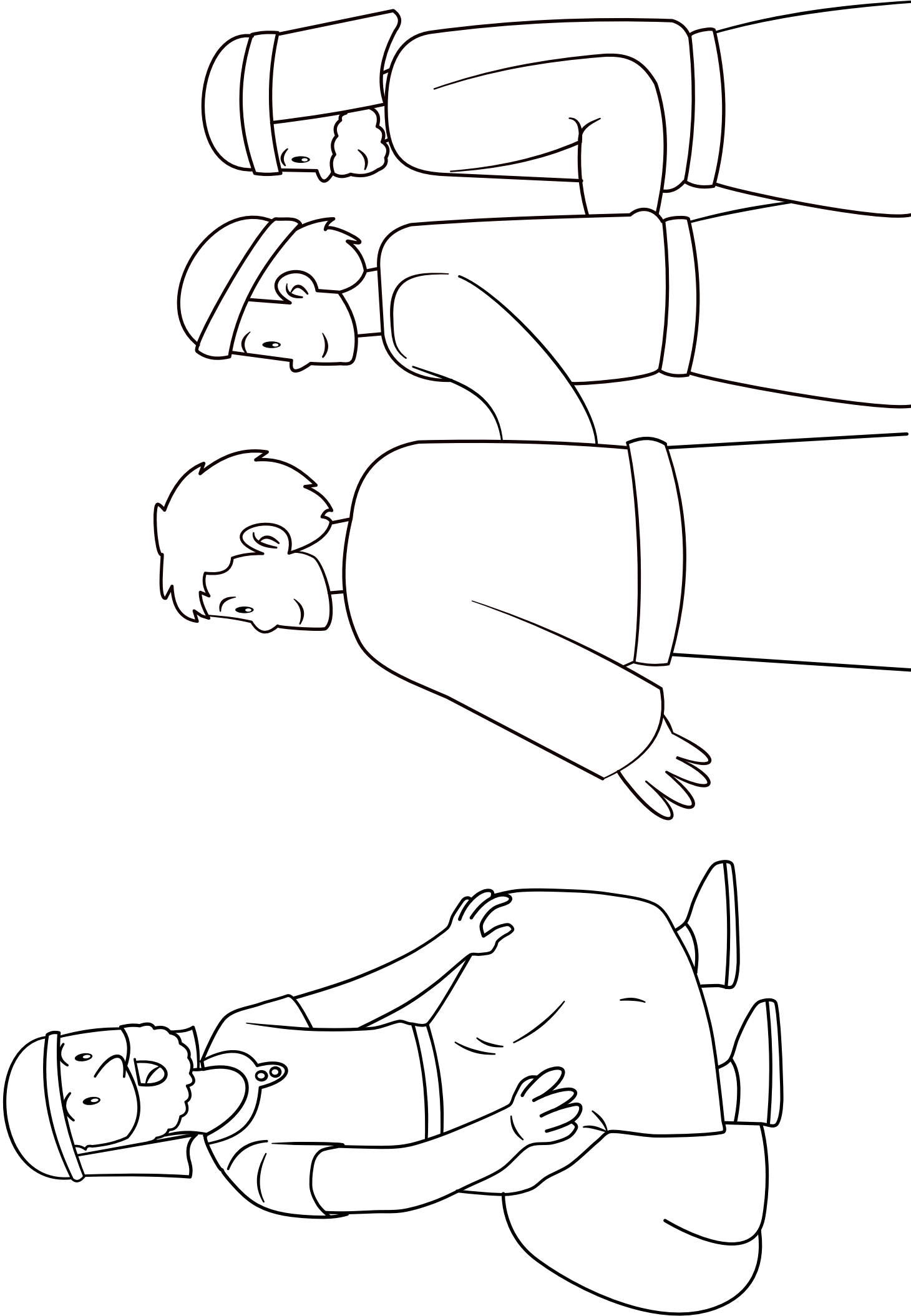
 <https://youtu.be/IATkc9jUtx4>

# Is anything too hard for God?

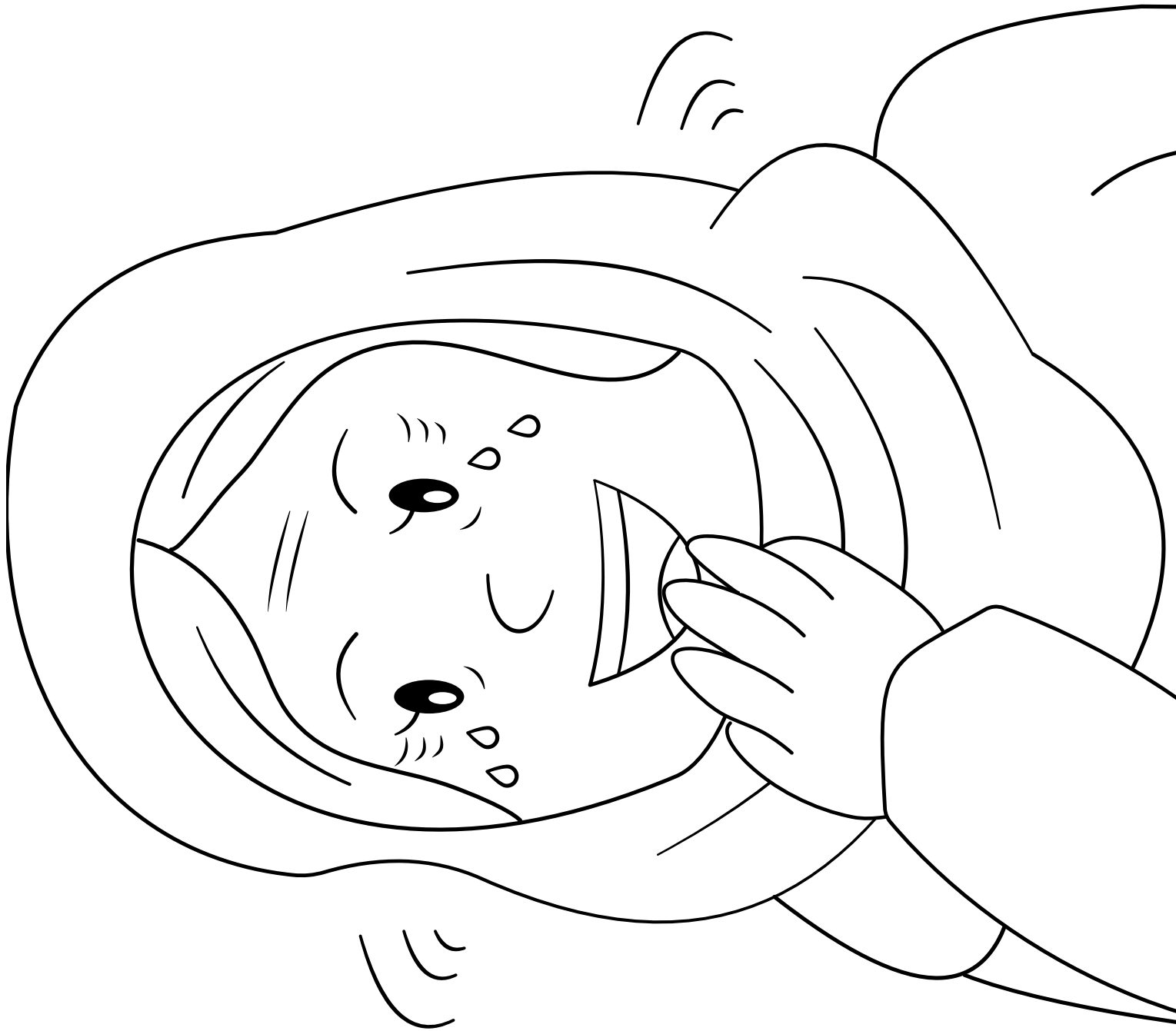
Genesis 18:14













# Worship Time

Father Abraham

[https://youtu.be/5o\\_J30x6E6s](https://youtu.be/5o_J30x6E6s)

God Always Keeps His Promises

<https://youtu.be/WzrFkvn1LGg>



## Prayer Time



Say “thank You” to God for His promises

Ask God to help you wait for His perfect time.

## Next Week

Abraham and Lot

If you haven't already done so, sign up to receive future lesson by email.

