


The Gospel According to St. Mark

Bible study Curriculum for Elementary Ministry



Contents

Introduction.....	3
Servant’s preparation:.....	3
1- Unit 1: Getting to Know Christ	7
His Ministry in Galilee.....	7
Chapter 1	7
Chapter 2.....	12
Chapter 3.....	17
Chapter 4.....	22
Chapter 5.....	28
Chapter 6.....	32
2-Unit 2 His Retreat from Galilee	50
Galilee (Chapters 7 to 9)	50
Chapter 7.....	50
Chapter 8.....	53
Chapter 9.....	57
3-Unit 3: His Service in Judea –.....	64
Chapter 10:.....	64
Chapter 10.....	64
4- Unit 4: Crucifixion and Resurrection	80
Chapters 11 to 16	80
Chapter 11.....	80
Chapter 12.....	84
Chapter 13.....	91
Chapter 14.....	97
Chapter 15.....	102
Chapter 16.....	107

Introduction

The 4 Gospels comparison

	Matthew	Mark	Luke	John
To whom it was written	Jews	Romans	Greeks	Christians
Subject	The Messiah the king	The Messiah the conqueror of Satan	Christ the lover of mankind	Christ the Incarnate Word
Main message of Jesus	Fulfills the Law	Performs wonders	Saves mankind	Dwells among us
Gospel content	Focuses on prophecies	Focuses on deeds	Focused on history	Focused on theology
Symbol	The human face	The lion	The Ox	The Eagle



An 8 minutes illustrative video that could be used by servants to prepare or to show the kids a part at the beginning of each unit. Use only till minute 8:20, as the last part is not verified.
<https://youtu.be/HGHqu9-DtXk>

Servant's preparation:

A link to the whole series of 22 sermons covering the whole book of St. Mark's gospel

<https://www.youtube.com/watch?v=ibq9HrbU1b8&list=PLvMAQ886ucetCnNPq4ft5YY0dujWRuADy>

An introductory sermon to the Gospel of St. Mark by Abouna Daoud Lamei in English:

<https://www.youtube.com/watch?v=ibq9HrbU1b8&list=PLvMAQ886ucetCnNPq4ft5YY0dujWRuADy>

Who is St. Mark?

- ❖ He was born in Libya near Egypt to Jewish parents.
- ❖ He is a relative to St. Barnabas and to St. Peter, the disciple.
- ❖ He moved to Jerusalem with his family while Jesus was preaching.
- ❖ His house was the first church where Jesus instituted the Eucharist with His disciples.
- ❖ His Jewish name is "John" while his Roman name is "Mark".

- ❖ He was chosen among the 70 apostles.
- ❖ He was with Jesus at Cana of Galilee wedding, Passover and when Jesus was arrested, he was the young follower who left his garment and ran away.

Why do we see a lion in his icon?

- ❖ St. Mark attracted his own father to Christianity when he struck two hungry lions dead with the sign of the cross.
- ❖ He started his gospel by describing John the Baptist as a lion roaring in the wilderness and he also portrayed Jesus as the Divine Master serving with power like a lion.

The message of the Gospel:

- ❖ He began his preaching with St. Peter in Jerusalem then joined St. Paul and St. Barnabas on their first missionary journey. But he left them and returned to Jerusalem. Later he traveled with St. Barnabas to Cyprus. Afterwards, St. Paul needed St. Mark with him and they both preached in Colosse (Col 4:10), Rome (Phil 24; 2 Tim 4:11) and perhaps in Venice, from which St. Mark proceeded to Libya his homeland.
- ❖ In 61 A.D. he went to Egypt and established the church of Alexandria which we all belong to. Then he preached in Rome with St. Peter.
- ❖ It is believed to be the oldest of the four Gospels written between the years 65 to 70 A.D.
- ❖ While in Rome, the people asked him to write a summary of what they had received by word of mouth, so he wrote it to the Romans after the death of St. Peter and inspired by his teachings.
- ❖ Since he wrote his gospel to the Romans, he did not include many prophecies from the Old Testament as opposed to the gospel of St. Matthew which was written for the Jews and which therefore included many of those prophecies. St. Mark also explained in his gospel to the Romans many popular Jewish words and traditions.
- ❖ The Romans believed in authority and influence through war and violence, so he presented to them Jesus Christ as the true ruler over devils 1:27, disease 1:42, nature 4:41, plants 11:12-20, and the temple 11:33. Angels minister to Him 1:13, He is Lord of the Sabbath 2:28, He knows what's in the heart and mind of people 2:8, He speaks with authority 1:21, He feeds the multitude 6:30-44, and He is the destroyer of death 5:21-43. His authority is evident through love, service, humility, and through pain.



1- Unit 1: (Chapter 1-6)

Getting to Know Christ: Chapter 1:1-11

His Ministry in Galilee: Chapters 1:12-6:30

- 1) In chapter 1, St. Mark begins by describing Christ as a servant to mankind, sacrificing Himself, aiming to deliver us. That is why he does not detail the birth of Christ but rather focuses on His ministry.
- 2) John the Baptist prepares the road for Christ the Servant (Chapter 1)
- 3) Jesus served in Galilee, prayed for us in the desert, healed many on the Sabbath, in the house, by the sea, and wherever He went.
- 4) Jesus called others to preach with him (the disciples)
- 5) Resistance of His service (Chapter 2)
- 6) Jesus continued His preaching (Chapter 3)
- 7) The people marveled at His parables despite resistance from the scribes (Chapter 4).
- 8) He commanded the evil spirits, death, and disease (Chapter 5).
- 9) Strange behavior towards this Servant who is unique in His love and work (Chapter 6)

2-Unit 2:

His Retreat from Galilee (Chapters 7 to 9)

- 1) Jesus left Galilee not to avoid trouble but to prepare his disciples' minds to accept the cross. He fed the multitude, healed whoever touched Him, comforted even the Gentiles.
- 2) St. Mark recorded many conversations and questions that revealed Jesus's person and mission in chapters 8 to 10.
- 3) Through His transfiguration, He acknowledged His kingdom.

3-Unit 3:

His Service in Judea chapter 10:

In this chapter, he provides us with life examples for the path of the cross.

- A. The difficult commandment (no divorce)

- B. Accepting children with love
- C. Wealth
- D. Leaving all to take up the cross
- E. Discarding the love of higher positions.

4- Unit 4:

Crucifixion and Resurrection Chapters 11 to 16

- 1) The events of the passion week,
- 2) His entry into Jerusalem (Chapter 11).
- 3) Resisting Him in Jerusalem (Chapter 12).
- 4) The cross and the signs of the end (Chapter 13).
- 5) The preparation for the cross (Chapter 14).
- 6) The events of the crucifixion (Chapter 15).
- 7) His resurrection declared the glory of this unique Servant, who is capable of rising from the dead.
- 8) The One who rose from the dead is still serving us, as He sent His disciples to preach and He is still serving His church.
- 9) He ascended to heaven so that our hearts may ascend with Him also.



1- Unit 1: Getting to Know Christ His Ministry in Galilee

This unit includes 6 chapters over 6 classes.

Chapter 1

Servant's preparation:

A sermon about Chapter 1 explaining the Gospel of St. Mark by Abouna Daoud Lamei in English

https://www.youtube.com/watch?v=NNmgydQK_KM&list=PLvMAQ886ucetCnNPq4ft5YY0dujWRuADy&index=2

Brief introduction:

At the beginning of each lesson, please review book overview questions.

- ✓ Who is St. Mark? He was one of the 70 apostles whose house was the 1st church Jesus used and who later preached in many countries including Egypt where our Coptic church originated.
- ✓ Who did he write his gospel to? The Romans
- ✓ What is the main message of the book? To show the great power of Jesus Christ who through His amazing actions demonstrated His Divine power.

Main points in the Chapter:

- 1) John the Baptist Prepares the Way
- 2) John Baptizes Jesus
- 3) Satan Tempts Jesus
- 4) Jesus Begins His Galilean Ministry
- 5) Four Fishermen Called as Disciples
- 6) Jesus Casts Out an Unclean Spirit
- 7) Peter's Mother-in-Law Healed
- 8) Many Healed After Sabbath Sunset
- 9) Preaching in Galilee
- 10) Jesus Cleanses a Leper





Lesson overview:

In a few minutes, briefly explain the main events of the chapter with a picture for each event, reading parts of the chapter.

The gospel of St. Mark starts when Jesus was 30 years old and He was preparing for His ministry on earth which would last about 3 years ending with our salvation. The first sacrament for a newborn is Baptism to be born of the Holy Spirit. Jesus started His service by getting baptized by John, being tempted by Satan then calling His disciples to follow Him. Jesus did many miracles including casting out demons, healing the sick and cleansing a leper. Many miracles were performed on the Sabbath day to prove that He is Lord of the Sabbath.

Goal we learn:

In this chapter, you can either focus on the power of Jesus as He started His ministry on earth or focus on the idea that the disciples when called, dropped everything and followed Jesus. If you have enough time, you can address both goals.

1- Lesson delivery idea for goal 1 "The Power of Jesus"

As we can notice, St. Mark in his gospel was trying to show the Romans who care so much about power that Jesus the true God who came to earth was so powerful. His power shows in this chapter in the following points:

- Jesus does not need to be baptized as He is God. But to show us how to be perfect, He started His ministry with getting baptized at the hands of John the Baptist.
- Before starting His ministry, Jesus fasted for 40 days then He conquered Satan who was not sure if this is the Son of God. Satan tempted Him with food/body satisfaction, pride, and wealth. Jesus defeated him through the scriptures.
- Jesus did many things by giving one brief command. Examples:
 - i. “Follow me” [calling His disciples]
 - ii. “Come out” [casting the demon]
 - iii. “So He touched her hand, and the fever left her” [healing Simon’s mother-in-law]
 - iv. “Be cleansed” [healing the leper]

Activity:

Plan a skit with name signs for Jesus, the disciples, the demon possessed, Peter’s mother-in-law and the leper. Have Jesus tell the correct command to each of them from a piece of paper prepared by the servant ahead of time. Each of them will immediately respond to Jesus’s command, showing His great power over everything and His personality that encourages others to obey His command and love to be with Him.

2- Lesson delivery idea for goal 2 “ Drop everything” from Mark 1:14-20

“Most Important” Matching Game [Optional introductory game]

Supplies – index cards, writing materials

Give each child 4 index cards and something to write with. On each card, have them write one item/pet/person they would bring with them if they had to flee their home, and write their name. Collect all of the cards, mix them together, and lay them out face down on the table. Play a matching game to see what everyone thought was important, and what the most popular items are. A match consists of choosing two cards with the same item or choosing two cards written by the same person. (Keep in mind that you may end up with unmatchable cards near the end. Once you reach that point, just turn over each additional card to see what is written.)

Lesson – Drop Everything [You can make it fun by asking the kids to put their hands on their heads every time you mention the word “everything”]

It’s interesting to see what everyone thought was important, isn’t it?

And I thought it was hard choosing just 4 items. I mean, 4 items! Am I the only one, or did you want to pick more too?

What about all my family? And pictures to remember all our adventures? What about my wallet with all my money? Would I need to bring food? Clean clothes? My phone? A blanket? A flashlight...

It’s so hard to think of leaving so many things behind. Part of me feels sad because I would miss everything. And another part of me feels scared. What if I needed something that I left? What if it got really cold and I didn’t have anything to keep me warm?

Thankfully, we don't have to make those choices right now, but in today's Bible story there are some people who left EVERYTHING behind to follow Jesus. I mean EVERYTHING.

And speaking of EVERYTHING – every time you hear that word, I need you to make a surprised or shocked face. Let's see if you can listen well enough to catch them all. Ready?

Right after Jesus was baptized, He began his ministry, and He chose some men to come with Him as He traveled and preached. There were 12 of them, and we know those men as the 12 disciples.

You might think these guys were special somehow; like maybe they had EVERYTHING in the Bible memorized, or they spent more time praying than sleeping, but the truth is, they were just regular guys just like us. They sinned just like we do, they weren't perfect, and they didn't do anything to deserve traveling with Jesus and becoming one of His disciples. But they did do one thing that made them kind of special; they dropped EVERYTHING.

The first two men Jesus called were actually brothers, Simon and Andrew. Simon and Andrew were fishermen, so they spent their days out on the Sea of Galilee together casting nets and catching fish. Fishing was especially important in two ways. 1. It provided them with food to eat. I'm sure they sometimes wished they could eat something else for dinner, but at least they wouldn't starve. 2. It provided them with money. Any fish they didn't eat they could sell at a market. Then they would have money to buy food, clothes, fishing supplies, and EVERYTHING else that might pop up.

So for Simon and Andrew fishing was EVERYTHING. It took up all their time and provided them with EVERYTHING they needed to survive. But remember what I said, they dropped EVERYTHING.

Jesus saw them casting their nets and called out to them, "Follow Me, and I will make you become fishers of men." (Mark 1:17)

And they did. They left their nets, their fish, their home, their friends, their money. Simon and Andrew dropped EVERYTHING to follow Jesus.

But that's not all. Just a little while later Jesus saw another group of fishermen out in a boat. There were brothers named James and John fishing with their father. Jesus called out to the brothers, and immediately they left, leaving EVERYTHING behind, including their father. James and John dropped EVERYTHING to follow after Jesus.

I can't imagine what it must have felt like for them, leaving EVERYTHING and everyone they ever knew, including their dad, to follow a stranger.

Application:

We are blessed that we don't have to drop EVERYTHING in order to follow Jesus. We still have homes, toys, money, and refrigerators filled with food.

Instead of dropping EVERYTHING, God asks us to drop somethings. Can you think of anything God might want us to get rid of? Maybe disobeying your parents or saying ugly things about someone. And if you are super busy, God might want you to drop something so you can spend more time reading your Bible, or praying, or going to church.

This week I want you to try doing one special thing for God. Maybe you could learn a Bible verse instead of watching TV, or maybe pleasing God by being a helper to your parents or teacher. It might not seem like it's big or important, but to God it's EVERYTHING.

Closing Prayer – Drop Everything

Ask for a volunteer to pray for the class before leaving. Encourage the kids to thank God that even though we aren't perfect, we can still please Him, and to follow Jesus by dropping at least one bad thing.

Memory Verse:

¹⁷ Then Jesus said to them, "Follow Me, and I will make you become fishers of men." ¹⁸ They immediately left their nets and followed Him.

Chapter 2

Servant's preparation:

A sermon about Chapter 2 explaining the Gospel of St. Mark by Abouna Daoud Lamei in English
https://www.youtube.com/watch?v=-z_fBdphaBk&list=PLvMAQ886ucetCnNPq4ft5YY0dujWRuADy&index=3

Brief introduction:

At the beginning of each lesson, please review book overview questions.


- ✓ Who is St. Mark? He was one of the 70 apostles whose house was the 1st church Jesus used and who later preached in many countries including Egypt where our Coptic church originated.
- ✓ Who did he write his gospel to? The Romans
- ✓ What is the main message of the book? To show the great power of Jesus Christ who through His amazing actions demonstrated His Divine power.


Remember:

Last lesson we studied how Jesus started His ministry on earth by getting baptized, fasting for 40 days then being tempted by the devil. Jesus showed His divine power through giving commands and immediately things happened like healing the sick, casting out demons, and calling His disciples. Today we will move to another powerful miracle Jesus did.

Main points in the Chapter:

- 1) Jesus Forgives and Heals a Paralytic
- 2) Matthew the Tax Collector
- 3) Jesus Is Questioned About Fasting
- 4) Jesus Is Lord of the Sabbath





Lesson overview:

In a few minutes, briefly explain the main events of the chapter with a picture for each event, reading parts of the chapter.

In this chapter, Jesus heals the paralytic man which we will talk about shortly. Then, He saw Matthew the tax collector and how much love he had in his heart. So Jesus chose him to be one of the 12 and ate at his house with other sinners, inviting them to repentance. The scribes and Pharisees always tried to find mistakes in what Jesus did, especially breaking the law of the Sabbath. He explained to them that the Sabbath was made for man, not man for the Sabbath as He is Lord of the Sabbath.

Goal we learn:

In this chapter, you can focus on the miracle of the paralytic man. He and his friends had a simple request: that Jesus heals him. But Jesus gave far beyond their request; he gave them forgiveness of sins along with the healing. Similarly, we may have many requests in prayers, but always remember that God is planning to give us more than what we ask, even though it might look different but it is far better as He knows what is best in every situation. Let us not feel sad when

He doesn't respond, but tell Him that we know that He is planning for our lives better than what we request for ourselves.

1-Lesson delivery idea

A great PDF attached for lesson ideas.

<https://documentcloud.adobe.com/link/review?uri=urn:aaid:scds:US:387d8a47-7dba-45ee-bb7d-2cd16f3c12e3>

2- Another resource for delivery and activity

Did you know...

In Bible times, people used the roof of the house for more than keeping out the rain. During the summer, families might sleep on the roof to take advantage of the cool night air. They dried grain and fruit on the roof, stored tools there, and even went up on the roof to pray. In [Deuteronomy 22:8](#), God told his people to make a low wall around the roof so people wouldn't fall off!

1. Crowded Room

Gather everyone around you, and open up the Bible to [Luke 5:17-26](#). Say: **Let's learn more about the men who brought their friend to Jesus for healing.** Motion around you. **Let's pretend that this was the room where Jesus was. This place was packed with people who'd come to hear Jesus teach and to see if He'd perform a miracle or two, maybe heal somebody.**

It was so packed that...well, I'll show you. Everyone stand up. Pause. **Now put your hands down at your sides and scoot toward the middle of the room until you're shoulder to shoulder with someone.** Pause. **Now those of you in the center stand firm and everybody else scoot up until your tummy is almost touching the back of the person in front of you.** Pause. **Now that's crowded! The place was so crowded because everyone wanted to see Jesus. Go ahead and "uncrowd" while I tell you the rest of the story.** Pause.

Well, there were these guys who had a buddy. The buddy was on a sort of stretcher, a mat. That's because he couldn't walk. I don't know what had happened to the guy, but he wasn't getting better. He was paralyzed—that means he couldn't move at all. The man needed friends to help him.

2. Paralyzed Pretzel-Eaters

Prepare a bowl of pretzels. Say: **Here's what that's like. Pass around pretzels until each person has one.** Pause, taking a pretzel yourself. **Okay, now everyone hold on to one pretzel in one hand and stretch out that arm. Pretend that arm's paralyzed. It can't move at all. So you can't bend your elbow, but you really want to eat the pretzel.** Demonstrate how you have to keep your arm stiff and straight because you can't bend the elbow. You can't bring the pretzel to your mouth.

Ask:

- **Discuss how you might be able to eat the pretzel when your arm can't bend.**

Allow the kids to try to figure it out. If they don't get it after one minute, say: **Remember, you have your friends to help you!** If they still don't get it, go over to a person and feed your pretzel to him or her. Then it'll catch on that the kids must feed each other the pretzels. Their stiff arms will be able to reach a friend's mouth, and vice versa. Tell the kids they can move their arms normally now.

Say: **Wow! We needed our friends so we could eat the pretzels. The Bible tells us that the paralyzed man needed his friends to bring him to Jesus. They were good friends to take him to Jesus. Jesus is our friend! He does amazing things.**

3. On the Roof

Say: **With so many people trying to see Jesus, there was no way the friends carrying a stretcher could make it through the door. They couldn't even get close. But these guys were going to be sure their buddy saw Jesus—period.**

Here's what they did: They found the stairs up to the roof. And when they got up there they started digging—right through the roof! When the hole was big enough, the friends lowered the mat right down to where Jesus was standing.

Our Great Friends

Boy, those were some friends! They were even willing to get in trouble to make sure their buddy met Jesus. They took him to Jesus, and that's great! Maybe you have some good friends, too. Maybe your friend got a brand new video game, and he loaned it to you even though he hadn't played it yet. Or maybe you have a friend whose family went on vacation, and she could take a buddy with her to Disneyland—and she chose you!

Ask:

- **Tell everyone a great thing some friend has done for you.**
The kids can take turns answering.

Jesus Heals and Forgives

Say: **You've got some great friends! Well, when the men lowered their friend to Jesus (indicate a place on the floor just in front of you), Jesus saw how much faith the friends had. He knelt down (do this as you continue) and said to the paralyzed man, "Friend, your sins are forgiven." That made the teachers of the law—they were in the audience right toward the front in the good seats—sit up and take notice. They said, "Hey, wait a minute. Only God can forgive sins. If Jesus is forgiving sins, then that means He thinks...He's God or something!"**

Jesus knew what they were thinking. Jesus said, "Which do you think is easier for me, to forgive this man's sins or to heal him? Tell you what—I'll do both so you know I am who I say I am." Jesus looked at the paralyzed man and said, "Get up, take up your mat, and go home."

The paralyzed man lay there and he could...he could wiggle his toes! Have kids wiggle their toes with you. He could wiggle his fingers! Have kids wiggle their fingers. He sat up...his legs were working and his arms were working...and he stood up. Have kids stand up. His body worked perfectly! Have kids do five jumping jacks with you. The friends on the roof were probably celebrating! Do this: Give a high five to everyone around you! Yeah! Jesus healed this guy! Pause as kids give high fives.

Now, the guy with the mat didn't just go home—he went home jumping around and praising God and showing everyone how his feet worked. He was one happy, ex-paralyzed guy, I'll tell you that.

Jesus was his friend BIG time! He forgave his sins and made him walk!

Jesus is Our Friend

Ask:

- **Tell everyone about some of the ways Jesus is a friend to you.**

Kids can take turns answering.

- **How can you be a friend to Jesus?**

Kids can take turns answering

Say: **That was great getting to know more about Jesus because Jesus is our friend. Let's head into a prayer time to thank God that Jesus is our friend.**

4. Prayer Place

Say: **Because Jesus is our friend, we're never alone. We can do all kinds of things like love others and tell others about Jesus. Jesus is always with us, ready to help us. Jesus gives us more than what we ask for. We ask for success, He might give us the best grade, we ask for a friend, He might let you make 5 friends... think of other examples**

5. Bonus Idea: Mat Races

Divide the kids into smaller groups and give each group a large towel.

Say: **The Bible tells us about the men who brought their friend to Jesus for healing. The poor guy couldn't walk, so the men carried him on a mat. Let's celebrate these guys' awesome friendship by having mat races!**

Have each group gather around a towel. Say: **Choose the smallest group member to sit on the mat. When I shout "go," everyone else will pull your group's "mat" to the opposite wall and back.** So groups don't get too "overzealous," have them walk heel-to-toe so the friend doesn't fly off the mat!

Play several rounds, letting other children ride as well as pull.

Change the course: Instead of wall to wall, race around the room.

Memory Verse:

"When Jesus saw their faith, He said to the paralytic, "Son, your sins are forgiven you." Mark 2:5

Chapter 3

Servant's preparation:

A sermon about Chapter 3 explaining the Gospel of St. Mark by Abouna Daoud Lamei in English
<https://www.youtube.com/watch?v=an85JaFlgwg&list=PLvMAQ886ucetCnNPq4ft5YY0dujWRuADy&index=4>

Brief introduction:

At the beginning of each lesson, please review book overview questions:


- ✓ Who is St. Mark? He was one of the 70 apostles whose house was the 1st church Jesus used and who later preached in many countries including Egypt where our Coptic church originated.
- ✓ Who did he write his gospel to? The Romans
- ✓ What is the main message of the book? To show the great power of Jesus Christ who through His amazing actions demonstrated His Divine power.


Remember:

Last lesson we enjoyed watching Jesus heal the paralytic man who was lowered from the ceiling and Jesus gave him way more than he asked; He forgave all his sins and made him carry his bed as well. There is nothing too great for God.

Main points in the Chapter:

- 1) Healing a man with a withered hand on the Sabbath
- 2) A Great Multitude Follows Jesus.
- 3) Sending the Twelve Apostles
- 4) A House Divided Cannot Stand
- 5) The Unpardonable Sin
- 6) Jesus' Mother and Brothers Send for Him





Lesson overview:

In a few minutes, briefly explain the main events of the chapter with a picture for each event, reading parts of the chapter.

In this chapter, Jesus continues His ministry in Galilee, which is on the other side, away from Jerusalem. One Saturday, He healed a man with a stiff hand. The Jewish leaders were angry because He did that on the Sabbath as one of the most important laws to the Pharisees was keeping the Sabbath. They would refrain from doing any work, even if the work was to help others. Jesus came to correct this concept. On the Sabbath, He would enter the synagogue and read the scriptures, interpret them, and heal the sick. By doing so, He taught us that the way to keep God's day is to worship Him by loving Him and loving our brethren, especially the sick, the needy and sorrowful.

Some accused Him of having a demon, but Jesus explained why this does not make sense. A divided kingdom cannot stand. Then, He sent His 12 disciples to various cities to preach.

Goal we learn:

In this chapter, you can focus on the sin that is never forgiven.

Why would Jesus say there is a sin that couldn't be forgiven? As we know, we can always repent and confess our sins and God will surely forgive us. However, the first thing that triggers our repentance is a push from the Holy Spirit, making us feel guilty for upsetting God and pushing us

to repent. If we turn off this trigger, who will start the process? Nothing. That is why blasphemy against the Holy Spirit [i.e. refusing to let Him work in our life] is the only unforgiven sin as the person won't be encouraged to repent.

Lesson delivery idea

A great illustration for this lesson is the candle experiment.

Glass and Candle Experiment

Objective: To explain that fire needs oxygen from the air.

Requirements:

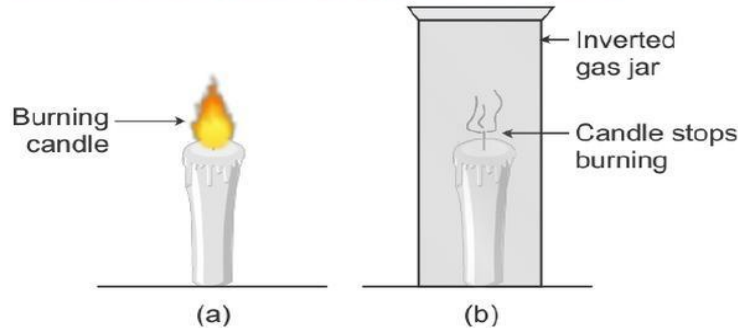
- A candle
- Kitchen lighter/matchbox
- A Glass

Procedure:

1. Light the candle. Take the help of an adult to do so.
2. Place it on the flat plate.
3. Cover the candle with the glass.
4. The candle goes out.
5. Repeat the experiment for better understanding

WHY THIS HAPPENS?

A lit candle needs to draw oxygen from the air in order to continue burning. If you limit the amount of air available, the candle's flame eventually goes out once it uses up all the oxygen. The glass prevents the fire from consuming any more oxygen. Once the fire in the glass has consumed all the oxygen inside the glass, the flame goes out.



Conclusion:

Running out of oxygen makes the flame go out.

What does the candlelight represent? The Holy Spirit burning inside our hearts, asking us to repent every time we sin.

What happens when we invert a glass jar over the candle? It cannot breathe, so it dies. Similarly, if we quench the Holy Spirit inside our hearts by stopping continuous prayers, bible reading and communion, He will not be able to continue burning.

Then who would push us to repent and go back to God?

To keep the fire going, we have to be attentive. We are required to put wood on it daily and ensure it does not go out. The same kind of constant attention is required to keep the light of God's Holy Spirit alive in your own heart and mind. A fire left to itself will eventually go out. One of the surest ways to

quench the Holy Spirit is through simple neglect! Neglect of prayer and study. Neglect the Holy Spirit, and He will become dormant. With time, He will simply go out altogether.

To keep God's Holy Spirit alive and active in you, you must work on that.

Following are two of the most important keys to keeping the fire of the Holy Spirit alive:

The first key is prayer. Often, those who doubt whether they have the Holy Spirit are lacking regular, heartfelt, fervent prayer. Prayer needs to be a daily constant effort. Prayer develops your close personal relationship with God Who gives you His Spirit of power in your life.

It is in daily prayer that we repent before God, and true repentance is a prerequisite to having and maintaining the gift of God's Spirit (Proverbs 1:23; Psalm 51:2-3, 10-11).

The second key is study. God's apostle has continually reminded us of the vital need to pray and to study.

We must approach Bible study as seekers of the truth. Remember, Jesus said that he who seeks shall find (Matthew 7:7-11).

Just as it takes effort to build a fire and to keep it going, it does truly take effort to keep ourselves close to God. However, it takes no effort at all to become deceived. All it takes is neglect!

There is great danger in neglecting prayer and Bible study. These tools are vital to stoking God's Holy Spirit in our lives and keeping His flames hot and bright. Paul warned Timothy, "Do not neglect the gift that is in you" (1 Timothy 4:14); and "stir up the gift of God" (2 Timothy 1:6).

As Christians, we need to remember that conversion does not occur all at once. We must "grow in grace, and in the knowledge of our Lord and Savior Jesus Christ" (2 Peter 3:18). That truly means working day in and day out with daily prayer and study.

Below are four ways the Holy Spirit works in your life:

1. The Holy Spirit will guide you

The Holy Spirit will call you to believe in Jesus Christ. Now, don't mistake the Holy Spirit for a telephone operator working at a call center. The call He makes isn't the type you receive on the phone. His call is one that is internal (Rom. 11:29; Eph. 4:1).

If you have lived long enough, then you know there are times in life when things don't seem to make any sense. You'll feel as if the events in your life have no meaning or that you're wandering. But this isn't the case at all. God is directing your steps and guiding your life

2. The Holy Spirit will empower you

The Holy Spirit will empower you for service. In other words, the Holy Spirit will enable you to do what you've been called to do.

3. The Holy Spirit empowers evangelistic efforts

Jesus is alive, and He is building His church. His church isn't built through political efforts or military quest. His church is established through the proclamation of the gospel.

4. The Holy Spirit gives spiritual gifts

The Holy Spirit also works in us by giving us spiritual gifts

Memory Verse:

29 “but he who blasphemes against the Holy Spirit never has forgiveness, but is subject to eternal condemnation”

Chapter 4

Servant's preparation:

A sermon about Chapter 4 explaining the Gospel of St. Mark by Abouna Daoud Lamei in English

<https://www.youtube.com/watch?v=b5lFsgXIDuI&list=PLvMAQ886ucetCnNPq4ft5YY0dujWRuADy&index=5>

Brief introduction:

At the beginning of each lesson, please review book overview questions.

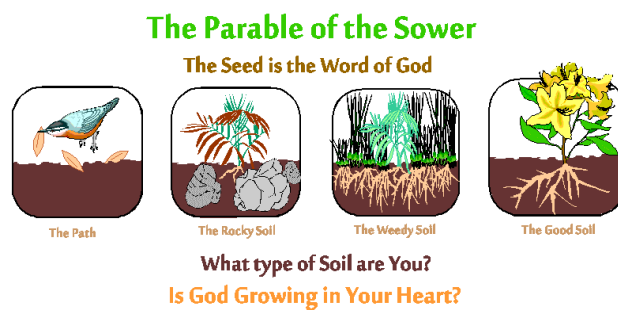
- ✓ Who is St. Mark? He was one of the 70 apostles whose house was the 1st church Jesus used and who later preached in many countries including Egypt where our Coptic church originated.
- ✓ Who did he write his gospel to? The Romans
- ✓ What is the main message of the book? To show the great power of Jesus Christ who through His amazing actions demonstrated His Divine power.


Remember:

Last lesson we talked about how Jesus Christ healed the man with the stiff hand on Saturday, explaining to the Jews that He is the Lord of the Sabbath. Jesus also was accused of having a demon, but He answered saying that a divided kingdom cannot stand. He told them that the only unforgiven sin is the blasphemy against the Holy Spirit because He is like the candle in our hearts leading us to repentance. We explained how to keep our flame [the Holy Spirit] alive through daily prayers and studying the bible. Neglect leads to turning off His flame which is so dangerous as it is the unforgiven sin.

Main points in the Chapter:

- 1) The Parable of the Sower and its explanation
- 2) Light Under a Basket
- 3) The Parable of the Growing Seed
- 4) The Parable of the Mustard Seed
- 5) Wind and Wave Obey Jesus





Lesson overview:

In a few minutes, briefly explain the main events of the chapter with a picture for each event, reading parts of the chapter.

In this chapter, Jesus tells the parable of the sower which we'll explain in a few minutes. Then, He likened the kingdom of heaven to a mustard seed that starts tiny then grows into a big tree. When the disciples were in the boat with Jesus and a strong storm came, they were scared and woke Him up. He silenced the wind, telling the disciples that they lack faith in Him.

Goal we learn:

In this chapter, you can focus on the parable of the sower, what each kind of soil represents and how it applies on us. We need to figure out what kind of soil we are. Check the lesson delivery for details.

Lesson delivery idea

A video showing the parable of the sower.
<https://www.youtube.com/watch?v=Tb7bvF5Ucrk>

PARABLE OF THE SOWER
1: SEEDS THAT FALL ON THE PATH

Let us help the children discover how truly wonderful the Word of God is, and how we must keep it close to our hearts with truth and understanding. We must not let the evil one snatch it away.

AS KIDS ARRIVE (15 minutes)

Have six or seven different types of seeds on the table. For example, you could have watermelon, orange, apple, grass, flower, acorn, and pumpkin.

As the children arrive, have them examine the seeds on the table, and have them guess what types of seeds are displayed. Just before class starts, tell the children what types of seeds are on the table. Ask the kids how they think something as small as a watermelon seed can grow into such a delicious fruit. How can an acorn planted in the dirt and watered grow into an Oak tree?

It would also be helpful to have different types of soil available. You should place the variety of soils in separate cups and label them accordingly. For example, you might have cups labeled, "Good Soil," "Rocks," and "Sand." Ask the children which soil would be best for the seeds.

DISCUSSION

Sower is another name for farmer. We will follow four different groups of seeds throughout this lesson series. We see that although Jesus was speaking about seeds in the parable, the story really applies to people. Today we will see how the seeds that fell on the path are like people that have no interest in God.

Discussion Questions:

1. What does sow mean? What is another name for someone who sows seeds? (*Plant, farmer.*)
2. In our story today, where did the seeds fall? (*On the path.*)
3. What happened to the seed that fell on the path? (*Birds came and ate it up.*)
4. Will we get to heaven by just hearing the Good News about Jesus? (*No, we must receive the Good News, and then ask God to forgive us.*)
5. Does the evil one (Satan) try to steal God's message from our hearts? (*Yes!*)
6. Why would the evil one want us to forget God's message? (*So we won't follow and worship God.*)
7. How can we keep from forgetting God's message? (*Read our Bibles, pray to God, Worship God.*)

APPLICATION (2 minutes)

God knows we have a lot to learn and that we may not understand everything in the Bible. God wants us to make the effort to learn more about Him by reading our Bibles and by praying. God will gladly give us knowledge and understanding if we seek Him. There are some people that have no desire to learn more about God, these people are like the seeds that fall on the path.

2: SEEDS THAT FALL ON ROCKY PLACES

Let us help the children discover how truly wonderful the Word of God is, and how we must not let fear and the temptations of this world take it away.

DISCUSSION

Introduction:

In this section, we will see how seeds that fell on rocky places are like people that have hard hearts and little faith in God. When life gets a little rocky, their Christian walk quickly withers and dies.

Discussion Questions:

What happened to the seed that fell on the rocky places? *(It withered because it had no root).*

What does the word persecution mean? *(To oppress, harass, annoy or bother.)*

What are some ways that we may be persecuted or have trouble because we are Christians? *(Some people may make fun of us, call us names, pick fights, not want to be our friends.)*

How can we help our faith withstand trouble and persecution? *(Pray to God for strength, read the Bible to see how others withstood times of trouble.)*

APPLICATION

Some people hear the Good News about Jesus and happily accept it. As soon as someone laughs at them or makes fun of their faith, they deny everything Jesus stands for. If things get tough, they give up. When trouble comes, they quickly abandon their relationship with Jesus. They worry more about men than they do about God. Their hearts become hard, like the rocky places some of the sower's seeds fell on.

3: SEEDS THAT FALL AMONG THORNS

Let us help the children discover how truly wonderful the Word of God is and how we must not let worry, selfishness, or greed steal it away.

DISCUSSION

We should keep God first in our lives. We will see how the thorns declared war on the growing plants and choked them out. There are many things in this world that compete for our time; many of them will try to draw our attention away from God. We need to weed out the things in our lives that keep our relationship with God from growing.

Discussion Questions:

What happened to the seed that fell among the thorns? *(It got choked out, by the thorns.)*

What are some things that we worry about? *(Sickness, school, friends, family.)*

Should we let these worries become more important than God? Why or why not? *(No, God is able to help us.)*

Let's list some of our favorite things: toys, sports, food, and pets. Should these things have higher priority in our lives than God? *(Video games, football, pizza, dog. No, God should have top priority.)*

How can we be sure we spend time with God each day? *(Set time aside each day, make it important.)*

APPLICATION

Many people hear the Good News, which is the gift of salvation, but they are more worried about their day to day activities. They spent a lot of their time trying to get more money. They think that the more money they have, the happier they'll be. Sadly, this just isn't true. Seeking the things of this world is like the seed that fell among thorns. People can only be happy when they have a genuine relationship with God, through His one and only Son, Jesus Christ.

4: SEEDS THAT FALL ON GOOD SOIL

Let us focus on the sower's seeds that fall on good soil. The children will discover how the wonderful Word of God helps us grow spiritually and gives us everlasting life with Jesus.

DISCUSSION

The seed that fell on good soil. It grew very well; in fact, it grew so well that it produced more seed. These seeds also grew to be strong plants. As Christians we should be sharing our faith with others, that way other people will hear the Good News and they may become Christian. The body of Christ continues to grow when we share seeds (the Good News) with others.

Discussion Questions:

What happened to the seed that fell on good soil? *(It produced a crop -- a hundred, sixty or thirty times what was sown.)*

How does the seed falling on good soil compare to us being a Christian? *(We need to share our faith with others so they can become Christians. This also helps us grow spiritually.)*

How can we share the Good News about Jesus with others? *(Tell them, pray for them, share the Good News out of the Bible, ask them to come to Sunday school.)*

APPLICATION

Those who hear the Good News and take it to heart, can accept the free gift of salvation from Jesus Christ. We should live a productive life for our Lord. Please note that we cannot work our way into heaven, but if Jesus is the Lord of our lives, we will want to live for Him. We will follow His rules and tell other people about Him. We won't be perfect, and we will still make mistakes, but we will try our best to live a life that is pleasing to God.

Another delivery method or game: [Science experiment]

Get 3 jars: Fill the 1st with some water and salt, fill the 2nd with water, salt and baking soda, and the 3rd with water and baking soda. [Salt represents Satan and baking soda represents our hearts.]

Add to the 1st cup some vinegar [vinegar represents the word of God], nothing will happen

Add to the 2nd cup some vinegar, you will notice a slight chemical reaction

Add to the 3rd cup some vinegar, a huge amount of foam is formed.

When we hear the word of God and we don't accept it, we are like the first cup, Satan took it away and no reaction occurred. When we hear the word but we get distracted with this world, a slight reaction occurs because we don't give full attention to it. But when we hear it and act on it, we are like the 3rd cup where a huge chemical reaction occurred since no Satan [salt] was allowed.

Activity:

You may start your lesson with this fun game.

You need a balloon and 4 volunteers. Each will be assigned a role: bird, rock, thorn, or good soil.

Let them pass the balloon around. They will sure notice that the easiest way to play is to be the good soil. Explain how this applies to our story.

Make groups of four. Have each group make a small circle, and assign one of the following roles to each of the four children in each group:

- **Birds** put their hands at their ribs and flap their arms like bird wings. They can only use their “wings” to bat the balloon.

- **Rocks** put their hands at their sides and stand very still. They can only use their heads or shoulders to bat the balloon.

- **Thorns** put their hands at their sides. They can only use their legs and feet to kick the balloon.

- **Good dirt** stands relaxed. They can use either their hands or their feet to bat the balloon.

Say: **Today we are going to see how well you can pass the balloon around your group. You can only hit the balloon in the way I showed you, no matter what other people in your group are doing. Let's see how many times you can pass the balloon around your group.** Let the children trade roles and try this activity in each of the four roles. Ask: **What was the easiest way to play our game today?** Say: **When seeds fall on good soil, they grow quickly and easily. Our hearts are like good soil when we hear and do what God tells us to through the Bible, our church, and our parents.**

This game can be simplified for younger children by showing them one action at a time and having all the children perform the same action together.

Memory Verse:

24 "Take heed what you hear. With the same measure you use, it will be measured to you; and to you who hear, more will be given."

Chapter 5

Servant's preparation:

A sermon about Chapter 5 explaining the Gospel of St. Mark by Abouna Daoud Lamei in English

<https://www.youtube.com/watch?v=b5lFsgXIDul&list=PLvMAQ886ucetCnNPq4ft5YY0dujWRuADy&index=5>

[https://www.youtube.com/watch?v=fcSgRPiW3-](https://www.youtube.com/watch?v=fcSgRPiW3-c&list=PLvMAQ886ucetCnNPq4ft5YY0dujWRuADy&index=6)

[c&list=PLvMAQ886ucetCnNPq4ft5YY0dujWRuADy&index=6](https://www.youtube.com/watch?v=fcSgRPiW3-c&list=PLvMAQ886ucetCnNPq4ft5YY0dujWRuADy&index=6)

Brief introduction:

At the beginning of each lesson, please review book overview questions.

- ✓ Who is St. Mark? He was one of the 70 apostles whose house was the 1st church Jesus used and who later preached in many countries including Egypt where our Coptic church originated.
- ✓ Who did he write his gospel to? The Romans
- ✓ What is the main message of the book? To show the great power of Jesus Christ who through His amazing actions demonstrated His Divine power.

Remember:

Last lesson, we talked about the parable of the sower. We studied the differences between the 4 soils and why the seeds couldn't grow in the first three soils, but they produce fruits only in the good soil. The seed is the word of God, our hearts are the different soils, birds (Satan) steal God's word, the sun (tribulation) burns it, thorns (worries and cares) kill it or if we are a good soil we don't allow any of those, so our seed grows into fruits.

Main points in the Chapter:

- 1) A demon-possessed man healed
- 2) Jairus's daughter restored to life
- 3) The woman with the flow of blood is healed



Mark 5

One of the synagogue officials named Jairus came up, and... fell at His feet... saying, "my little daughter is at the point of death... lay Your hands on her, so that she will get well and live" And He went off with him... v22-24

do not be
afraid
ONLY
believe



... they came from the house of the synagogue official, saying, "Your daughter has died; why trouble the Teacher anymore? But Jesus... said..." "Do not be afraid... Only believe." v35-36



They came to the house ... and He saw ... people loudly weeping and wailing ... He said to them, "why... weep? The child has not died, but is asleep." v38-39



(Jesus) took along the child's father and mother and His own companions, and entered the room... Taking the child by the hand, He said to her, "Little girl, I say to you, get up!" Immediately the girl got up and began to walk... And... they were completely astounded. v40-42

Lesson overview:

In a few minutes, briefly explain the main events of the chapter with a picture for each event, reading parts of the chapter.

In this chapter, we see 3 healing miracles of faith: a demon-possessed person being healed, a woman touching Jesus' clothes with faith and being cured, and Jairus humbly asking Jesus to heal his daughter, then Jesus giving him more than his request by raising her from the dead. The woman and Jairus had faith in Jesus that He can heal them, so the miracles were granted.

Goal we learn:

In this chapter, you can focus on FAITH, do we have enough faith that God can do everything? He can change our bad habits with a simple touch [communion]. He can heal our spiritual diseases or sins with one word, "Little girl, I say to you, arise."

Jesus cannot work miracles without our faith. We must trust in Him to get Him to change what needs to be changed in our lives.

Lesson delivery idea

Sermon Title: ["There Is Power in a Touch"](#) Mark 5:25-34

WHO TOUCHED ME? GAME: Have the children sit in a circle. One child will sit in the middle and will be blindfolded. The children will take turns as the teacher quietly points to someone to go to the child in the middle and TOUCH that child and quietly return to the circle. Remove the blindfold and let the child try to guess who TOUCHED him/her. If he guesses correctly, then that child goes to the middle to be blindfolded.

OR TEACHER TOUCHES: Blindfold the teacher and let the children take turns touching the teacher and the teacher will have to guess what part of the child's body touched the teacher's back - such as a finger, a nose, an elbow, a toe, an ear, etc!

OR TOUCH RELAY: Divide the children into teams. The teacher or leader will tell the first person on each team to run to a paper bag, and with their eyes closed, find something smooth. The children will quickly find a SMOOTH item and run back to the team. Then the teacher will tell the next team member to find something soft, or bumpy, or hard, or liquid. Continue to play the relay as time allows.

As you know, we have five senses. We use these five senses to give us information about the world around us. For example, if I were to hold up a ball and ask you what it was, you would identify it by using your sense of sight. If I were to ring a bell and ask you what it was, you would identify it by using your sense of hearing. If I put a flower under your nose and ask you to tell me what it was, you would know what it was by its smell. If I gave you a sip of lemonade, you would know right away what it was because of its taste.

There is one of the five senses that I have not mentioned. Do you know what it is? It is the sense of touch.

The sense of touch is very important, isn't it? We can often tell what an object is by its size, shape, and texture -- all of which can be learned by using our sense of touch. Today, I want to tell you about a woman who experienced the power of Jesus -- just by touching Him.

One day Jesus was walking through a large crowd of people. The people were crowding around so that He could hardly move. There was a woman in the crowd who had a bad sore that had been bleeding for twelve years. She had been to many doctors, but none had been able to help her. She had heard about Jesus and she believed that He could heal her, but there were so many people crowded around Him that it seemed hopeless.

The woman thought to herself, "If I could just get close enough to touch His robe, I would be healed." So, she pushed through the crowd and reached out and touched Jesus' clothes. Her bleeding stopped immediately, and her suffering was ended.

The Bible tells us that as soon as the woman touched Him, Jesus felt power go out of Him. He turned to the woman and said, "Your faith has healed you. Go in peace and be free from your suffering."

Jesus could have kept it a secret and no one would have known about the lady touching Him, but He wished to announce her great faith to let others learn from her. He asked: "Who touched me?" She had to confess that she did, and Jesus praised her so much to make her feel honored and not guilty for touching Him secretly. God likes it when we approach Him in prayers with faith, asking Him to fix what needs to be fixed. We can touch Him when go take communion.

Dear Jesus, we long to reach out and touch You and to feel Your power in our life. Amen.

Another delivery method or game:

Kids can act the 3 miracles using silhouette. Bring a lamp and a big white linen sheet. Keeping the lamp behind it, let the kids act the stories so the audience only see their shadows behind the sheet.

Game:

STEP BY STEP WITH JESUS

Preparation:

1. Prepare a set of direction cards with words like these on them: one giant step, two baby steps, three scissor steps, two slides, one hop, one skip, etc.
2. Write review questions covering the lesson on another set of cards.
3. Draw a line on the floor.

How to play:

1. The children stand way behind the line on the floor.
2. The teacher takes a card from each set and reads the question.
3. If the child answers correctly, he/she may take the number of steps indicated on the card.
4. The first child who reaches the finish line wins the game.

Memory Verse: 28 "If only I may touch His clothes, I shall be made well." Or 34 "And He said to her, "Daughter, your faith has made you well. Go in peace and be healed of your affliction."

Chapter 6

Servant's preparation:

A sermon about Chapter 6 explaining the Gospel of St. Mark by Abouna Daoud Lamei in English

<https://www.youtube.com/watch?v=fcSqRPiW3c&list=PLvMAQ886ucetCnNPq4ft5YY0dujWRuADy&index=6>

<https://www.youtube.com/watch?v=o78igbnNk&list=PLvMAQ886ucetCnNPq4ft5YY0dujWRuADy&index=7>

Brief introduction:

At the beginning of each lesson, please review book overview questions.

- ✓ Who is St. Mark? He was one of the 70 apostles whose house was the 1st church Jesus used and who later preached in many countries including Egypt where our Coptic church originated.
- ✓ Who did he write his gospel to? The Romans
- ✓ What is the main message of the book? To show the great power of Jesus Christ who through His amazing actions demonstrated His Divine power.

Remember:

Last lesson, we enjoyed talking about faith. We saw the great faith of the sick woman who touched Jesus' garment. We also saw the daughter of Jairus who died as Jesus was on the way to heal her, then He raised her from the dead because of her father's faith.

Main points in the Chapter:


- 1) Jesus Rejected at Nazareth
- 2) Sending Out the Twelve
- 3) John the Baptist Beheaded
- 4) Feeding the Five Thousand
- 5) Jesus Walks on the Sea
- 6) Many Touch Him and Are Made Well




Mark 6

(Jesus) saw a large crowd and He felt compassion for them because they were like sheep without a shepherd; and He began to teach them many things... His disciples came to Him and said... it is... late; send them away so that they may go and buy themselves something to eat. But He answered them, "You give them some thing to eat!"... "How many loaves do you have?"... they said, "Five and two fish."

(Jesus) took the five loaves and the two fish, and looking up toward heaven, He blessed the food and broke the loaves and He kept giving them to the disciples...; He divided up the two fish among them all. They all ate and were satisfied, and they picked up 12 full baskets of the broken pieces, and also the fish. There were 5,000 men who ate the loaves. v.34-44



Jesus made His disciples get into a boat and go ahead of Him to the other side... while... He left for the mountain to pray. When... the boat was in the middle of the sea... He came to them, walking on the sea;... they supposed that it was a ghost, and cried out;... and were terrified... He... said to them, "Take courage; it is I, do not be afraid." Then He got into the boat with them, and the wind stopped; and they were utterly astonished... v.45-51



Lesson overview:

In a few minutes, briefly explain the main events of the chapter with a picture for each event, reading parts of the chapter.

We are still in Unit 1 where Jesus is serving in the northern part of Palestine. In this chapter, He was in Nazareth, His hometown, preaching and doing miracles, but many did not believe in Him yet. Jesus sent His disciples to many towns nearby to preach. The story of John the baptism is mentioned here when Herod beheaded him during Herod's birthday party. Finally, we will explore how Jesus fed 5000 men with little food.

Goal we learn:

In this chapter, you will focus on how Jesus cares about our bodily needs as well as our spiritual needs. “³⁴ And Jesus, when He came out, saw a great multitude and was moved with compassion for them, because they were like sheep not having a shepherd”. Jesus taught them lessons but also felt their hunger and did not want them to go home hungry. Jesus worries about every single detail in our lives not only our spiritual life, but also our growth, food, learning, families, friends, and relationships.


Lesson delivery idea 1

NEVER RUNS OUT

The power of the Holy Spirit is an everlasting gift that never runs out.

MATERIALS:

Box of chocolates



WHAT YOU WILL DO:

You will display a box of chocolates and allow the class to pretend that the box never runs out. You will compare this pretend box of chocolate to Spiritual Gifts, or to the Gospel of Christ in that the power of the Holy Spirit never ends, and we are called to share these gifts with others.

WHAT YOU WILL SAY:

Look at what I have here. It looks like a regular box of chocolates, and it is. But for now, I want you to pretend that this particular box never gets empty. Every time you take out a piece of chocolate and eat it, another one is there to take its place. Sounds pretty good doesn't it? Now, you really love your box of chocolates. You treasure it. You can have as much as you want, whenever you want, and there is always more.

(If you like, you can do a little sleight of hand here by appearing to take a piece from the box and eat it. Then show the box still full.)

What would you do if you had a box of chocolates like this? Would you dare mention it to anyone, lest they think you're crazy? Would you keep it a secret so not to risk having someone steal it? Would you always keep it with you, or lock it in a safe when you didn't feel like having a piece of chocolate? Perhaps doing these things may be our tendency, but with a box of chocolates that never runs out, wouldn't it be better to share it with the whole world?

Spiritual Gifts Application

Spiritual Gifts are like this pretend box of chocolates. The Holy Spirit gives them to us freely, and as often as we use them. He gives them to us so we can share them with others. Like the famous Forrest Gump once said about a box of chocolates, “You never know what you're gonna get”, Spiritual Gifts are sort of the same way. There are many gifts, and God gives them to us freely as He chooses. He may give you one Gift for one particular situation, and a completely different Gift for another. All we need to do is use what He gives. When we do, the power of the Holy Spirit is carried to others, and His power never runs out.

Read Mark 6:30-44 (Jesus Feeds Five Thousand)

Discussion Questions:

1. Why did Jesus continue to teach the people, although His disciples were tired and hungry? (*Jesus had compassion on the people because they were like sheep without a shepherd. He met their needs.*)
2. As it got late in the day, what did the disciples ask Jesus to do with the people? (*Send the people away to buy their own food.*)
3. How did Jesus reply to the disciples' request to send the people away? (*Jesus told the disciples to give the people something to eat.*)
4. How much food could the disciples find? (*Five loaves of bread and two fish.*)
5. What did Jesus do before distributing the food? (*Looked to heaven and gave thanks.*)
6. Did everyone get enough to eat? (*Yes, they all ate and were satisfied.*)
7. Was any of the food wasted? (*No, the disciples picked up twelve baskets of broken pieces of bread & fish.*)
8. Did Jesus feed the people spiritually or physically? (*He first fed them spiritually by teaching them many things. He then fed their bodies.*)

APPLICATION

When Jesus is involved in our lives even a little can go a long way. We should be careful not to waste that which the Lord has given us. In our reading today, we learned that no one that sought the Lord was sent away empty handed. All who came to Jesus were filled both spiritually and physically. Even today, there is no end to the abundance Jesus provides for those who sincerely seek Him.

Well, unfortunately all boxes of chocolate eventually run out. On second thought, for those of you who like chocolate a little too much, that may be a good thing. But it's good to know that the Power of the Holy Spirit is an everlasting gift, to all who share it with others. (*Share the chocolates with your students.*)

Lesson delivery idea 2 [Skit, science experiment and discussion]**SKIT [JUST A LITTLE GAUZE]****ITEMS NEEDED:**

A clipboard

Test tubes

A test tube holder

CHARACTERS:

Dr. Christian- A science professor

Laura- A college administrator

Dr. Christian is pouring colored liquids from one test tube to another. Laura enters with a clipboard.

LAURA: Excuse me, Dr. Christian?

CHRISTIAN: Yes, hello?

LAURA: I'm Laura Money from the college department of purchasing and accounts.

CHRISTIAN: Well hello, Laura, it's nice to meet you.

LAURA: Dr. Christian, my boss sent me down here to see if there's anything you need.

CHRISTIAN: (*holds out two test tubes*) Here, hold these, please.

LAURA: But I—

CHRISTIAN: Just for a second.

LAURA: Um, okay.

Laura sets down the clipboard and takes the test tubes.

CHRISTIAN: Now whatever you do, don't mix them.

LAURA: Why not?

CHRISTIAN: Because those two will blow up this whole building.

LAURA: WHAT???

CHRISTIAN: Just a little science humor. I'm only kidding. Or maybe I'm not.

LAURA: Dr. Christian, I was asked to come down and see if there's anything you need.

CHRISTIAN: That's awfully nice of you to ask, but Jesus has given me everything I need.

LAURA: He has?

CHRISTIAN: Does that sound strange coming from a science teacher? I know many of my colleagues don't even believe in God, but I do! I love Him, and I know He is looking out for me. God is there when I need comfort and He's there when I need love. He's there when I am sick, and He's there when I need a friend.

LAURA: I see.

CHRISTIAN: Yes. ma'am, God has given me a family, good friends, good health, and a great dog. Have I told you about my dog, Einstein?

LAURA: No.

CHRISTIAN: He's a Labradoodle.

LAURA: No kidding.

CHRISTIAN: Laura, I appreciate your concern, but I have everything I need because I have Jesus.

LAURA: That's wonderful to hear. But I was asking if you needed anything for the lab.

CHRISTIAN: Oh, the lab?

LAURA: Yes.

CHRISTIAN: A box of test tubes, a gallon of sulfuric acid, and a little more gauze.

LAURA: Gauze, got it.

Laura hands the test tubes back to Dr. Christian.

CHRISTIAN: Thank you.

LAURA: No, thank you. It's good to know that Jesus can give me everything I need.

Laura exits.

CHRISTIAN: Hmm, should have asked for another test tube holder.

BIBLE SCIENCE: SODA GEYSER

ITEMS NEEDED:

A roll of Mentos and 2 liters of Diet Coke

WEB LINK:

<https://www.stevespanglerscience.com/lab/experiments/original-mentos-diet-coke-geyser/>

INSTRUCTIONS - *Adapted from instructions by Steve Spangler Science.*

This experiment is going to make a big mess, so if possible, you may want to do it outside in the grass. Unwrap the roll of Mentos. Open the bottle of Diet Coke and set it on the ground. Drop the entire roll of unwrapped Mentos into the bottle. (A rolled-up piece of loose-leaf paper can help you make the perfect drop). Stand back and watch the fountain explode!

LESSON:

Would have thought that candy and soda could have such a huge reaction? Mentos aren't exactly the biggest candy on the market but mixed with a soda they create a huge eruption.

In the story of the feeding of the 5000, Jesus showed us that he can take something small and turn it into something big. He took one little boy's lunch and he fed thousands. He met the needs of the people, and in doing so, he showed us that he could meet all of our needs too.

What need do you have today? Do you need a friend? A little comfort? A little love? Jesus is there, and He knows your needs before you ask. Jesus will always give us what we need because Jesus is all we need.

Discussion:

Science means a lot of things to different people. Some people think of animals and biology when they hear the word science. Some people think of plants and photosynthesis. Some people think of astronomy or chemistry or physics. Some think of sending rockets into space or making airplanes fly. And then, there are some people who think of dropping mints into a bottle of soda. Science can teach us a lot about our world and the way things work. Thanks to science, we know that our bodies breathe in oxygen and breathe out carbon dioxide, while plants take in carbon dioxide and release oxygen. We know why certain chemicals react with other chemicals, and we know how to make things like rockets and airplanes fly. Science is always asking and answering questions, and it's always teaching us new things. But as many questions as science has answered, the question of the soda and the Mentos is one science hasn't answered yet.

That's not because they haven't tried! As silly as it sounds, science experts have studied the reaction that takes place when candy and soda mix inside a bottle, and none of them can agree on why this reaction happens. Some people think it's a chemical reaction. That means two different things, like the mint and the soda, mix together to become something new. Other people think it's a purely physical reaction.

The candy causes the gases in the soda to make bubbles so rapidly, an explosion of water erupts as the gas tries to escape the bottle.

Whether it's a chemical reaction, a physical reaction, or something completely different, there's one thing we can all agree on. A bunch of tiny candies dropped into a small bottle created a BIG explosion of soda. And that big explosion is a visible picture of how God is able to meet all of our needs.

Today's story is about a day when Jesus saw a need and met it. He saw thousands of people who were getting hungry, and he made sure they all had a good meal.

MAIN POINT

It was late in the day. The people were hungry. The disciples saw this and told Jesus to send the people away. Jesus had come to serve the people and to meet their deepest needs. On that day, Jesus demonstrated his love by meeting the people's most basic need of hunger. Like the Mentos, He took something small, a little boy's lunch, and He made it into a meal big enough to feed a huge crowd.

Jesus was always meeting the needs of the people. He healed the blind. He cured the sick. He was a friend to the friendless, like the crooked tax collector Zacchaeus. He gave forgiveness to sinners.

That same Jesus is still meeting the needs of people like you and me. He can meet any need you have because Jesus is all you need.

DRIVE IT HOME

What are needs? What are the things that we need every day? We need food. We need water. We need a place to sleep with a roof over our heads, and we need clothes. But that's not all we need. We also need love, friendship, and family. We need a listening ear when we have questions. We need wisdom when we have tough choices to make. We need comfort when our hearts are broken, and we don't know where to turn. Most of all, we need forgiveness for our sins, the things we have done to hurt God and other people.

Jesus came to die for our sins. Someone to bridge the gap between us and God is the biggest need any of us have, and the first need that Jesus fills. But Jesus doesn't stop there. Jesus can be a friend to the friendless. He can be a comfort to the broken hearted. He can give wisdom to those who seek it.

Jesus can also help us to figure out who we are and what our purpose is. Jesus can give us direction for our lives, and a special calling to serve Him. Jesus has given all of us gifts to use for Him. Just like that little boy with the lunch, we can give our gifts to Jesus, and Jesus can multiply them like the soda explosion we saw.

What needs have you brought with you today? Do you need a friend? Do you need love? Could you use some wisdom or comfort? Or do you just need a Savior?

Jesus can meet all those needs. He knows them before you even ask, and He delights to answer our prayers.

Lesson delivery idea 3: See attached Bible Fun lesson "A boy and His lunch"

<https://documentcloud.adobe.com/link/review?uri=urn:aaid:scds:US:3335e3cd-1e75-42f2-ae57-b116ad4475be>

Lesson

9

All-in-One

BIBLE ELEMENTARY

FUN

A Boy and His Lunch

Bible Verse

Do not neglect to do good and to share what you have, for such sacrifices are pleasing to God.

Hebrews 13:16

Bible Story

John 6:1-14

Once there were more than five thousand people who wanted to be with Jesus. Some were sick and wanted Jesus to heal them. Others wanted to hear Jesus talk about God and God's love.

When evening came, Jesus knew these people were hungry. Jesus asked his disciples to feed everyone, but they didn't know how to do it. "We didn't bring any food," they said, "and we don't have enough money to buy supper for this many people."

Then a little boy in the crowd said, "I have five loaves of bread and two fish. I'll share." But the disciples said, "That's not enough to go around."

Like the disciples, we often view life through the lens of limitations. We look at

the great needs in the world and feel inadequate to meet those needs. We focus on what we're lacking. We look at the impossible nature of a situation and say, "I can't do anything to make a difference. I don't have enough to offer."

But God invites us to look at life through a lens of abundance, generosity, and possibility. When we're faced with a difficult situation, we can offer to give and do what we can, regardless of how little it seems.

Our God is a God of miraculous power! God can use our gift, no matter how large or small, to help meet the needs of others.



Jesus taught us to share with others.

If time is limited, we recommend those activities that are noted in **boldface**. Depending on your time and the number of children, you may be able to include more activities.

ACTIVITY	TIME	SUPPLIES
A Lunch for Sharing	10 minutes	Reproducible 9A, scissors, paper punch, masking tape, crayons or felt-tip markers, yarn
Multiply God's Love	10 minutes	Scrip, Loaves and Fishes Cards (Reproducible 9A), large brown grocery bag, folded newspapers, masking tape
Bible Story: Jesus, the Teacher	10 minutes	None
Hidden in the Crowd	5 minutes	Reproducible 9B, crayons or markers
Sing the Story	5 minutes	None
Volleyball Verses	10 minutes	Bible, chairs, beach ball or balloon
Share a Prayer	5 minutes	slips of paper, basket, pencils

JOIN THE FUN

BIBLE STORY FUN

LIVE THE FUN

JOIN THE FUN

Supplies

Reproducible 9A, scissors, paper punch, masking tape, crayons or felt-tip markers, yarn



A Lunch for Sharing

Photocopy the lunch pouch and the loaves and fishes cards (Reproducible 9A) for each child. A *scrip* is a leather pouch. The boy in the Bible story might have carried his lunch in a scrip.

Greet the children as they arrive.

Say: Today we are going to hear a story about a special lunch and how it multiplied to feed more than five thousand people. We might wonder how that happened. But with God anything is possible. God took a small boy's gift and multiplied it many times. God can do that with what we have to share, too.




Jesus taught us to share with others.

Have each child cut out the scrip and the loaves and fishes cards. Let the children decorate the scrip and the cards with crayons or felt-tip markers. Set the loaves and fishes cards aside.

Show each child how to fold the scrip and punch holes along the edge. Cut the yarn into one-yard lengths, one for each child. Wrap the end with a piece of masking tape to make it easy to use. Then, leaving a twelve-inch tail, lace the scrip together. Tie the end pieces together, forming a handle that will fit easily over a child's head, and let the scrip hang down.

Have the children place the loaves and fishes cards in their pouches.



Multiply God's Love

Bring the children together in a circle. Place the open grocery sack in the center of the circle. Put the folded up newspaper inside.

Ask: Does the sack look full or empty? *(It looks fairly empty.)* Is there room for anything else? *(Yes.)*

Say: Actually, we can fix it so the bag is full to overflowing without adding a single thing.

Unfold the newspaper and give each child several sheets. Have the children crumple the newspaper into balls and then place them in the sack. By the time all the sheets are added to the sack, it should be totally full.

Ask: What happened? *(The bag is now overflowing.)* Is there more newspaper in the bag? *(No, we just made it bigger.)*

Say: In today's Bible story, Jesus takes a small amount of food and multiplies it many, many times until there is enough to feed the whole crowd and have much left over. That's what happens when with God's power you share.

Say: Let's play a game. The object is for you to get rid of all of your loaves and fishes (Reproducible 9A). You must give them away.

Have the children stand up and remove the loaves and fishes from their lunch pouch. Put loops of masking tape on the back of each.

Say: When I say one at a time you will give away your lunch by taping it to someone else's lunch pouch. But other people will be giving away theirs at the same time. Let's see what happens.

Say, "Go," and let the children proceed to try to give away their loaves and fishes. After a few minutes call, "Stop."

Ask: What happened? *(We gave them away, but more kept coming back.)*

Say: That's what happens when you share. The more you give away, the more keeps coming back to you. Jesus taught the people this important lesson about sharing.



Jesus taught us to share with others.

Supplies

Scrip, Loaves and Fishes Cards (Reproducible 9A), large brown grocery bag, folded newspapers, masking tape



Jesus, the Teacher

by LeeDell Stickler

Say: You are going to help me tell the story. I will give you certain words to listen for. You must listen very carefully. When you hear these words, you will do certain actions.

Introduce the words and have the children practice the actions.

Follow: Everyone stands up and walks in place.

Boat: Everyone pretends to row a boat.

Tired: Everyone yawns.

Hungry: Everyone pats stomach and says, "Yum, yum."

Five thousand: Everyone grabs head and says, "Five thousand!"

Money: Everyone holds out hand and pretends to count coins.

Share: Everyone pretends to hand out objects.

Miracle: Everyone falls down to his or her knees and folds hands.

Everywhere Jesus went, many would **follow**. They would **follow** him down the road. They would **follow** him in the cities. They would **follow** him in the countryside. Jesus could never get away from the people.

One day when Jesus was particularly **tired**, he and his friends got into a **boat** to get away. But the people on the shore soon spotted the **boat** and began to **follow** along the lakeshore. When Jesus and his friends put the **boat** onto the beach, the people were there waiting for him.

Jesus felt sorry for them and did not send them away. Some had come a long distance just to hear him. So, he gathered them together and began to teach them. All day people long more and more people came to see him. Soon there were at least **five thousand** people.

Some people wanted Jesus to heal them. Some people wanted Jesus to bless them. Other people came to hear Jesus teach them about God.

When Jesus finished teaching the people, it was late in the day. Jesus

was **tired**. Jesus' friends were **tired**. The people were **tired**. And everyone was **hungry**.

"What are we going to do about food?" asked one of Jesus' friends. "It is getting late, time for the evening meal, and there is nothing here for the people to eat. I am certain that the people are **hungry**. Shall I send them into the nearby village for bread?"

"No," said Jesus. "We should provide for them. They are **tired** and **hungry**. They have come a long way just to hear me."

"We do not have enough **money** to buy bread, even a small amount, for such a large number of people. There must be **five thousand** people here. What shall we do?"

Just then the disciples heard a small voice. The men looked down and saw a small boy. He held out his leather lunch pouch. "Here," he said, "I will **share** my lunch."

The boy had come to see Jesus. He had **followed** along with the crowd. He had brought with him a small lunch of five barley loaves and two dried fish, just enough food for one small boy, hardly enough for the **five thousand** men,

women, and children who had gathered there. But still he held out his lunch to Jesus. He was willing to **share** what he had.

Jesus looked at the boy and thought for a moment. "Have the people sit down on the grass," said Jesus. Then Jesus took the boy's lunch. He gave thanks to God and broke the bread. When the food was **shared**, there was enough for everyone.

When the people had eaten all they cared to eat, Jesus told his friends, "Gather up what is left over. We do not want to waste any."

The disciples passed through the crowd, collecting the leftover bread and fish. There were twelve full baskets left over. It was a **miracle**!

When the people saw the **miracle**, they knew that they had seen something wonderful. They exclaimed out loud, "This is indeed the one who the Scriptures said was coming."

Supplies

Reproducible
9B, crayons or
markers



Supplies

None



Hidden in the Crowd

Photocopy the hidden picture (**Reproducible 9B**) for each child. Have the children find the loaves and fish hidden in the picture. Let the children decorate the picture with crayons or markers.

Ask: Which person in the picture do you think represents Jesus? How do you think Jesus felt when he saw all the people following him? Which person do you think is the boy who shared his lunch? How do you think he felt when Jesus took his two fish and five loaves of bread? How do you think the people felt after they had eaten as much food as they wanted?

Sing the Story

Sing the song printed below to tune of "She'll Be Coming Round the Mountain."

The Boy's Lunch

Oh, Jesus taught the people all day
long.

Oh, Jesus taught the people all day
long.

From the morning to the evening,

From the morning to the evening.

Oh, Jesus taught the people all day
long.

Oh, the people they were getting
hungry now.

Oh, the people they were getting
hungry now.

It was time to eat some supper,

It was time to eat some supper.

Oh, the people they were getting
hungry now.

Oh, Jesus said to give the people food.

Oh, Jesus said to give the people food.

Then he turned to his disciples,

Then he turned to his disciples.

Oh, Jesus said to give the people food.

Then a boy said, "I will share my
lunch with you."

Then a boy said, "I will share my
lunch with you."

"I have barley loaves and fishes,
I have barley loaves and fishes."

Then a boy said, "I will share my
lunch with you."

Oh, Jesus told the people to sit down.

Oh, Jesus told the people to sit down.

Then he thanked God for the fishes.

Then he thanked God for the fishes.

Oh, Jesus told the people to sit down.

Now everyone was fed from that
small lunch.

Now everyone was fed from that
small lunch.

Just five barley loaves and fishes,

Just five barley loaves and fishes,

Now everyone was fed from that
small lunch.

Twelve baskets were left over from
that lunch.

Twelve baskets were left over from
that lunch.

After everyone had eaten,

After everyone had eaten,

Twelve baskets were left over from
that lunch.

Words: Daphna Flegal
Words © 2001 Abingdon Press

Volleyball Verses

Read Hebrews 13:16. Repeat the verse together: "Do not neglect to do good and to share what you have, for such sacrifices are pleasing to God" (Hebrews 13:16).

Count off by two's to divide into two groups.

Split an open area of the room into two sides for a "volleyball" court. Put chairs in the middle for the "net."

Have one team serve the beach ball or balloon. The receiving team tries to hit the ball back across the net and say the first word of the verse. Continue hitting the ball back and forth, adding another word each time until the verse has been repeated correctly.

Share a Prayer

Say: Jesus cares about our needs, just as he cared about the needs of those five thousand people.



Jesus taught us to share with others.

Say: One way we can help and share with others is by praying.

Hand out slips of paper. Have each child write his or her name on a slip and fold the slip in half.

Place all the slips in a basket and mix them up.

Pass the basket around, having each person take a slip, checking to make sure they do not have their own name.

Instruct the children to find the person whose name they picked, and ask them if they have a special prayer request.

Encourage the children to pray for the person whose name they picked every day for a week.

Pray: Loving God, thank you for Jesus and the many ways he taught us about your love. I ask your blessing upon (say the names of each person in the group). Help them show your love to others by sharing. Amen.

Supplies

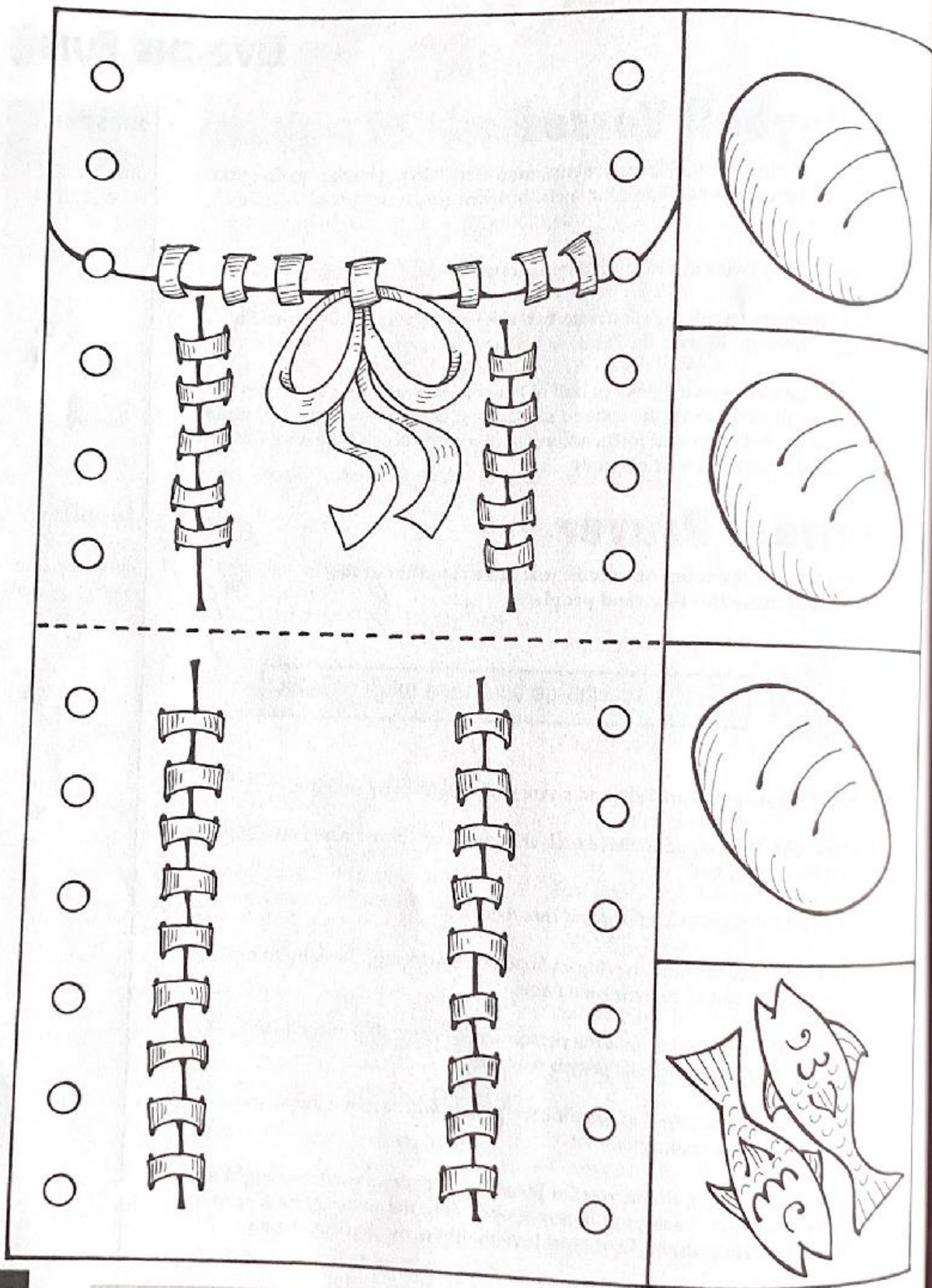
Bible, chairs, beach ball or balloon




Supplies

slips of paper, basket, pencils







REPRODUCIBLE 9B

99

Memory Verse:

“Who does great things, and unsearchable, Marvelous things without number” Job 5:9

2-Unit 2 His Retreat from Galilee Galilee (Chapters 7 to 9)

- ✓ Jesus left Galilee not to avoid trouble but to prepare his disciples' minds to accept the cross. He fed the multitude, healed whoever touched Him, comforted even the Gentiles.
- ✓ St. Mark recorded many conversations and questions that revealed Jesus's person and mission in chapters 8 to 10.
- ✓ Through His transfiguration, He acknowledged His kingdom.

Chapter 7

Servant's preparation:

A sermon about Chapter 7 explaining the Gospel of St. Mark by Abouna Daoud Lamei in English

<https://www.youtube.com/watch?v=o78igbnNKk&list=PLvMAQ886ucetCnNPq4ft5YY0dujWRuADy&index=7>

<https://www.youtube.com/watch?v=NREX4VaQwHI&list=PLvMAQ886ucetCnNPq4ft5YY0dujWRuADy&index=8>

Brief introduction:

At the beginning of each lesson, please review book overview questions.

- ✓ Who is St. Mark? He was one of the 70 apostles whose house was the 1st church Jesus used and who later preached in many countries including Egypt where our Coptic church originated.
- ✓ Who did he write his gospel to? The Romans
- ✓ What is the main message of the book? To show the great power of Jesus Christ who through His amazing actions demonstrated His Divine power.

Remember:

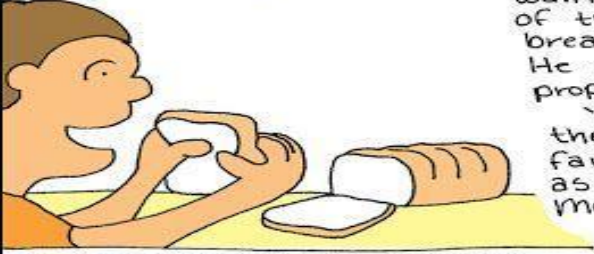
Last lesson, we experienced how God cares about our physical needs too, not only our spiritual needs. He gives us in abundance like when He fed the 5000. We experienced that through the example of the never-ending chocolate and the soda experiment. Jesus came to cover all our needs.

Main points in the Chapter:

1. Defilement Comes from Within
2. A Gentile Shows Her Great Faith
3. Jesus Heals a Deaf-Mute





Mark 7



... whatever goes into the man from outside cannot defile him, because it does not go into his heart, but into his stomach, and is eliminated... (Thus He declared all foods clean.) "That which proceeds out of the man... defiles the man. For from within, out of the heart ... proceed the evil thoughts, fornications, thefts, murders, adulteries, deeds of coveting and wickedness, as well as deceit, sensuality, envy, slander, pride and foolishness." v 18-22

The Pharisees and the scribes asked (Jesus), "Why do Your disciples not walk according to the tradition of the elders but eat their bread with impure hands?" And He said ... "Rightly did Isaiah prophesy of you hypocrites... 'This people honors Me with their lips, But their heart is far away from Me... Teaching as doctrines the precepts of Men.'" vs-7





saying, "He has done all things well, He makes even the deaf to hear and the mute to speak." v 32-37

They brought to Him one who was deaf and spoke with difficulty... Jesus took him aside from the crowd... and put His fingers in his ears ... touched his tongue... and looking up to heaven... He said to him, "Ephphatha!" that is, "Be opened!" And his ears were opened... and he began speaking plainly... They were utterly astonished

Lesson overview:

In a few minutes, briefly explain the main events of the chapter with a picture for each event, reading parts of the chapter.

In this chapter, Jesus explained how things that go into the body cannot make it unclean but things that go out of the mouth, coming from the heart could make us unclean. This is the opposite of what the Jewish leaders taught. According to the elders' tradition, no one is allowed to eat unless they wash their hands. Jesus is not against eating with clean hands, but He wanted to point out that what comes out of the mouth is more important for eternal life. The Jews used to explain the commandment of honoring your parents in a wrong way. Instead of treating your parents with love and care, they taught the people that they can just give gifts to the temple instead of honoring their parents. Those gifts go to the priests. Jesus told them that their teachings are misleading and not according to God's intent.

Jesus also declared the great faith of the Canaanite woman who begged Him to heal her daughter and He did the miracle because of her strong faith. He told her, "It is not good to take the children's bread and throw it to the little dogs" to test her faith, but she acknowledged that she is willing to eat the crumbs off the table. This shows how humble she is.

Goal we learn:

In this chapter, we will focus on the effect of the tongue. Our words can hurt others, can cause us to sin as the tongue shows what is in the heart. We should put a filter on our tongue and think before we talk. (If you can't say something nice, don't say anything at all!).

Lesson delivery idea

<https://ministry-to-children.com/tame-that-tongue-lesson/>

Activity:

Take a tube of toothpaste. Invite a student to squirt out some of it (into a cup or napkin). Ask another student to place the toothpaste back into the tube. This is rather impossible, isn't it? The same is true of our words. Once we speak something, we can't just take it back. We must think BEFORE we speak, asking ourselves if what we are about to say is holy, truthful, positive, uplifting... (consider Philippians 4:8).

Lesson Opening: "What's the tongue got to do with it?" This is an old classic saying that seems to always serve as crowd pleaser, but it is not true. The tongue does a lot.

Have small bags or cups prepared, some with salt and some with sugar. Invite students to pick which one they'd like to sample, not telling them (or marking in any way) which is which. Challenge kids to take a pinch of the one they chose and see how it tastes. Note the obvious differences between salty and sweet. What would kids rather have? Also, consider how just a little bit of salt can completely change the dynamic of a recipe or a dish.

The things we say can have a huge rippling impact on those around us. Have you ever played "telephone"? Well, the way information mutates can cause rampant gossip and ill feelings to run wild around us.

Would you cook in a toilet? Um, ew, no! Or could you get apples from an orange tree, or sweet tea from a Coke machine? What we are saying here is that we can't be acting like we love and worship God and turn around and badmouth our peers. We need to make sure our mouths are clean, meaning good things come out of them. We don't eat dog's poop (hopefully). So, let's not let it come out of our mouths, either.



PowerPoint with pictures about taming the tongue

C:\Users\Marina\Desktop\Visual Aids\Retreat 6-2018(GPS)\Tame the Tongue.pptx

Memory Verse:

15 There is nothing that enters a man from outside which can defile him; but the things which come out of him, those are the things that defile a man.

Chapter 8

Servant's preparation:

A sermon about Chapter 8 explaining the Gospel of St. Mark by Abouna Daoud Lamei in English
<https://www.youtube.com/watch?v=NREX4VaQwHI&list=PLvMAQ886ucetCnNPq4ft5YY0dujWRuADy&index=8>
<https://www.youtube.com/watch?v=16vxV0fr0k&list=PLvMAQ886ucetCnNPq4ft5YY0dujWRuADy&index=9>

Brief introduction:

At the beginning of each lesson, please review book overview questions.

- ✓ Who is St. Mark? He was one of the 70 apostles whose house was the 1st church Jesus used and who later preached in many countries including Egypt where our Coptic church originated.
- ✓ Who did he write his gospel to? The Romans
- ✓ What is the main message of the book? To show the great power of Jesus Christ who through His amazing actions demonstrated His Divine power.

Remember:

Last lesson we talked about how to tame our tongue and that words coming out of the mouth can be either helpful or hurtful. We used a toothpaste game to conclude that things that come out easy might not go back inside easy or not at all. We also talked about the Canaanite woman with the great faith who asked Jesus to heal her daughter, He told her, "it is not good to take the children's bread and throw *it* to the little dogs" to test her faith but she acknowledged that she is willing to eat the crumbs off the table. This shows how humble she is.

Main points in the Chapter:

1. Feeding the Four Thousand
2. Beware of the Leaven of the Pharisees and Herod
3. A Blind Man Healed at Bethsaida
4. Peter Confesses Jesus as the Christ
5. Jesus Predicts His Death and Resurrection
6. Take Up the Cross and Follow Him





Lesson overview:

In a few minutes, briefly explain the main events of the chapter with a picture for each event, reading parts of the chapter.

In this chapter, Jesus wants us to focus more on our eternal life. He fed 4000 men with 7 fishes and 7 baskets of leftovers were collected. He warned His disciples of the leaven of the Pharisees. Leaven starts small then causes the bread to rise and puff, just like little sins if left without repentance.

Jesus knows what we need on earth and wants us not to worry about it but remember to carry the cross and follow Him to be glorified in heaven. He gave His disciples heads up about His death and resurrection, but Peter got angry as he thought no one should suffer. Jesus told him that when he think this way, he is pleasing Satan because going to heaven requires us to work hard and possibly to suffer on earth for God's name.

Goal we learn:

In this chapter, we will focus on verses 34-36: Jesus wants us to follow Him. This idea of leaving everything, carrying the cross and following the footsteps of Jesus could be explained in the following delivery idea.

Lesson delivery idea

<https://youtu.be/dFn1N0tnzyQ> [This link has slides representing the following talk. So you can use parts of it if needed.]

There are three commandments in Mark 8:34 that lead up to our Lord's question. We will consider each of these commandments, because if we keep them, we will save our souls. Otherwise, we might gain much temporarily in this world, but forfeit our souls and eternal life.

1. "Desire to Come After Me"

Jesus said, "If anyone desires to come after me..." (Mark 8:34). Jesus doesn't mean that this desire is optional. Rather, this desire is *essential* to saving your soul.

Jesus defines the desire as "to come after me" (Mark 8:34). By this Jesus means that He is going somewhere, and you can go there too, at a later time. He was predicting His death and resurrection followed by His ascension. He will go on into heaven before us. He promises that we can "come after" him. We will do that "when he comes in the glory of his Father with the holy angels" (Mark 8:38).

However, for that to happen, we must *desire* it, Jesus says, "If you desire to save your soul, you will lose it" (Mark 8:35). Jesus isn't speaking here of salvation to eternal life, but of saving your soul from the pains of discipleship —from carrying a cross.

You can desire pleasure and power in this world to save your soul from suffering here. But that profits you nothing, for you lose your soul in the next world. Or you can desire to bear your cross in this world so that your soul will be saved in the next.

2. "Deny Yourself and Take Up Your Cross"

The second commandment is to translate desire into *dedication*. Jesus says, "deny yourself and take up your cross..." (Mark 8:34). We all know that we must sacrifice much to gain much.

Jesus expects you to deny yourself, and he doesn't mean denying yourself chocolate. He means dedicating yourself to him at the expense of your very soul. Lose your soul to save it. He denied Himself and carried a cross for you. Now it's your turn.

This doesn't mean you have to give up the things that are normal and needed in this life, such as education, career, material possessions, food and healthy activities, rest, and recreation, caring for others. But these things must be secondary and they must fit Jesus's framework, not a "me first" framework.

We have to make decisions – important decisions, tough decisions, decisions that will determine our eternal destiny. They are, indeed, "major." And, right there in the middle of these instructions is the Christ's question about what it profits a man if he could gain the whole world and lose his own soul in the process. Well, what is the answer? In the big picture of things, what *would* it profit him? Jesus' inquiry causes us to think about what really matters most in life. In our heart of hearts, just what is it that ranks right up there in the top position on our list of "most important stuff?"

If a woman could become the richest female in history, but in the process rebels against God and loses her soul, what profit would there be for her to have heaps of gold and the happiness of being so rich that she cannot possibly count all of her money?

If a Christian couple can gather mountains of money, but when it comes to contributing to the Lord's work, they give like beggars, what shall it profit them to have gigantic sums of wealth if they only give God their leftover crumbs and ultimately lose their souls?

If two Christian men who are brothers in the flesh run a business that has been in their family for three generations, and they take that business to a financial level that brings them outrageous sums of money in annual profits, but they make a bunch of their profit by dishonesty and other immoral practices, not to mention the fact that, due to their job commitments, they only attend 25% of the services of the church (because a fellow has to make a little living, you know) – *what, what, what* does all of their money profit them, if in the end they lose their souls?!

3. "Follow Me"

The third commandment gives *direction* to desire and dedication. Jesus says, "and follow me" (Mark 8:34). This is not the ultimate following of Christ into heaven that we discussed earlier but following Christ's teaching and example while in this world.

This same Peter was the one Jesus rebuked before asking the question, "What shall it profit...?" Jesus said to Peter, "Get behind me Satan! You are not mindful of the things of God, but the things of men" (Mark 8:33).

Jesus is aware that following Him is not easy. There's a lot of opposition along the way. But He says, "If you are ashamed of me and my words in this sinful and adulterous generation, the Son of Man will in turn be ashamed of you when he comes in the glory of his Father with the holy angels" (Mark 8:38).

It profits you nothing to follow the world. So, although the journey is difficult, follow Jesus. And remember, "Narrow is the gate and difficult is the way which leads to life, and there are few who find it" (Matthew 7:13-14).

Memory Verse:

³⁵ For whoever desires to save his life will lose it, but whoever loses his life for My sake and the gospel's will save it. OR

³⁶ For what will it profit a man if he gains the whole world, and loses his own soul?

Chapter 9

Servant's preparation:

A sermon about Chapter 9 explaining the Gospel of St. Mark by Abouna Daoud Lamei in English

<https://www.youtube.com/watch?v=16vxV0frr0k&list=PLvMAQ886ucetCnNPq4ft5YY0dujWRuADy&index=9>

https://www.youtube.com/watch?v=3_xaXhCFsBs&list=PLvMAQ886ucetCnNPq4ft5YY0dujWRuADy&index=10

Brief introduction:

At the beginning of each lesson, please review book overview questions.

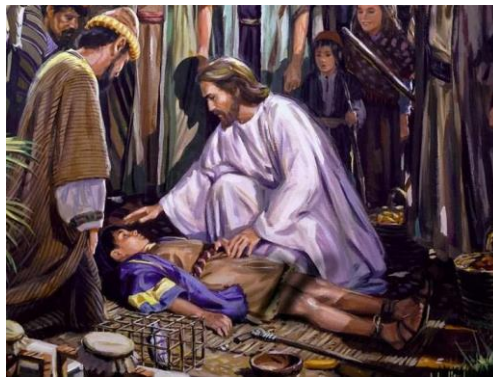
- ✓ Who is St. Mark? He was one of the 70 apostles whose house was the 1st church Jesus used and who later preached in many countries including Egypt where our Coptic church originated.
- ✓ Who did he write his gospel to? The Romans
- ✓ What is the main message of the book? To show the great power of Jesus Christ who through His amazing actions demonstrated His Divine power.

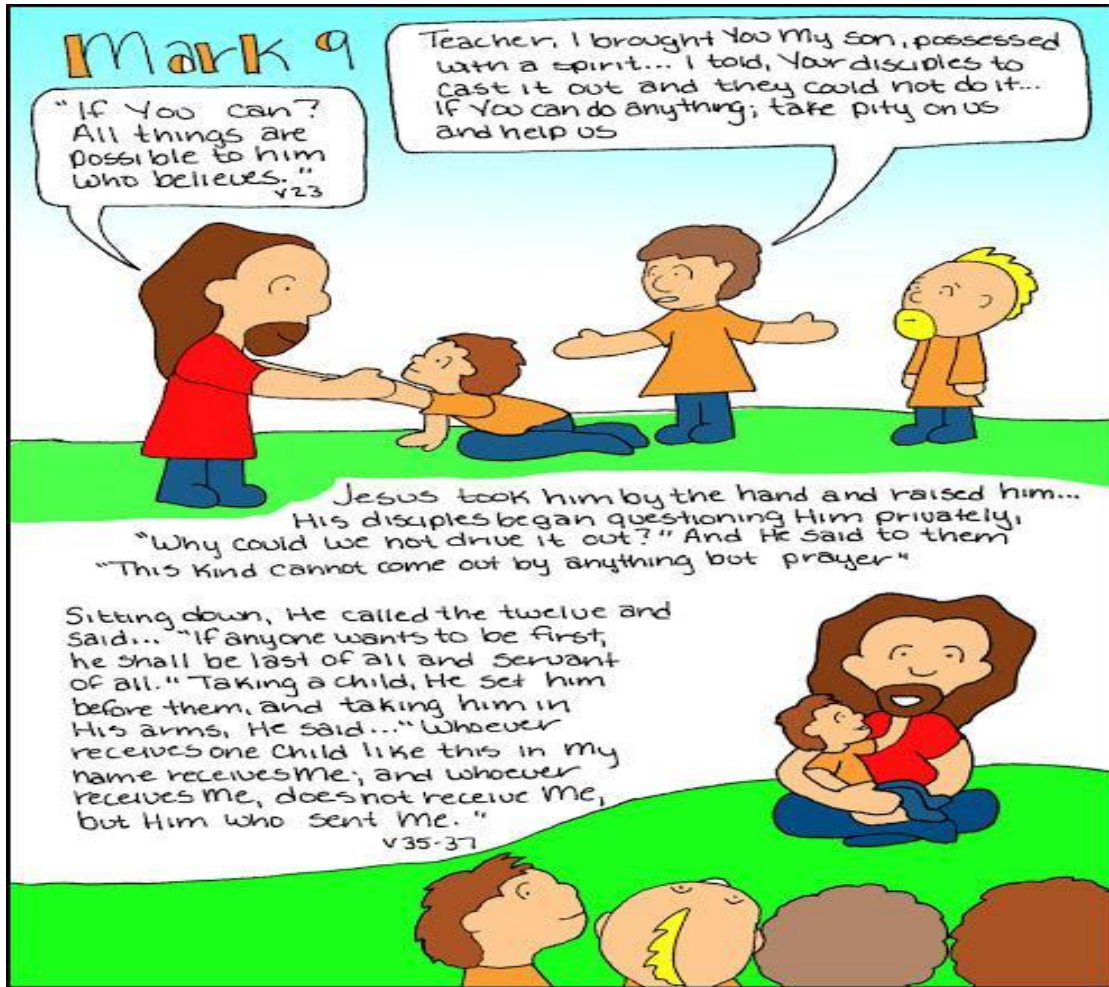
Remember:

Last lesson we focused on “³⁶ For what will it profit a man if he gains the whole world, and loses his own soul?” Jesus fed 4000 men with few loaves and fishes. He always cares about our earthly needs but wants us to worry about our heavenly life. Shall we leave things for Him and set God as the top priority in our lives, carry the cross and follow Him? If we do that, then we will be glorified with Him in heaven.

Main points in the Chapter:

1. The Transfiguration of Christ
2. A Boy Is Healed
3. Jesus Again Predicts His Death and Resurrection
4. Who Is the Greatest?
5. Jesus Warns of Offenses
6. Tasteless Salt Is Worthless





Lesson overview:

In a few minutes, briefly explain the main events of the chapter with a picture for each event, reading parts of the chapter.

In this chapter, Jesus was transfigured in the presence of Peter, James, and John. Later, He taught them about the role of John the Baptist as an Elijah who was to prepare the way for the Messiah. After Jesus returned to His other disciples, a man pleaded with Him to cast an evil spirit out of his son. Jesus cast out the evil spirit and taught His disciples about the need for prayer and fasting. Jesus answered an important question about “who is the greatest?” We will talk about this in details. He also mentioned how terrible it is to cause someone to stumble. If our hand, eye, or ear cause us to stumble, we should treat it firmly. By this, He means that if watching something makes you sin, then do not watch. If going to a place or being with a person, leads you to sin, then prevent yourself from going there or being with that friend because eternal life is more valuable than anything.

Goal we learn:

In this chapter, we will focus on “Who is the greatest?” Jesus explained it to His disciples. Everyone thinks of the greatest as the one who does the best and becomes the first, but Jesus thinks of it differently.

We can also focus on the faith of the father of the mute boy when he said to Jesus humbly, “Lord, I believe; help my unbelief!” How can our faith grow? Through the power of combining fasting and prayer.

Lesson delivery idea 1: [Who’s the greatest?]

In today’s lesson, we are learning about who Jesus says is the greatest in the Kingdom of Heaven. Read Mark 9:33-37 (Who is the Greatest?)

Lesson – First and Last

Supplies – building blocks, objects of varying weight (books, supply containers, etc), small prizes (Keep watch as the children play the following games for some winners – Most Encouraging, Most Joyful, and Best Teamwork.)

Today’s lesson is going to be a little bit different. We actually have a few games we are going to play, and we even have some prizes for the winners. Are you ready?

Game 1: Balance

Stand up, then lift one foot up off the ground, and hook one arm under your knee to keep that foot up. If your foot touches the ground or you lean on or touch something, you’re out. Ready? Go!

Great job! Are you ready for your next test?

Game 2: Teamwork

I am going to choose a partner for you to work with, and together you will have two minutes to build a tower as tall as you can. Ready? Go!

Awesome work! On to our next test.

Game 3: Strength

This time we are testing your strength. I need everyone to choose one of these objects, and when I say go, you will hold it high above your head, no bending elbows. Ready? Go!

Amazing! Ok, last test.

Game 4: Love

For our final test, when I say go, I want you to go around the room and tell each person something you like about them. Ready? Go!

Great job everyone!

Y’all did an amazing job! And I think you deserve some prizes. Are you ready?

Our first prize is for Most Encouraging, and it goes to _____!

Our next prize is for Most Joyful, and it goes to _____!

Next we have a prize for Best Teamwork, and it goes to _____ and _____!

Great job! Let’s give them a round of applause!

Did I miss out on any awards? Raise your hand if you expected the prizes to go to those who won the games. That’s normally how it works, isn’t it? The person who can run the fastest, jump the highest, and lift the most gets the prize. But there is one man who thought it should be a little bit different. Any guesses? Jesus!

Jesus was talking to His disciples one day and He heard them arguing about which one of them

was the best. So, Jesus stepped in to end the argument. Jesus said that those who are last on earth, will be first in heaven, and those who are first here, will be last.

That probably sounds a little bit confusing to you, so listen closely.

Usually when we win something everyone knows and celebrates us. If you win an Olympic race you get a gold medal. If you win the Superbowl, you get a ring. If you win an Oscar, you get a trophy. And with all those wins, you get lots of attention.

And while winning all of those is great, Jesus says you have already gotten your reward. All the praise and attention you received on earth is your reward, but it won't matter in heaven.

Then Jesus told them about the winning that really matters. Do you know what He wants you to win at? Serving others.

When you help those in need. When you do the jobs no one else wants to do. When you encourage others and make them feel special. Jesus wants you to win at serving.

It was a hard lesson to learn for the disciples, so it will be a hard lesson for us too. But just like learning anything else, we have to practice. Look for ways to serve others every day and everywhere. And even though you won't get a trophy or a round of applause, Jesus will be cheering you on, and that's better than ANY prize you could ever get.

Extra Discussion Questions:

- How is a child humble? (Allow for children to respond.)
- According to scripture, who is the greatest in the Kingdom of Heaven? (The person who is humble.)
- What were the disciples arguing about on the side of the road? (Which of them would be the greatest in the Kingdom of Heaven.)
- Why do you think they were arguing about it? (Allow for discussion.)
- Could the disciples have been struggling with pride? (Allow children to respond.)
- Who did Jesus say was the greatest in the Kingdom of Heaven? (He who is humble.)

Activity– First Charades

Divide the class into small groups of 2-3. Give them a few minutes to plan out a short silent skit showing a way we can be first in the eyes of Jesus. Then let each group perform and see if the others can figure it out.

Closing Prayer – First and Last

Ask for a volunteer to pray for the class before leaving, and encourage them to ask God to show them ways that they can be first in His eyes.

GAME: PICK YOUR ORDER

In this game, children learn how easy it is to put themselves first and learn the importance of humility.

TOPICS:

Humility, Pride, Teamwork

MATERIALS:

Deck of cards, Masking Tape ,Table, Xandy



PREPARATION:

Remove two suits from a standard deck of cards and separate the remaining cards by suit. Shuffle each suit and place each group of cards face down on a table in the front of the room. Use masking tape to create two long lines in the back of the room, one for each team.

WHAT YOU WILL DO:

Divide the class into two teams. Each team will line up in a single file in the front of the room, facing the table. There are two objects to the game: (1) The player with the highest card (ace) on each team will receive a piece of candy. (2) The first team to line up numerically by card wins the game. One suit of cards will be used by each team.

When you say, "Go!" the first person on each team will draw the top card from the stack. He or she can keep the card or pass it to the next person in line. If a player keeps the card, he or she must run to his or her team's line in the back of the room and line up numerically with other teammates as they arrive. If a player decides to pass the card, he or she must count to 15 aloud before picking another card from the stack. The person receiving a passed card has no choice but to keep it and run to his or her line and line up in numerical order. Play continues to the next players in line, until everyone has a card, and one team is declared the winner.

Application:

Today, we learned the differences between humility and pride. We found that God sees those who are humble as the greatest in His Kingdom. We also discovered that Jesus came to serve, not to be served, and that we are to do the same.

Lesson delivery idea 2: [How do we grow in faith?]

Mark 9:1–29. Obtaining blessings

Read the following scenarios aloud and invite students to think about what the scenarios have in common:

1. A young woman is critically injured in a car accident. Doctors give her a small chance of survival.
 2. A young man wants to excel in school, but he has always struggled with reading.
 3. A woman is constantly negative. She wants to think and speak more positively but struggles to do so.
- What do each of these scenarios have in common?

Invite students to think about any blessings they or someone they know are seeking that seem impossible to obtain. Invite them to look for a principle in [Mark 9:1–29](#) that can help them obtain these blessings.

“When facing the challenge of faith, the father asserts his strength first and only then acknowledges his limitation. His initial declaration is affirmative and without hesitation: ‘Lord, I believe.’ I would say to all who wish for more faith, remember this man!

- What can we learn from this father about what we can do in times of unbelief? (After students respond, write the following incomplete statement on the board: *If we hold on to what we believe ...*)
- What can we learn about dealing with unbelief from the other part of this father’s statement in [verse 24](#)? (After students respond, add the following phrase to the statement on the board: *and seek the Lord’s assistance, ...*)

Invite a student to read [Mark 9:25–27](#) aloud. Ask the class to follow along, looking for what the Savior did in response to the father’s pleas.

- What did the Savior do in response to the father’s pleas?
- How would you complete the statement on the board, based on what you have learned from this account? (After students respond, complete the sentence on the board so it conveys the following principle: **If we hold on to what we believe and seek the Lord’s assistance, He will help us strengthen our faith.**)

Refer to the situations listed on the board, which you discussed at the beginning of the lesson.

- How can this principle be used in such situations?

Encourage students to apply this principle during times of unbelief. Remind students that this father initially brought his son to some of Jesus’s disciples to be healed. Invite students to imagine they are these disciples.

- What question did the disciples ask Jesus?
- What did the Savior teach His disciples?
- How can prayer and fasting influence a person’s faith? (After students respond, help them understand the following truth: **We can increase our faith in Jesus Christ through prayer and fasting.**)

“This account [of Jesus casting out an evil spirit from a man’s son] teaches that prayer and fasting can give added strength to those giving and receiving blessings. The account can also be applied to your personal efforts to live the gospel. If you have a weakness or sin that you have struggled to overcome, you may need to fast and pray in order to receive the help or forgiveness you desire. Like the demon that Christ cast out, your difficulty may be the kind that will go out only through prayer and fasting.”

- According to this statement, what are some situations in which this truth could apply?
- When has prayer and fasting helped increase your faith in Christ and allowed you to receive the righteous blessings you sought?

Ask students to reflect on blessings they seek for themselves or others that might be obtained by increasing their faith in Jesus Christ through prayer and fasting. Invite them to write down a goal to pray and fast for these blessings.

Mark 9:28–29. Fasting combined with prayer

“We observe that in the scriptures, fasting almost always is linked with prayer. Without prayer, fasting is not complete fasting; it’s simply going hungry. If we want our fasting to be more than just going without eating, we must lift our hearts, our minds, and our voices to our Heavenly Father. Fasting, coupled with mighty prayer, is powerful.”

Memory Verse:

36 “If anyone desires to be first, he shall be last of all and servant of all.”

Or 23 “Jesus said to him, “If you can believe, all things are possible to him who believes.”

3-Unit 3: His Service in Judea – Chapter 10:

In this chapter, he provides us with life examples of the path of the cross.

- A. The difficult commandment (no divorce)
- B. Accepting children with love
- C. Wealth
- D. Leaving all to take up the cross
- E. Discarding the love of higher positions.

Chapter 10

Servant's preparation:

A sermon about Chapter 10 explaining the Gospel of St. Mark by Abouna Daoud Lamei in English
<https://www.youtube.com/watch?v=XY2GCp3BhRo&list=PLvMAQ886ucetCnNPq4ft5YY0dujWRuADy&index=11>
<https://www.youtube.com/watch?v=2ShZR5oylO8&list=PLvMAQ886ucetCnNPq4ft5YY0dujWRuADy&index=12>

Brief introduction:

At the beginning of each lesson, please review book overview questions.

- ✓ Who is St. Mark? He was one of the 70 apostles whose house was the 1st church Jesus used and who later preached in many countries including Egypt where our Coptic church originated.
- ✓ Who did he write his gospel to? The Romans
- ✓ What is the main message of the book? To show the great power of Jesus Christ who through His amazing actions demonstrated His Divine power.

Remember:

Last lesson, we learned about the transfiguration of Jesus and His talk to His disciples about how to define the greatest among them. The greatest is the one who serves the others. Jesus also healed a mute boy. There, we learned from the boy's father that our faith needs to constantly grow and that fasting and praying can do miracles when combined.

Main points in the Chapter:

1. Marriage and Divorce
2. Jesus Blesses Little Children
3. Jesus Counsels the Rich Young Ruler
4. With God All Things Are Possible
5. Jesus a Third Time Predicts His Death and Resurrection
6. Greatness Is Serving
7. Jesus Heals Blind Bartimaeus



Lesson overview:

In a few minutes, briefly explain the main events of the chapter with a picture for each event, reading parts of the chapter.

In this chapter, Jesus explains to us how a Christian family should look like. There is no divorce unless in special cases because the married couple are made one through marriage. Jesus showed how He loves children and that He wants everyone to accept faith like a child with simplicity to get to heaven. When Jesus talked to a rich man, He explained that people who rely on and love their money more than God cannot enter heaven, just as a camel cannot pass through the eye of a needle. However, everything is possible with God who can change the hearts and draw people to Him.

Jesus reminds His disciples that He will die and rise again and that the more important person among them is the one who serves others. We talked about that in a previous chapter.

Goal we learn:

For delivery Idea 1: In this chapter, you can focus on the structure of a Christian family. Marriage is a blessed bond between a man and a woman that they share in raising kids according to God's will. These days we hear about people who say families do not have to have a man and a woman but can be made of two men or two women. Remember that this is not what God intended families to be like, so He isn't pleased with those deviated concepts. A family built the way God intended will raise kids in God's love and faith. Jesus calls all children to Him to bless them as He wants adults to learn from them the simple faith they have. "As a little child" means humble, trusting dependence, and the recognition of having achieved nothing of value or virtue. That is what we must do. We must humble ourselves and realize that we must depend entirely upon the Lord to make it to heaven. The simplicity of children's faith is what we must have. We must not complicate our lives with things of the world, but must receive Jesus as our Lord, as well as our Savior.

For delivery idea 2: In verses 17-31, Jesus explains how hard it is for those who depend on their richness to go to heaven but yet all things are possible with God. Let us explore how we can allow God to change us so that we can do the impossible and get to heaven by changing wrong habits that seemed hard to stop or change.

Being rich will not stop you from going to heaven, but if you put money before God, that is what will stop you from going to heaven. Jesus did not say a rich man could not be saved. He said that it would be hard. God looks to the heart. Both the rich and the poor who have pure hearts and who depend on Jesus Christ as their Savior will be saved.

Lesson delivery idea 1

A great delivery idea is through this attached Bible fun lesson

<https://documentcloud.adobe.com/link/review?uri=urn:aaid:scds:US:83bc4090-be25-4f27-97c3-69668d62c4b3>

Lesson

8

All-in-One

BIBLE

ELEMENTARY

FUN

Jesus and the Children

Bible Verse

Let the little children come to me; do not stop them; for it is to such as these that the kingdom of God belongs.

Mark 10:14

Bible Story

Mark 10:13-16

This favorite Bible passage tells the story of Jesus' love and acceptance of children. Parents were bringing their children to be blessed by Jesus. The disciples tried to stop the children from bothering Jesus, but Jesus told the disciples to "let the little children come to me" (Mark 10:14).

Jesus was indignant when he stopped his friends from sending the children away. His attitude must have been hard for his friends to understand. Children, like women, had few personal rights in Bible times. Jesus' friends probably thought the children were not important enough to interrupt Jesus. After all, crowds of adults had come to hear Jesus teach. But Jesus had a way of turning around common practices. He must have surprised

everyone when he stopped what he was doing to spend time with children.

Jesus told the crowd gathered to hear him teach that the kingdom of God belongs to children. He wanted the people to realize that the characteristics of children—their sense of wonder, their innocence, their ability to forgive quickly—were characteristics that everyone needed in order to be part of God's kingdom.

Jesus welcomed the children and showed them what God's love was like by touching them and blessing them. As teachers you have the opportunity to show the children you teach what God's love is like. When you are patient, kind, consistent, and respectful with your children, you are modeling God's love.



We know Jesus loves us and that we are important to God.

If time is limited, we recommend those activities that are noted in **boldface**. Depending on your time and the number of children, you may be able to include more activities.

ACTIVITY	TIME	SUPPLIES
Welcome All God's Children	10 minutes	Reproducible 8A, construction paper, scissors, crayons or felt-tip markers, glue, tape
Jesus Loves...	10 minutes	Reproducible 8B, white crayons, watercolor paints, brushes, cups of water, paint smocks, table covering
Obstacles	10 minutes	items to create an obstacle course, such as tables, chairs, sheets or fabric, boxes, crepe paper streamers
Sing Jesus Loves Me	5 minutes	None
Bible Story: Jesus Says Yes	10 minutes	copies of the story, posterboard, marker, Bible-times costumes
Chant the Story	5 minutes	None
Loving Hands, Loving Hearts	10 minutes	construction paper, scissors, crayons or felt-tip markers, large piece of paper, masking tape, glue
Important Prayers	5 minutes	None

JOIN THE FUN

BIBLE STORY FUN

LIVE THE FUN

JOIN THE FUN

Supplies

Reproducible 8A, construction paper, scissors, crayons or felt-tip markers, glue, tape



Welcome All God's Children

Photocopy the welcome sign (Reproducible 8A) for each child.

Greet each child as he or she arrives. Give each child the welcome sign. Let the children decorate the signs with crayons or felt-tip markers. Encourage each child to sign his or her name on the sign.

Let each child choose a favorite color of construction paper. Have the children glue the signs onto the colored paper.

Say: Today our Bible story is a well-known story about how Jesus welcomed the children. Jesus' friends thought that children were not important enough to see Jesus. But Jesus showed his friends that children were important to God and important to him. Let's place our signs around our church to welcome everyone — men, women, and children.

Take the children to post the signs around your church.



We know Jesus loves us and that we are important to God.

Supplies

Reproducible 8B, white crayons, watercolor paints, brushes, cups of water, paint smocks, table covering



Jesus Loves...

Photocopy Jesus loves... (Reproducible 8B) for each child. Use a white crayon to write the child's name in the heart, pressing hard.

Cover the table. Have the children wear paint smocks to protect their clothing. Set out watercolor paints and cups of water.

Give each child the paper with his or her name printed in white crayon. Let the children paint over the page with water colors. The paint will not cover the crayon writing, thus revealing each child's name.

Say: Our Bible story tells us that Jesus thought children were just as important as adults. We know that Jesus loves each one of us. Each and every one of us is important to God.

Obstacles

Help the children create an obstacle course that they must cross in order to get to the Bible story area. They can crawl under tables, over chairs, around bookcases, under sheets or fabric, or through boxes or crepe paper streamers.

Be sure that the obstacle course is safe and can be completed by every child.

Once they have created the obstacle course, have the children move to the beginning of the course.

Say: We must all get through the obstacle course successfully before we can hear today's Bible story.

Encourage the children to help one another get through the course safely.

Ask: What was the hardest part of the course? What was the easiest? Was going through the course fun? Why did you want to get to the end of the course?

Say: In today's Bible story the children wanted to go to Jesus, but they found an obstacle in their way.

Sing Jesus Loves Me

Divide the children into two groups. Have the groups stand at opposite ends of the room and face each other.

Have the groups alternate singing the phrases of the song.

For example:

Group 1 - Jesus loves me! This I know,

Group 2 - For the Bible tells me so.

Teach the children a simple body rhythm. Sing the song again and have the children repeat the rhythm throughout the song.

Text	Action
Jesus	stomp twice
Loves me!	pat thighs twice
This I	clap twice
Know	snap once

Supplies

items to create an obstacle course, such as tables, chairs, sheets or fabric, boxes, crepe paper streamers



Supplies

None



Jesus Says Yes

by Sandy Mabry and Sally Johnson



Make two signs for the prompter. Sign 1: Yeah! Sign 2: Boo!

Photocopy "Jesus Says Yes" for the children. Choose children to play these roles: Jesus, parents, 2 or 3 children, 3 disciples, and prompter. Children without specific parts will be the crowd.

Have Jesus, the parents, children, and disciples wear costumes if desired.

Give the prompter the signs made earlier.

(Parents and children are gathered on one side of the stage area. The disciples are on the opposite side.)

Disciple One: I'm so tired.

Disciple Two: Me too. Traveling from town to town is hard work.

Disciple Three: Even though it is great to be with Jesus, I'm so tired. I need a long nap.

(Jesus Enters)

(Prompter holds up sign: Yeah!)

Jesus: Hello, my friends. What a great day we've had! *(Disciples nod their heads.)* It makes me

happy to see people hearing God's Word.

(The children rush over and surround Jesus.)

Child One: Hello, Jesus!

Child Two: I love you, Jesus!

(Prompter holds up sign: Yeah!)

(The disciples rush to the children and send them back to their parents.)

Disciple One: Stop crowding around Jesus!

Disciple Two: Can't you see he is too tired to mess with you?

Jesus Says Yes

by Sandy Mabry and Sally Johnson

Make two signs for the prompter. Sign 1: Yeah! Sign 2: Boo!

Photocopy "Jesus Says Yes" for the children. Choose children to play these roles: Jesus, parents, 2 or 3 children, 3 disciples, and prompter. Children without specific parts will be the crowd.

Have Jesus, the parents, children, and disciples wear costumes if desired.

Give the prompter the signs made earlier.

(Parents and children are gathered on one side of the stage area. The disciples are on the opposite side.)

Disciple One: I'm so tired.

Disciple Two: Me too. Traveling from town to town is hard work.

Disciple Three: Even though it is great to be with Jesus, I'm so tired. I need a long nap.

(Jesus Enters)

(Prompter holds up sign: Yeah!)

Jesus: Hello, my friends. What a great day we've had! *(Disciples nod their heads.)* It makes me

happy to see people hearing God's Word.

(The children rush over and surround Jesus.)

Child One: Hello, Jesus!

Child Two: I love you, Jesus!

(Prompter holds up sign: Yeah!)

(The disciples rush to the children and send them back to their parents.)

Disciple One: Stop crowding around Jesus!

Disciple Two: Can't you see he is too tired to mess with you?

BIBLE STORY FUN

Supplies

None

Chant the Story

Teach the words and rhythm of the story. Then teach the motions to go with the words. This is a call and response chant. You will speak the part in bold print and do the motions. The children will repeat the words and motions after you.

Say: Let's tell the story again. This time I want you to listen to me and then repeat what I say.

The children said; yes, the children said: (*Shake head, "yes."*)

Hey, Jesus! (*Raise hand in the air.*) **Hey, Jesus!** (*Raise hand in the air.*)

(*Children repeat*)

The disciples said; no, the disciples said: (*Shake head, "no."*)

Stop children! (*Hold up palm to say stop.*) **Stop children!** (*Hold up palm.*)

(*Children repeat*)

The children said; yes, the children said: (*Shake head, "yes."*)

Look, Jesus! (*Wave.*) **Look, Jesus!** (*Wave.*)

(*Children repeat*)

Jesus said; yes, Jesus said: (*Shake head, "yes."*)

Come, children! (*Motion, "come here."*) **Come, children!** (*Motion, "come here."*)

(*Children repeat*)

The children said; yes, the children said: (*Shake head, "yes."*)

We love you! (*Cross hands over heart.*) **We love you!** (*Cross hands over heart.*)

(*Children repeat*)

The disciples said; yes, the disciples said: (*Shake head, "yes."*)

Come children! (*Motion, "come here."*) **Come children!** (*Motion, "come here."*)

(*Children repeat*)

Jesus said; yes, Jesus said: (*Shake head, "yes."*)

Bless the children! (*Cross hands over heart.*) **Bless the children!** (*Cross hands over heart.*)



We know Jesus loves us and that we are important to God.

Loving Hands, Loving Hearts

Help each child trace his or her hands on a piece of construction paper. Children may help each other do the tracings.

Have the children cut out their hand tracings. Let them decorate their handprints with crayons or markers.

Draw the outline of a heart on a large piece of paper. Or use masking tape to make the outline of a large heart on the wall or door.

Have the children glue or tape their handprints on to the heart outline.

Say: Our Bible story today is about a time when Jesus showed God's love to children. Children were not very important in Bible times. Jesus showed the children that they were important to God and to him.

Ask: Have you ever felt unimportant? When?

Say: You are important!



We know Jesus loves us and that we are important to God.

Important Prayers

Have the children sit in a circle. Encourage the children to look closely at their thumbs and then at the palms of their hands. Tell the children to compare their hands with the hands of their neighbors.

Choose a child to stand up.

Say: *(Child's name)* you are important to God and to us.

Continue with each child and teacher in the circle.

Say: None of you has thumbs or hands that are just alike, but each one of you is a child of God. You are all special and you all have an important place in God's family.

Pray: Thank you, God, for *(name each child and teacher in the circle)*. Help each of us remember that we are important to you. Amen.

Supplies

construction paper, scissors, crayons or felt-tip markers, large piece of paper, masking tape, glue



Supplies

None



WELCOME
to the
FAMILY of GOD


88

REPRODUCIBLE 8A

Permission granted to photocopy for local church use. © 2010 Abingdon Press.

ALL-IN-ONE BIBLE FUN

Jesus loves



REPRODUCIBLE 8B

89

Lesson delivery idea 2

This lesson is based on Mark 10:17-31 when Jesus speaks about the rich.

Opening Activity – Through the Needle’s Eye – Can It Fit?

Supplies – dry ingredient measuring cup (any size), clear containers with water, large tray or bin

Pre-Class Prep – Fill your clear containers with water. Use the measuring cup to fill a few so they will be an exact fit, then fill others with a little bit less, a little bit more, a lot less, and a lot more. Try to use different types of containers so the kids can’t simply compare the waterline. Place your supplies on a table so everyone can see. Then, choose one container of water and a volunteer. Ask the volunteer whether or not they think the water will fit in the measuring cup, or if it will be too much, or too little, and ask the rest of the class if they agree. Then, ask the volunteer to hold the measuring cup above the tray or bin, and slowly pour the water into the measuring cup. Continue until you have made it through each container of water. Raise your hand if you got all of them right. Raise your hand if you got most of them right. Raise your hand if you got half of them right. I think all of you did a fantastic job!

Lesson – Through the Needle’s Eye

Supplies – sewing needle, thread, thick yarn, small piece of woven cloth with raw edges

When we were guessing to see what would fit, it was hard to tell on a few of those. It would look like it was going to be a perfect fit, then it spilled over.

But a few of those were really easy to figure out. Those cups had a TON of water in them, and there was absolutely no way it was going to fit.

I want to try a few more of these, but they are going to be a little bit different. This time we have a hole, and we need to guess if an object can fit through that hole.

Are we ready to play “Can It Fit?”

Before we can begin guessing, we need to have our hole. And here it is, our hole! Can you see it? This hole is really teeny tiny. All the way on this end of the needle there is a little hole. It is so small you probably can’t see it, but I promise you it’s there.

First up, I have a piece of thread. What do you think, can it fit?

It fits! Thread is exactly what this hole is made for, so it is a perfect fit.

Next up we have this piece of yarn. It’s a little bit bigger, but it’s still pretty small. So, can it fit?

Nope. It won’t fit. It’s just a little bit too big.

And last up, we have this piece of fabric. What do you think, can it fit?

I try, and try, and try, but there is NO WAY this is ever going to fit. It’s just too big.

Jesus actually talked about this in the Bible, only instead of trying to fit yarn and fabric through the hole, He talked about something MUCH bigger.

A rich man came to Jesus one day and asked what he needed to do to be able to get to heaven, and Jesus said he needed to follow the 10 Commandments.

The rich man told Jesus he already did that, so Jesus asked him to do one more thing. “Go, sell what you own, and give the money to the poor.”

The rich man wasn’t ready for that answer. Maybe if Jesus wanted him to give a little bit to the poor he would do it, but all of it? Everything he owned and worked so hard for? Then he would be even poorer than the poor. The rich man couldn’t do it, and he left sad and upset.

Then Jesus turned to His disciples, who had all seen what had happened. Jesus told them that it was easier for a camel to fit through the hole of a needle, than for a rich man to make it to

heaven. A camel! The huge, tall, animal that likes to spit and lives in the desert. A camel, through this teeny tiny hole. What do you think, can it fit?

Do you want to know why Jesus said it was so hard? The rich man's greed. Greed is when you love money and things more than you love God and people. And loving God and people is actually what the 10 Commandments are all about.

The disciples didn't like hearing this. How was anyone supposed to make it to heaven? Why would God want to make it so impossible?

But Jesus told them it wasn't impossible, because with God ALL things are possible. If the rich man would turn to God and allow God to change him, he would make it to heaven. No matter how greedy he was, God could make it possible.

Let's look at our fabric again. I'm going to try one more time to see if I can make this fit. I mean, didn't we just say that with God all things are possible?

Still no. It just isn't going to happen. Unless...

What did we just say about the rich man? What did he need to do in order to make it into heaven? The rich man needed to let God change him.

I wonder if that would work for this fabric. Do you think we could change it somehow and make it fit?

You know, fabric is actually just a whole bunch of thread woven together. And what was the only thing so far to fit through the hole in the needle? Thread! If we were to change it by taking it apart into individual threads, this piece of fabric should make it through that hole.

Let's try it. I'm going to start with a thread from the outside, and I'm going to smooth it out really good. (If it is frayed, dampen the ends to get the fibers to lay down.) Are you ready? Here it goes...

It worked! Let's do another one.

This is actually working! If we took this whole piece of fabric apart, we would be able to fit the whole thing through the hole in the needle. And it's still the fabric. We didn't turn it into mustard, or make it disappear; we changed it, but it's still the same piece of fabric we started with.

It's just like how God can change the rich man. The rich man is still the same man. If his name was Anthony James and he was 6 feet tall with brown hair and green eyes, even after God changed him, he would still be 6-foot-tall Anthony James, with brown hair and green eyes. God just changed his heart to make the impossible, possible.

No one can make it to heaven on their own. Even if they try hard, follow all the rules, give away their money, and preach all day every day, it is still not enough. Without God, it is impossible to get to heaven. We all have to let God change us, to turn us into who He wants us to be. We will still be the same people; we will just be the kind of person who gets to go to heaven. Because with God all things are possible.

Activity – Through the Needle's Eye – Nothing is Impossible

Supplies – plain white paper, scissors

Give each child a single piece of paper and a pair of scissors. Give them five minutes to fit their hands through the paper, keeping it a single piece and not using any tape, glue, staples, folds, etc. to hold ends together. While they are working on theirs, take a single piece of paper, fold it in half lengthwise, then alternating sides, make cuts roughly 1 inch apart, stopping roughly 1 inch from

the opposite edge. Leaving the ends intact, cut along the fold line. When the five minutes are up, stretch your paper apart to create a giant ring, and step through it. Remind the kids that nothing is impossible with God. The piece of paper is still the piece of paper, you just changed it to make it big enough to for you to step through.

Closing Prayer – Through the Needle’s Eye

Ask for a volunteer to pray for the class before leaving, and encourage them to ask God to change them, so that they can be the person He wants them to be.

Memory Verse:

¹⁵ Assuredly, I say to you, whoever does not receive the kingdom of God as a little child will by no means enter it.”

Or “With men it is impossible, but not with God; for with God all things are possible.”

4- Unit 4: Crucifixion and Resurrection

Chapters 11 to 16

- 1) The events of the passion week
- 2) His entry to Jerusalem (Chapter 11)
- 3) Resisting Him in Jerusalem (Chapter 12)
- 4) The cross and the signs of the end (Chapter 13)
- 5) The preparation for the cross (Chapter 14)
- 6) The events of the crucifixion (Chapter 15)
- 7) His resurrection declared the glory of this unique Servant, who is capable of rising from the dead.
- 8) The One who rose from the dead is still serving us, as He sent His disciples to preach and He is still serving His church.
- 9) He ascended to heaven so that our hearts may ascend with Him also.

Chapter 11

Servant's preparation:

A sermon about Chapter 11 explaining the Gospel of St. Mark by Abouna Daoud Lamei in English
<https://www.youtube.com/watch?v=JV3F33RNpfg&list=PLvMAQ886ucetCnNPq4ft5YY0dujWRuADy&index=13>

https://www.youtube.com/watch?v=sdu2vwOA_Oo&list=PLvMAQ886ucetCnNPq4ft5YY0dujWRuADy&index=14

Brief introduction:

At the beginning of each lesson, please review book overview questions.


- ✓ Who is St. Mark? He was one of the 70 apostles whose house was the 1st church Jesus used and who later preached in many countries including Egypt where our Coptic church originated.
- ✓ Who did he write his gospel to? The Romans
- ✓ What is the main message of the book? To show the great power of Jesus Christ who through His amazing actions demonstrated His Divine power.

Remember:

Last lesson, we learned from Jesus how our families should look like and how He loves children. We also saw how impossible things could be possible with God. We can change many wrong things when we ask for God's help. However, if we tried alone, it would seem impossible.

Main points in the Chapter:

1. The Triumphal Entry "Palm Sunday"
2. The Fig Tree Withered & The Lesson of the Withered Fig Tree
3. Jesus Cleanses the Temple
4. Jesus' Authority Questioned



Lesson overview:

In a few minutes, briefly explain the main events of the chapter with a picture for each event, reading parts of the chapter.

In this chapter, Jesus enters Jerusalem in a great celebration. After thousands of people hear of the miracle of raising Lazarus, they all think of Jesus as the king who would save them from the Romans. Jesus curses the fig tree that only had leaves with no fruits to remind us that God does not like people who appear to be good but their hearts are not with Him, and they are not producing any fruits but just showing leaves. Jesus also reminds us to forgive each other as we are forgiven by our heavenly Father.

Goal we learn:

In this chapter, you can focus on how to be fruitful trees, not hypocrites who appear to be good but are not. Jesus warns us against pretending we are something we are not. If we are indeed going to call ourselves 'Christians', followers of Christ, then we should live our lives as such. Jesus was teaching His disciples that through faith, they can accomplish what appears to be impossible.

Lesson delivery idea

Observe the actions and attitudes of Jesus:

After entering Jerusalem in a great celebration, what did Jesus do? What did He say?

The Bible tells us that Jesus was hungry and saw a fig tree with leaves. When He reached for figs, he found that there were none. St. Mark tells us it was not the season for figs.

Ask: If it was not fig season, why do you think Jesus cursed the tree?

Understand the culture:

“St. Mark informs his readers that it was not the season for figs. Passover always comes in March or April, and fig season is not until May or June. However, fig trees generally produce several buds in March, leaves in April, and ripe fruit later on. Jesus was looking for the edible buds, the lack of which indicated that the tree would be fruitless that year.”

Consider now how in Scripture, the fig tree is often symbolic for the nation of Israel. Jesus never wasted an opportunity to teach something spiritually while acting physically. If this fig tree represents the nation of Israel, what spiritual lesson can we draw from it?

The nation of Israel had the leaves of ‘profession’; they had the pretention of being fruitful when in fact they were not producing any real spiritual fruit. In other words, they were doing and saying the ‘religious’ things, but in their heart, they did not believe in Jesus. They refused to accept that Jesus was the Savior.

Observe the response of the Disciples:

Peter sounded almost surprised when he said: “*Rabbi, look! The fig tree you cursed has withered!*”

What was Jesus’ response to Peter?

“Have faith in God,” Jesus answered.” This was a lesson for the disciples in the importance of faith. Remember, Jesus knew His time on earth was coming to an end and that He only had a few more days with His disciples. The point Jesus was trying to get across was that dependent trust in God can accomplish humanly impossible things through prayer. It means that their faith should grow through prayer so they can do all the things that seem impossible.

Dig deeper:

Read Verses 23-25. Discuss what Jesus might have meant in these verses.

God is the source of all change. Moving a mountain is sometimes symbolic of doing something humanly impossible. Jesus was teaching His disciples that with faith, they can accomplish what appears to be impossible (see [Philippians 4:13](#)). Does this mean if we ask for **anything**, God will give it to us? What do you think? Ask yourself: “Is what I am praying for part of God’s will for my life?” If so, then you can be confident that God will answer your prayers. God does not desire to withhold from us, quite the contrary. Yet He knows what is best for us. Thus when He withholds anything from us, it is always for our own good. We can trust Him in that!

Your Response:

What can we learn from today’s passage?

1. Jesus wants us to have faith in God. He wants us to trust Him for all our needs and to believe He has our best interests at heart. He wants us to boldly ask for what we need in prayer knowing that God will answer us and meet our needs.
2. Jesus also warns us against pretending we are something we are not. If we are indeed going to call ourselves ‘Christians’, followers of Christ, then we should live our lives as such.

Think:

1. Is there something in your life that you are not trusting God with? Confess your lack of faith to God and ask Him to grow your faith. Then turn your needs over to God and watch for Him as He works out His will in your life.
2. Are you calling yourself a Christian? Are you living like one? Calling yourself a Christian and not living like one brings disgrace to Jesus. Surely you do not desire to defame the name of Christ. If you struggle with behavior that might not be honoring to God, find help. Ask God for the strength and courage to live your life in a way that honors Him.
 - Thank God for the gift of His word (the Bible) from which we can learn more about Him and about His expectations for us.
 - Ask God to help you as you seek to grow your faith in Him.

Activity:

Bring a fake tree and a few plastic fruits, give one to each kid and have them hang them on the tree. Remember not to be like the fig tree with leaves only and no fruits. Explain that the fruits are our good traits and deeds.

Memory Verse:

²⁴ Therefore I say to you, whatever things you ask when you pray, believe that you receive them, and you will have them."

Or ²⁵ "And whenever you stand praying, if you have anything against anyone, forgive him, that your Father in heaven may also forgive you your trespasses."

Chapter 12

Servant's preparation:

A sermon about Chapter 12 explaining the Gospel of St. Mark by Abouna Daoud Lamei in English

<https://www.youtube.com/watch?v=FNFFmNLAeRI&list=PLvMAQ886ucetCnNPq4ft5YY0dujWRuADy&index=15>

<https://www.youtube.com/watch?v=m6xpUwhhOLs&list=PLvMAQ886ucetCnNPq4ft5YY0dujWRuADy&index=16>

Brief introduction:

At the beginning of each lesson, please review book overview questions.

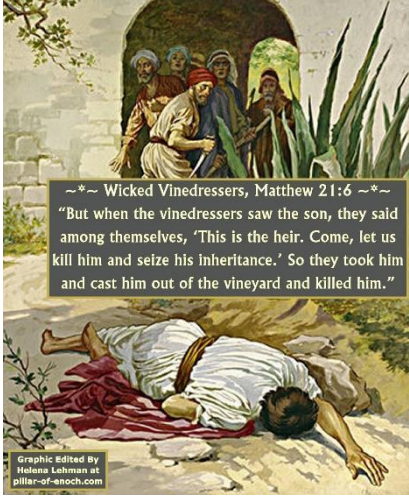
- ✓ Who is St. Mark? He was one of the 70 apostles whose house was the 1st church Jesus used and who later preached in many countries including Egypt where our Coptic church originated.
- ✓ Who did he write his gospel to? The Romans
- ✓ What is the main message of the book? To show the great power of Jesus Christ who through His amazing actions demonstrated His Divine power.

Remember:

Last lesson, Jesus warned us against pretending we are something we are not. If we are indeed going to call ourselves 'Christians', followers of Christ, then we should live our lives as such and glorify His name through our actions. When the disciples were surprised to see the cursed fig tree withered, Jesus talked to them about having faith in God. They can accomplish what appears to be impossible. He wants us to trust in Him in all our needs and to believe that He has our best interests at heart. He wants us to boldly ask for what we need in prayer knowing that God will answer us and meet our needs

Main points in the Chapter:

1. The Parable of the Wicked Vinedressers
2. The Pharisees: Is It Lawful to Pay Taxes to Caesar?
3. The Sadducees: What About the Resurrection?
4. The Scribes: Which Is the First Commandment of All?
5. Jesus: How Can David Call His Descendant Lord?
6. Beware of the Scribes
7. The Widow's Two Mites



THE GREATEST
COMMANDMENTS
LOVE GOD | LOVE THY NEIGHBOR





Lesson overview:

In a few minutes, briefly explain the main events of the chapter with a picture for each event, reading parts of the chapter.

In this chapter, Jesus tells us the vineyard parable which represents how He took care of the Jews and was expecting them to give fruits but they didn't. They beat His prophets and killed the Son of God later. That is why He deprived them of the privilege of being the chosen nation and extended it to the whole world. As for paying taxes, Jesus encourages us to be good citizens and work for our country as well as give to God what is meant to be given to Him. When asked about life after death, He confirms that we will be like angels and there will be no marriage or other earthly matters. After being questioned by the Jews, He asked them a tricky question that proves that Jesus, the Son of David, is also the God of David as David calls Him "Lord", but He was born of His descendants. Finally, Jesus praises the poor widow who gave generously to God but in secret, as this is the way God wants us to give and serve, without looking for people to praise our service or donation.

Goal we learn:

In this chapter, we will focus on what Jesus pointed out as the most important commandment. Love God with all your heart and love people around you. Both commandments go together because no one can claim to love God while hating people, no one can perfectly serve God and pray to Him but yet hurt his friends or talk badly about them.

Lesson delivery idea

Games and Lesson Introduction: [choose a game]

1- God First! Go Fish



Divide the class into groups of three to five. Give each group a deck (two printouts) of shuffled “God First” Go Fish Cards. This game is played just like normal go fish, but the deck is made up of items people often idolize and treat as more important than God. The purpose of the game is to be the first to get rid of all your cards by making matches and declare, “God is first in my heart!” Each student starts with five cards. The rest of the cards are face down in a stack in the middle. The student whose birthday is soonest goes first. The player asks another player if they have a particular card. (For example, “Joseph, do you have the TV card?” If the player asked has that card, they must hand it over. If not, the first player draws from the draw pile. If they pick up the card they just asked for, they make a match and have another turn. If not, play moves on to the person to the left. Play continues until one player has found matches for all the cards in his/her hand and declares, “God is first in my heart!”

2- Hearts full of God

Divide the class into two teams. On the far end of the room, set up two bowls filled with blue paper, crumpled up into balls. On the close end of the room, in front of the teams, place bowls with old, recycled paper, crumpled up into balls. Make sure each bowl has the same number of papers (Use what you have on hand. Just be sure that the papers on the far end are all the same color. The closer paper balls can be mixed colors and types, as long as they are distinct from the ones on the other side. You could also use pompoms or small balls, or beads. The goal of the game is to empty the bowl of everything that crowds out God from our lives (the old, recycled paper,) and replace it with God’s presence. (The clean, blue paper balls.) Give the first player from each team a serving spoon. They use it to scoop up one paper ball. They then must run across the room and drop the ball into the other bowl before scooping up a blue paper ball and running back to the start to drop it in the bowl. As the game progresses, this will get more difficult, since students will

have to sift through the balls to find the kind they want. The first team to remove all the old paper from their bowl and fill it with the presence of God (in the form of blue paper balls), wins.

Lesson:

1- Love God

Our Lord is jealous for us. He loves us fiercely and has earned our time, love, and devotion. What do you put first in your life? It is so easy to put God on the back burner. To let our “selves” take over. We feel like we can make decisions on our own or just squeeze God in on a Sunday morning. Before we know it, we have drifted so far from our faith that we don’t even recognize ourselves. If we aren’t actively fighting to stay connected to the Lord and worship only him, we will most assuredly drift downstream and find ourselves filling the space in our hearts meant for God with other pursuits. I pray that this week, you will take the time to pray and read your Bible and fight for your relationship with God. Make him number one in your heart. Okay, trick question: everyone shout out at once and tell me, how many gods are there? (Let students shout out.) Yes, there is only ONE God! He created everything in the universe and made people special, to love and follow Him. So the first commandment means that we sometimes act like we worship other things, or sometimes, people make up gods and tell stories about them and worship these made up gods instead.

In fact, a whole bunch of people in the world back then, and even some today, worshipped made up gods with made up names. Israel knew there is only one real God and they agreed to do what God told them (Exodus 19:5-8). These days, there are still people who don’t believe that God is the one true God and that Jesus is His Son. But they still worship something. We are created to worship. So if we aren’t worshipping God and putting him first in our hearts, then what ARE we worshipping? What are some things we make more important in our lives than God? There’s not really a wrong answer here. Sometimes, we make our schoolwork or homework more important than God. Sometimes we care more about getting good grades than having good hearts. Sometimes we care more about spending time watching TV or playing video games or reading our favorite books than we do spending time with God. Sometimes we choose to skip church or not read our Bible because we have other things to do. Sometimes we care more about our sports team. We want to win, we want to be number one! Schoolwork, sports or other hobbies, our chores, our friends and families, are all important. But nothing is as important as having a good relationship with God. What are some things we can do to help us have a good relationship with God? Going to church and Sunday school, reading our Bibles, praying, and treating others well, all show that God is first in our hearts.

2- Love others

LOVE your neighbor, your family, your friends, your enemy

Did you know Jesus summed up the entire Old and New Testaments in three points? He said:

- The Lord is one;
- Love God with all your heart, soul, mind and strength.
- Love your neighbor as yourself.

“There is no commandment greater than these,” Jesus said in [Mark 12](#).

1. LOVE your neighbor

Your neighbor is the “other” — anyone.

It can be a child across the globe or your actual next-door neighbor. It can be someone in need—and frankly, we’re all in need, whether it be physical goods, love, encouragement, attention, or affirmation.

And your neighbor can be the “[unlovable](#)”. “Even though he was known as a sinful, tax collector, Zacchaeus wanted to see Jesus the day he came to town”. “Use this story to help your child understand that unkind, unpleasant, unlovable people still want to be known and loved even though they don’t act like it. Jesus gives a wonderful example in this story of reaching out to someone who is unloved by many. He goes out of His way to reach out and Zacchaeus’ heart is changed by His love.”

Action: This week identify someone “in need” and act upon it—perhaps a new mom needs a meal prepared or a family member miles away needs a handwritten card or colored picture. Or consider bringing coats and cold weather accessories to a nearby shelter.

2. LOVE your family

Everything starts at home.

Parents might feel it is easy to allow the needs and wants of the kids to outweigh the needs of the family as a unit. Part of learning to love your family is creating and maintaining balance. It’s not easy.

- Ask your children to help with real chores.
- Ask for your kids’ input when weighing decisions; listen to their suggestions and preferences.

3. LOVE your friends

Friends are the family you choose.

You don’t choose your family, but you can choose your friends, so choose wisely. Help your child understand the importance of choosing good friends, and how to be a good friend.

I often struggle with what feedback to give my daughter when she comes home talking about a friend in class who “got her in trouble for talking” or who was mean to her on the playground or who left her out of a group. In second grade, everyone is supposed to be “friends.”

My instinct is to tell her to ignore that kid, or don’t be friends with that one or this one. But that’s not going to help her in the long run. “Be clear about what’s acceptable and what’s not, and remember that children are still learning what it means to be a friend.”

Action: Make a list of “acceptable” ways friends behave and ways they don’t. Use this exercise as a way to help your child identify behavior, such as bullying, that should be reported to a teacher or trusted adult.

4. LOVE your enemy

Perhaps the hardest of all is loving those who don’t love us back.

“[Proverbs 15:1](#) says, ‘A gentle answer turns away wrath, but a harsh word stirs up anger.’ Speak words of encouragement when possible. If not encouragement, then at the very least don’t speak words of hate or retaliation.” Pray for those who treat us badly.

Action: Help your child identify someone who has been mean to them, and instruct them on how to pray for them.

Loving isn’t always easy, but that’s when it becomes action instead of feeling. In fact John’s gospel says it’s the one way people will know that we’re followers of Jesus: “By this everyone will know that you are my disciples, if you love one another” ([John 13:35](#)).

That concept may be too abstract for little ones to understand, but they may surprise you.

A short illustrative story:

<https://st-takla.org/books/en/fr-tadros-yacoub/short-stories/0521-christmas-tree.html>

Memory Verse: The whole verse or part of it

³⁰ And you shall love the Lord your God with all your heart, with all your soul, with all your mind, and with all your strength. ^[1] This is the first commandment. ³¹ And the second, like it, is this: 'You shall love your neighbor as yourself.' There is no other commandment greater than these."

Chapter 13

Servant's preparation:

A sermon about Chapter 13 explaining the Gospel of St. Mark by Abouna Daoud Lamei in English

https://www.youtube.com/watch?v=LuJkT4_id0w&list=PLvMAQ886ucetCnNPq4ft5YY0dujWRuADy&index=17

<https://www.youtube.com/watch?v=3yvej5QX9GM&list=PLvMAQ886ucetCnNPq4ft5YY0dujWRuADy&index=18>

Brief introduction:

At the beginning of each lesson, please review book overview questions.

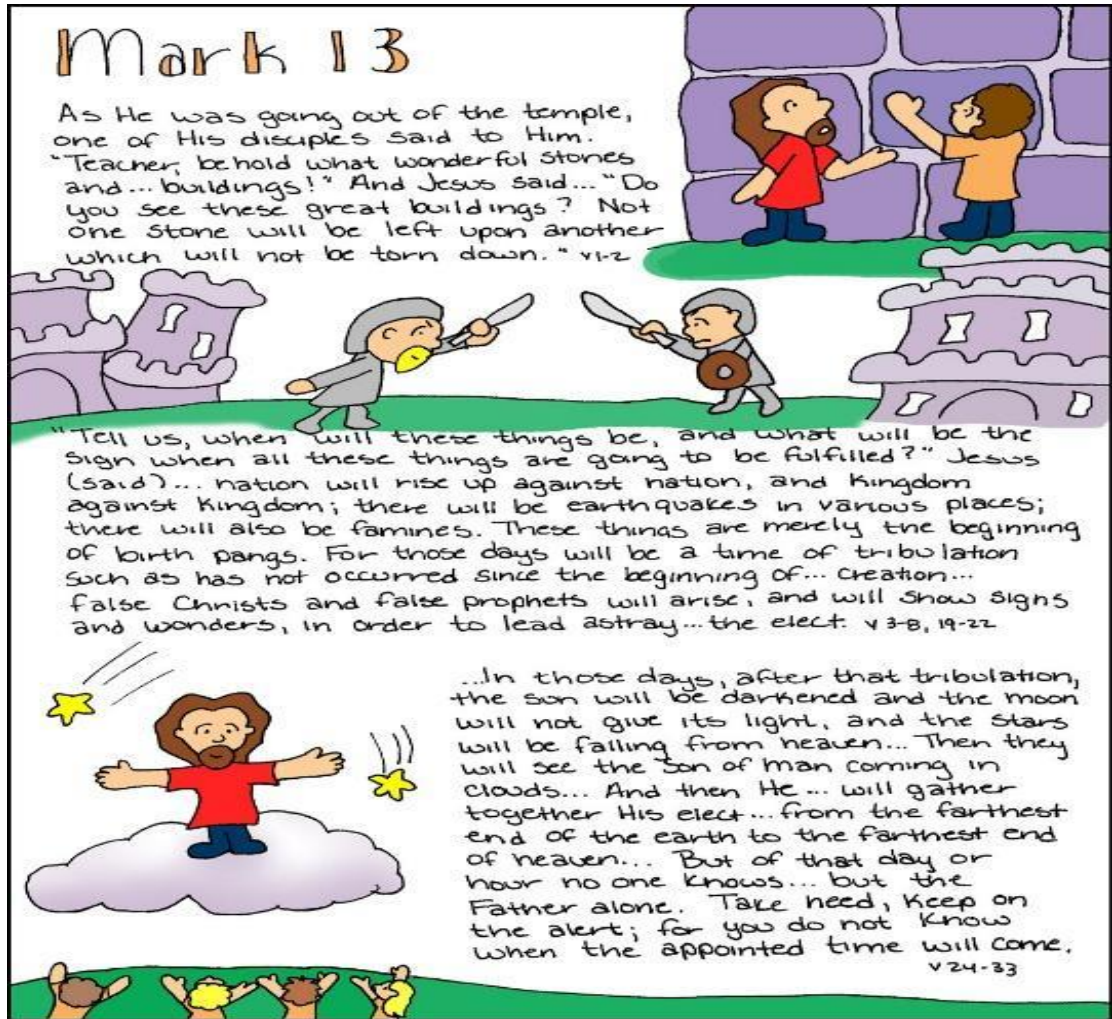
- ✓ Who is St. Mark? He was one of the 70 apostles whose house was the 1st church Jesus used and who later preached in many countries including Egypt where our Coptic church originated.
- ✓ Who did he write his gospel to? The Romans
- ✓ What is the main message of the book? To show the great power of Jesus Christ who through His amazing actions demonstrated His Divine power.

Remember:

Last lesson we talked about many questions Jesus was asked but we focused more on the 2 most important commandments: Love God with all your heart and love your neighbor. We said that the neighbor could include family, friends, enemies, and everyone on earth. God wants us to keep Him as our top priority in our busy lives. If we truly love God, it would be so easy to love everyone else because our hearts would be filled with God's love.

Main points in the Chapter:

1. Jesus Predicts the Destruction of the Temple
2. The Signs of the Times and the End of the Age
3. The Great Tribulation
4. The Coming of the Son of Man
5. No One Knows the Day or Hour



Lesson overview:



In this chapter, Jesus announces to us how the world would end. First, when the disciples asked Him about the temple, He told them it will be totally destroyed. This happened around year 70 AD, when the Romans seized Jerusalem, destroyed it and the temple was also burnt. Jesus said that it won't be rebuilt as a sign of Him rejecting the Jews who didn't believe in Him. As of now the temple in Jerusalem remains unbuilt and a mosque is built in its place. Jesus then mentions many signs that will happen before the end of the world, warning people that these signs could say that the end is near. But no one knows the day except God. That is why we have to repent and BE READY.

Goal we learn:

In this chapter, we mainly focus on the fact that we have to be ready, as we don't know the day the world will end. When someone dies, that is considered the end of the world for him/her as well since it's the end of his/her chance to repent and return to God.

Our church fathers advised us to consider every day in our lives as a potential last day. We should not live in fear or be pessimistic, but it means we have to remember that one day, we will meet God and we need to be ready. We need to carefully check ourselves and change any bad habits keeping us away from God. At the door of heaven, may we hear the angel say "Welcome, ..., come on in!!" We all hope and pray to be ready for that time.

Lesson delivery idea


Signs of the end of the world:

1. Earthquakes, Famines, Plagues and Wars
2. The appearance of signs in heaven like the darkening of the sun and moon, and the falling of the stars.
3. Churches Are Desolate and the Love of Believers Is Cold
4. The Appearance of False Christs
5. The Restoration of Israel
6. The Spread of the Gospel to the Ends of the Earth


Sign	Exact meaning	Symbolic meaning
Destruction of the temple	It was destroyed in the year 70 AD by the Romans.	God rejects Jewish worship when Christianity is established.
Wars, earthquakes, and troubles	They happened before the year 70 AD and will happen before the end of the world due to evil and people not repenting.	Believers should not be troubled when they hear all that, but focus on their repentance.
The gospel would reach the whole earth	The church expanded even through tribulation. The gospel will reach everywhere before the world ends.	It is reassuring news to know that the gospel will reach everywhere. It is a call for all of us to preach to others.
Abomination of desolation	When pagans bring idols into the temple. This happened when Antiochus the Greek was trying to offend the Jews	It might happen again with the Antichrist before the end of the world, when he tries to

	by sacrificing to his pagan idols in the temple.	offend Christians by destroying churches.
People on the housetop won't go to their house	It happened before the temple destruction that the Jews were fleeing their homes.	Believers should focus on their spiritual life and prepare for heaven and not worry about earthly matters.
Woe to those who are Pregnant and to those nursing babies	The Romans were cruel to those women when they attacked Jerusalem in 70 AD.	It is a symbol of those who are weak in faith and might not endure the tribulation at the end of the world.


"Truly I tell you, not one stone here will be left on another; everyone will be thrown down."



This happened 40 years later when Titus the roman emperor attacked Jerusalem and burnt the temple completely , all the gold covering it melted and not one stone remained attached



Many false prophets will appear and deceive many people.



After all those signs, the time for the end is unpredictable and so fast.....

Let no one on the housetop go down to take anything out of the house. Let no one in the field go back to get their cloak.

When ?

“Therefore keep watch, because you do not know on what day your Lord will come”.



Discussion:

1. AROUND THE CIRCLE: As we get started, let's all take a second to share one thing we would definitely want to do before the world ends.
2. ASK: Why do you think someone would want to predict the end of the world?
3. ASK: Do you think it's a good idea or a bad idea to try and predict the end of the world? Why?
4. ASK: What do you think God wants us to be focused on between now and the end of the world?

NOTE: Let us stay focused on the topic at hand and that's teaching that no one can predict the end of the world. So Christians should focus on remaining faithful. Don't get sidetracked by every small detail. Keep your focus on the big picture.

5. ASK: The very first thing that the disciples do when Jesus announces the end of the world is to ask when it will happen. We would probably do the same. Why is that?
6. ASK: What are some of the signs Jesus says will accompany the end of the world? (*Earthquakes, wars and rumors of war, famines, the arrival of false Christs, the arrival of false prophets, etc.*)
7. ASK: When Jesus begins to answer their question about when it will happen, how does He start His answer? (*The answer is in verse 5.*) "Take heed that no one deceives you"
8. ASK: What does Jesus essentially tell His followers to do when they hear reports about the end of the world. (*Jesus says do not believe them.*)
9. ASK: In verse 32, Jesus says, "No one knows about that day or hour, not even the angels in heaven, nor the Son, but only the Father." If the Bible says that the Son of God doesn't know the

timeframe, do you think that regular men and women like Camping, Miller, or the Mayans can predict it accurately? Why or why not?

10. ASK: If you had to sum up verses 33-37, how would you do it?

11. ASK: While others are focused on dating the end of the world, and predicting what it's going to be like, what does Jesus want us focused on?

12. ASK: What is the best way we can do that?

Wrap Up:

Let me be clear about the end of the world: I do not know when it is going to happen. But, that's OK. My job as a believer in Jesus Christ isn't to predict the hour...it's to live my life with that hour in mind. As far as Jesus is concerned, our role is to watch for Him at His return. We are to live our lives faithfully and expectantly because He could return at any moment.

How does making incorrect predictions about the end of the world bring God glory? It can't! On the other hand, how does living faithfully in light of the coming end of the world bring God glory? In many, many ways!

So, that's our task. We have to live our lives as though each day were our last. We need to focus on the truth that we can't know the date so we should be faithful in the meantime.

Game:

Give the kids certain tasks to be done in a specific time, let them try while the stopwatch is timing them. Those who finish on time, get a reward. The point is life on earth is timed, then people are judged for what they have accomplished in the time given to them.

Memory Verse:

³³ Take heed, watch and pray; for you do not know when the time is.

Chapter 14

Servant's preparation:

A sermon about Chapter 14 explaining the Gospel of St. Mark by Abouna Daoud Lamei in English
<https://www.youtube.com/watch?v=aK5RBQder4c&list=PLvMAQ886ucetCnNPq4ft5YY0dujWRuADy&index=19>
<https://www.youtube.com/watch?v=T4Z4ZsNEars&list=PLvMAQ886ucetCnNPq4ft5YY0dujWRuADy&index=20>

Brief introduction:

At the beginning of each lesson, please review book overview questions.

- ✓ Who is St. Mark? He was one of the 70 apostles whose house was the 1st church Jesus used and who later preached in many countries including Egypt where our Coptic church originated.
- ✓ Who did he write his gospel to? The Romans
- ✓ What is the main message of the book? To show the great power of Jesus Christ who through His amazing actions demonstrated His Divine power.


Remember:

Last lesson, we talked about the signs of the end of the world. Jesus mentioned many things to come but He emphasized that no one knows the time. That is why we should always be ready for that day and never get distracted by trying to figure out when and what events will happen. God wants us to focus on heaven and on how we could get there and bring others with us.

Main points in the Chapter:

1. The Plot to Kill Jesus
2. The Anointing at Bethany [The woman who poured perfume on Jesus's feet]
3. Judas Agrees to Betray Jesus
4. Jesus Celebrates the Passover with His Disciples
5. Jesus Institutes the Eucharist [the Lord's Supper]
6. Jesus Predicts Peter's Denial
7. The Prayer in the Garden
8. Betrayal and Arrest in Gethsemane
9. A Young Man Flees Naked [St. Mark]
10. Jesus Faces the Sanhedrin
11. Peter Denies Jesus, and Weeps





Mark 14

Jesus said... "You will all fall away, because it is written, I will strike down the shepherd, and the sheep shall be scattered." But after I have been raised, I will go ahead of you to Galilee." But Peter said... "Even though all may fall away... I will not." And Jesus said... "this very night before a rooster crows twice, you yourself will deny me three times." v 27-30

They came to... Gethsemane; and He said to His disciples, "My soul is deeply grieved to the point of death; remain here and keep watch." ... He... fell to the ground and began to pray... "Abba! Father! All things are possible for You; remove this cup from me; yet not what I will, but what You will." And He came and found them sleeping, and said to Peter, "Simon, are you asleep? Could you not keep watch for one hour? Keep watching and praying that you may not come into temptation; the spirit is willing but the flesh is weak." v 32-38

"You also were with Jesus..."
 "This is one of them!"
 "Surely you are one of them."
 "I do not know this man you are talking about!"

Cock-A-doodle-doo!

Immediately a rooster crowed a second time... And He began to weep.

Lesson overview:

In a few minutes, briefly explain the main events of the chapter with a picture for each event, reading parts of the chapter.

In this chapter, we have many events that happened on Covenant Thursday. Jesus washed the disciples' feet to teach them to serve each other and to be humble. He instituted the sacrament of

Eucharist. Judas betrayed Him while the sinful woman poured perfume on His feet. As a full human, Jesus was so stressed while praying in the garden asking God to help Him pass through this tough mission. He teaches us to pray when we are stressed as He can feel our painful feelings. Finally, Peter who thought he was strong, denied Jesus when he got scared. That teaches us to pray always, asking God to strengthen our faith so we can endure trials.

Goal we learn:

In this chapter, you can focus on the repentance of the sinful woman and how she expressed her love to Jesus, while Judas who followed Him for 3 years fell and betrayed Him and Peter denied Him. We can also focus on learning how to be humble and serve others like Jesus taught His disciples.

Lesson delivery idea

1- A sinful woman poured perfume on Jesus' feet:

Judas betrayed Him while the sinful woman poured perfume on His feet. We can compare both acts and see how a sinner could be saved while a disciple betrays God.

2-Jesus washes the disciples' feet:

In order to fulfill the mission of spreading the gospel, the disciples would need to learn to serve. Pride and arrogance would ruin the disciples' relationship with God, with each other, and with the people they're trying to serve. Humility and service to others is the evidence of love. It's an important lesson for us as well. People line up to do the tasks that are considered important, glamorous, or respected. But Jesus showed humility by doing the task that no one wanted to do. He washed the disciples' feet -- a dirty job usually performed by the lowest ranking person in the room. Was Jesus the lowest ranking person? No. He was Lord and Teacher. He knew He would soon be at the Father's side in heaven. Did He think it was too lowly a task for Him to do? No. Are there tasks that we won't do because they are lowly? Because they are dirty? Because they are unpleasant or hard? But aren't those the jobs that most need to be done? And won't God reward those who do His work? We need to be willing to do whatever is needed. Jesus was not only willing, He prepared himself to do this service. Have we made plans to serve others?

3- The last supper

- Judas' betrayal
 - Judas planned the betrayal ahead of time.
 - Judas' greed was stronger than his loyalty to Jesus
 - Greed this destructive starts out small, but when fed, overtakes all we are.
 - Jesus knew he was to be betrayed, warned his disciples about it, and gave Judas every chance not to do it.
 - Judas looked Jesus in the eye and said, "Surely not I, Rabbi?"
- Passover feast
 - Jesus obeyed the Jewish law and celebrated the Passover feast.
 - Jesus provided His own memorial from the elements of the Passover feast - a feast that commemorated an event which was designed to foreshadow Christ's own death.
- Comparing the 10th plague to Jesus's sacrifice

Tenth Plague [Passover]	Christ's Sacrifice
Firstborn of all men and animals killed	Firstborn of God killed
Only the blood of the lamb saved the Israelites	Only the blood of Christ saves us
This plague freed the Israelites from slavery to Egypt	This sacrifice frees us from sin
Commemorated by all Israelites in a feast	Commemorated by Christians in the Eucharist

4-Jesus at Gethsemane:

- Jesus asked His friends for help, but His friends failed Him by falling asleep
- Judas kissed Jesus as the sign of betrayal
- The leaders brought soldiers and armed men to arrest Jesus
- Jesus did not hide from them
- The disciples fled in fear
- Peter attempted to stop the arrest physically
- Jesus rebuked Peter and healed Malchus

5- Peter denies:

- 1) How did Peter feel as he denied Christ? Fear
- 2) How did Peter feel as the rooster crowed? Guilt, shame
- 3) How did Jesus probably feel as the rooster crowed? Sad, betrayed

True or False

1. In this chapter, Jesus wanted to teach the disciples how powerful He was. F
2. Jesus taught the disciples out of love. T
3. Jesus said that if we serve others, we'll be miserable. F
4. Leaders in the church are servants. T
5. As long as we do good things, it doesn't matter what our motivation is. F
6. Jesus disregarded the Jewish laws. F
7. Judas betrayed Jesus accidentally. F
8. Jesus was being rebellious by asking God to "let this cup pass." F
9. Jesus was overpowered by the armed mob. F
10. Peter killed one of the soldiers. F
11. Judas pretended to be a friend of Jesus. T
12. Jesus knew He was going to die. T
13. Judas was offered 40 pieces of silver for betraying Jesus. F
14. The disciples kept falling asleep because they didn't understand the seriousness of the situation. T
15. Jesus resisted being arrested by the soldiers as His time didn't come yet. F

Activity:

“Repentance Run” [could be done at the beginning of the lesson or at the end]

Do this gospel presentation outside, in a gym, or in the largest room in your church. Have kids line up at one end of the room while you stand at the other end. Say: **On “go,” walk toward me. When I yell “repent,” turn around and walk the other way. Again, when I yell “repent,” turn around and walk the other way. Ready? Go!**

Play for up to five minutes or until children are wearing down. Then gather everyone together and ask:

- **What did you have to do when I yelled “repent”?**

Say: **To repent means to turn around and go the other way.**

Read aloud [Mark 1:15](#). “The time is fulfilled; the kingdom of God is at hand. Repent and believe in the gospel.”

Ask:

- **What does Jesus want us to do? Remember the sinful lady who repented?**
- **Which kinds of things do people need to turn away from?**
- **What does Jesus say we need to do after we repent?**
- **According to these verses, what happens when we repent and return to God?**

Allow children time to respond; then pray for and with each child.

Memory Verse:

³⁸ Watch and pray, lest you enter into temptation. The spirit indeed is willing, but the flesh is weak.”

Chapter 15

Servant's preparation:

A sermon about Chapter 15 explaining the Gospel of St. Mark by Abouna Daoud Lamei in English
<https://www.youtube.com/watch?v=g8dmswjWHcw&list=PLvMAQ886ucetCnNPq4ft5YY0dujWRuADy&index=21>

Brief introduction:

At the beginning of each lesson, please review book overview questions.

- ✓ Who is St. Mark? He was one of the 70 apostles whose house was the 1st church Jesus used and who later preached in many countries including Egypt where our Coptic church originated.
- ✓ Who did he write his gospel to? The Romans
- ✓ What is the main message of the book? To show the great power of Jesus Christ who through His amazing actions demonstrated His Divine power.

Remember:

Last lesson, we went over many events that happened on Covenant Thursday. Jesus washed the disciples' feet to teach them to serve each other and to be humble. He instituted the sacrament of Eucharist. Judas betrayed Him while the sinful woman poured perfume on His feet. As a human, Jesus was so stressed while praying in the garden asking God to help Him pass through this tough mission. He teaches us to pray when we are stressed as He can feel our painful feelings. Finally, Peter who thought he was strong denied Jesus when he got scared. That teaches us to always pray asking God to strengthen our faith so we can endure trials.

Main points in the Chapter:

1. Jesus Faces Pilate.
2. Taking the Place of Barabbas
3. The Soldiers Mock Jesus
4. The King on a Cross
5. Jesus Dies on the Cross
6. Jesus Buried in Joseph's Tomb





Mark 15

... they brought Him to the place Golgotha, which is translated, Place of a skull... And they crucified Him...


When the sixth hour came, darkness fell over the whole land until the ninth hour: At the ninth hour Jesus cried out... "My God, My God, why have You forsaken Me?"

... Someone... gave Him a drink... And Jesus uttered a loud cry, and breathed His last...

And the veil of the temple was torn in two from top to bottom.

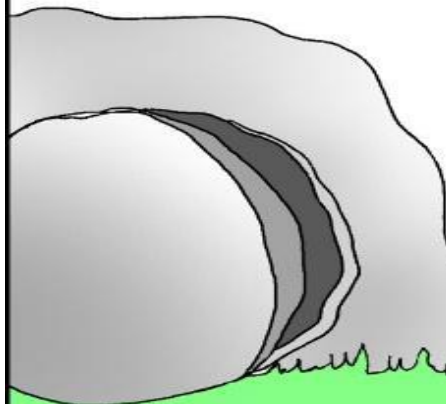
When the centurion who was standing right in front of Him, saw the way He breathed His last, he said, "Truly this man was the Son of God!"

v 22-39



When evening had already come... Joseph of Arimathea came, a prominent member of the Council... and he gathered up courage and went in before Pilate, and asked for the body of Jesus... Joseph bought a linen cloth, took Him down, wrapped Him in the linen cloth and laid Him in a tomb which had been hewn out in the rock; and he rolled a stone against the entrance of the tomb.

v 43-46



Lesson overview:

In this chapter, we see the cost of sin and how Jesus paid it on the cross. After the trial, Jesus was sentenced to die on the cross by Pilate. Pilate offered to release Barabbas, but the Jews hated Jesus and refused to let Him go. Jesus was mocked and humiliated by the soldiers, then carried His cross to Golgotha. As Jesus was dying on the cross, many miracles happened: the sun was darkened, an earthquake occurred, and the veil of the temple was torn. The centurion believed that Jesus is the Son of God. Jesus was buried in the tomb of a rich man.

Goal we learn:

In this chapter, let us focus on our savior and His indescribable love for us. Jesus went on the cross for a reason, by His own will and for each one of us.

Lesson delivery idea

To Remember: Christ voluntarily sacrificed himself for our redemption
...for a reason

God wants a close relationship with man, John 3:16

Our sin separates us from God, Isa. 59:2

Justice requires that our sins be paid for, Rom. 6:23

God provided a sacrifice to pay for our sins, 1 John 4:10

...voluntarily

Jesus had the choice, Matt. 26:53, 54

He was sinless, 1 Pet. 2:22

Jesus had the power, John 19:11

Jesus had the will, Matt. 26:39

Pleased not himself, Rom 15:3

He loved us, Eph 5:2

...for you

You have nothing to offer that isn't God's already, Luke 17:10

The Father wants a close relationship, so He paid for your sins, John 3:16

So that you could choose to be close to Him, James 4:8

This relationship is voluntary, Mark 16:16

Discussion point: Illustrative Story: to make this an object lesson, give one student (Tom) a dollar bill. Make a fake restaurant tab.

Say: We all went out to a restaurant to eat. We all eat until we're stuffed but Tom eats nothing. Then the waiter delivers the bill. We're broke. Only "Tom" has any money. Who will pay the bill? Tom's the only one with money. Who should pay the bill? We should. But we can't. If Tom pays, is that fair? No. Is it merciful of him? Yes!

Jesus paid our bill for us. We could never have enough to pay for our sins. Should we be grateful?

Yes! How do we show our gratitude? Jesus said, "If you love me, keep my commandments." John 14:15

Discussion questions:

1. How were Annas and Caiaphas related? Annas was Caiaphas' father-in-law
2. What was Jesus convicted for? Blasphemy and treason
3. What motivated his trial? Envy
4. What caused Peter to deny Christ? Fear
5. What are some feelings Jesus may have felt during His crucifixion? Shame, discouragement, sorrow,...
6. How do you think St. Mary felt? Distressed, sorrowful, helpless, distraught
7. How do you think God felt? Pleased with his Son, sorrowful for Jesus' pain
8. If Jesus asked God to forgive those who killed Him, how should I treat those who hurt me?
9. If Jesus had to die for our sins, how serious is sin?
10. Is there anything I can suffer that Jesus won't understand?
11. What miracles occurred while Jesus died? Earthquake, the temple veil torn in two, darkness for 3 hours, the dead came out of the graves
12. What did the soldiers do instead of breaking Jesus' legs? Pierced His side
13. Why did they place a sign "King of the Jews" on Jesus' cross? To indicate the charge against Him
14. How did the soldiers mock Jesus as a prophet? "Tell us who hit you"
15. What did they offer Jesus when He was thirsty? Vinegar on a sponge

Activity:

All Clear game:

Fill three clear plastic bottles with 8 to 10 ounces of water. Add a small amount of liquid bleach to one of the bottles. (Keep out of the children's reach.) You'll also need red and blue food coloring and a clear pitcher or jar to hold the water from all three bottles.

Drop four drops of blue food coloring into one bottle of plain water. Say: **When Jesus came into our world as a baby, He had to leave his home in heaven. We often think of heaven as being up above the blue skies.**

Drop four drops of red coloring into the second bottle of plain water. Say: **When Jesus grew up, He suffered and died on a cross.**

Ask:

- **What did the soldiers put on Jesus' head?** A crown of thorns
- **What did they put through His hands and feet?** Nails
- **Do you think Jesus bled like you have when you've hurt yourself?**

Say: **Red reminds us of the blood Jesus bled and how much He hurt.** Pour the two bottles at once into the large pitcher or jar.

Washing Our Sins Away

Say: **Purple reminds us that Jesus had to leave heaven, come to our world, and become a person like us so He could shed His blood to take away our sins. When Jesus died on the cross, had He done anything wrong? No. Jesus was perfect. He was clear and clean just like our last bottle.**

Pour the bleach/water solution into the purple water. Say: **Jesus never sinned. Jesus died on the cross because He loves each of us so much. One day, we'll go to heaven to be with Jesus. Our blue water reminds us of that. Let's sing "Jesus Loves Me." As we sing, keep your eyes on our blue water. It'll become clear.**

At the end of the song, say: **Jesus cleanses us from all sin. Jesus loves us so much that He was willing to leave His home in heaven and die on a cross for us. What a wonderful Savior! Let's pray and thank Him.**

Dear Jesus, thank you for leaving your home in heaven to die on a cross so that we could live in heaven with you. We love you, Jesus.

Amen.

Memory Verse

³⁹So when the centurion, who stood opposite Him, saw that He cried out like this and breathed His last, he said, "Truly this Man was the Son of God!"

Chapter 16

Servant's preparation:

A sermon about Chapter 16 explaining the Gospel of St. Mark by Abouna Daoud Lamei in English
<https://www.youtube.com/watch?v=dKFIpeipXT0&list=PLvMAQ886ucetCnNPq4ft5YY0dujWRuADy&index=22>

Brief introduction:

At the beginning of each lesson, please review book overview questions.

- ✓ Who is St. Mark? He was one of the 70 apostles whose house was the 1st church Jesus used and who later preached in many countries including Egypt where our Coptic church originated.
- ✓ Who did he write his gospel to? The Romans
- ✓ What is the main message of the book? To show the great power of Jesus Christ who through His amazing actions demonstrated His Divine power.

Remember:


Last lesson, we saw the events of the crucifixion, how Jesus went through all that tremendous pain for His love for mankind. He was unjustly judged, scourged, hung on the cross and died for our sins. He didn't try to defend Himself because He knew that this is why He came on earth.

Main points in the Chapter:

1. He Is Risen
2. Mary Magdalene Sees the Risen Lord
3. Jesus Appears to Two Disciples [Emmuas disciples]
4. The Great Commission
5. Christ Ascends to God's Right Hand







Lesson overview:

The story of Easter begins in the book of Genesis when God created a perfect world. Adam and Eve disobeyed God and their sin ruined their relationship with Him. Since that time, there has been a separation between God and humans. Then God sent Jesus, who was perfect, to bridge the distance. Jesus died on the cross for our sins, taking the punishment for us. Because Jesus died and rose again, we can have a good relationship with God again.

Jesus rose from the dead and the first to witness this news were the women who went to the tomb. They took the news to the disciples. Jesus appeared to two disciples on their way to Emmaus and they recognized Him only after He broke the bread. Jesus appeared to many groups of disciples, then He finally ascended into heaven in front of them.

Goal we learn:

In this chapter, we will focus on the resurrected Jesus who gave us life after death. He fixed the problem of sin and death that had entered humans a long time ago. We should remember the great salvation we received every time we approach His body and blood on the altar.

Lesson delivery idea

OBJECT LESSON: [Opening game]

Smooth plate, clear drinking glass, penny, votive candle, and colored water

Set the plate down.

For some of us, it might be hard to really understand what happened when Jesus died on the cross. What does that mean for you? Let's look at it this way: Imagine this is you.

Bring out the penny. Set it on the plate.

No matter how hard we try to be good, all of us have done bad things. We call this sin.

*Pour the colored water into the plate.**

Sin covers us up. We're drowning in it. There's no way out for us on our own. But then God sent his Son, Jesus.

Place the lit candle onto the plate. The candle needs to be setting in the water but not covering the penny.

Jesus came to be a light. He lived a perfect life. And then He died on the cross.

Place the drinking glass over the candle. (After a few seconds, the light will go out and then the water will soak up inside the glass.)

That amazing act of love takes our sin away. If we accept Jesus and ask for His forgiveness, He will forgive us our sins. They are gone forever.

That's what Easter is all about.

INTRO

When you hear the word "Easter" it might bring to mind baskets full of jellybeans and chocolate bunnies. Or maybe Easter egg hunts in the backyard. Or maybe even putting on your Sunday best to come to church.

But what is Easter really all about? That's what we're going to talk about today. To understand what Jesus did at Easter, we have to go all the way back to the beginning of time, when God created everything.

God made the world and everything in it. He created Adam and Eve – the first people and He put them in a beautiful garden to live. The world was perfect. Adam and Eve had a good relationship with God – they got to see Him and talk with Him. The garden was filled with gentle animals and great food to eat. There was only one tree in the garden which God had said "do not eat from this tree." God had given humans only one rule. And as we read, they couldn't even obey that one rule.

MAIN POINT

In following the serpent's advice and eating the fruit, Eve and Adam had disobeyed God. The perfection that had been in the world was destroyed. People had brought sin into this world. Sin took away the good relationship that Adam and Eve had with God.

Sin separates us from God. It creates this great distance between us – a gulf, a chasm. For thousands of years, people have tried to cross that distance. But we can't do it. That's the bad news.

But here's the good news. We may not be able to cross the distance, but God can. And He did. God loves us so much. He wants to have a good relationship with us, like He had at the beginning with Adam and Eve. He doesn't want our sin to keep us away from Him.

So the Father sent His Son, Jesus, to earth. He came to earth so that He could make a way for us to have that good relationship with God again. But how could He do that?

Jesus came to take our death for us. The word for that is sacrifice. Jesus died on the cross as the sacrifice for our sins. Jesus came to die for us, and He succeeded in his mission.

After His death on Friday, He was taken down from the cross and placed in a tomb that belonged to Joseph of Arimathea. For everyone involved, they thought that was the end of the story.

Then on Sunday, Mary Magdalene went to visit the tomb. It's like when people go visit a cemetery. They go to visit the place where a loved one's body is buried.

But when Mary got to the tomb, it was empty. There was no body to visit. Mary did not understand what had happened.

Jesus is alive! He conquered death. He destroyed sin.

Jesus is alive! If we put our trust in Jesus, He will give us new life with Him. He will take away our sin. He will give us back that good relationship with God.

Do you believe that He died for you and rose from the dead? Do you trust in Him?

If you answered "yes" then remember that Easter is a time to celebrate what Jesus did for us.

Actually, every time we come to church; we can celebrate that. This news is too good not to celebrate all of the time. And to share with others.

God loves us. He wants to have a good relationship with us. He sent Jesus to die for us and take away our sin. Jesus rose from the dead. This is happiness. This is good news. This is Easter.

CLOSE WITH A SIMPLE PRAYER

Dear God,

Thank you for coming to earth. Because of Your death and resurrection, our sins are forgiven, and we can have a good relationship with You.

In Jesus' name, Amen.

An alternative illustrative game:

PREPARATION:

Before class, put 32 pieces of candy (or other items) in a brown paper bag.

WHAT YOU WILL SAY:

Jesus told us to "Go into all the world and preach the good news to all creation" (Mark 16:15) In Romans 10:14-15 the Bible says, "How then can they call on the one they have not believed in? And how can they believe in the one of whom they have not heard? And how can they hear without someone preaching to them? And how can they preach unless they are sent? How beautiful are the feet of those who bring good news?"

(Take one piece of candy out of the bag.) This piece of candy represents the very first kid to come to Sunday school. After church, this kid went home, told a friend the Good News about Jesus

Christ, and asked a friend to come to church the next week.

(Take another piece of candy out of the bag and place it next the other.) Now there were two kids in Sunday school. After church, these two kids went home and each told a friend the good News about Jesus Christ and asked those friends to come to church the next week.

(Take out two pieces of candy and place them next to the others) Now there were four kids in Sunday school. After church, these four kids went home, told a friend the Good News about Jesus Christ, and asked a friend to come to church the next week.

(Take out four pieces of candy) Now there were eight kids in Sunday school. After church, these eight kids went home, told a friend the Good News about Jesus Christ, and asked a friend to come to church the next week.

(Take out eight pieces of candy) Now there were sixteen kids in Sunday school. After church, these sixteen kids went home, told a friend the Good News about Jesus Christ, and asked a friend to come to church the next week.

(Take out sixteen pieces of candy) Now there were thirty-two kids in Sunday school. In just six weeks, the size of the class grew from one child to thirty-two kids. (Give each child two-pieces of candy.) Here is a reward for hearing about what it means to go into all the world and preach the good news. Enjoy one piece and share the other with a friend.

Another game option (just for fun): LARGE GROUP GAME: EMPTY BASKET

ITEMS NEEDED:

3 Tissue boxes (empty and with the plastic over the hole removed)

9 Plastic Easter eggs

Broad Ribbon

Duct tape

INSTRUCTIONS:

Beforehand, attach four-foot lengths of ribbon to each tissue box using the duct tape.

Select three kids to play.

Tie a tissue box around the waist of each kid, tissue box in the back. This will be their “Easter basket.” Place three plastic eggs inside each tissue box. The goal is to remove the eggs from their “basket” without reaching in and taking them out. The first kid to jump, shake, and wiggle the eggs out of their basket is the winner!

M&M Gospel



M is for Manger where Jesus was born. Luke 2:1-7



E is for Everyone and reminds us that Jesus came to show he loves us all. John 3:16



3 is for three crosses on a hill the day Jesus died for our sins. John 19:18



M is for Morning and the orange sunrise when Jesus rose. Mark 16:2-6



W is for World. Jesus told us to tell the whole world that He loves them. Matthew 28:16-20



E is for Eternity. That's how long we can be with Jesus in heaven if we accept him as our Savior. John 5:24

Memory Verse:

15 And He said to them, "Go into all the world and preach the gospel to every creature."

Appendix:

Attach:

- 1- A boy and his lunch for chapter 6
- 2- A PowerPoint about the tongue for chapter 7
- 3- Jesus and the children Bible fun lesson for chapter 10
- 4- All links should be active