

God made me



Introduction

Today, most children are taught that they are here only by chance. We want to make sure our children know God created each of us, we are special and made for a special purpose. Next week, we will learn about the fall, so this week's lesson focuses only on the point that God made us.

Video playlist



Children will learn about themselves and that every person is unique and special. It also fits in with the 'all about me' theme taught in many preschools and nurseries.

Some of the main points we will think about are:

- God made people special
- God wants us to enjoy fellowship with others
- God wants us to have fellowship with Him

Lesson Guide

Use your child's Bible to read Genesis 1:26 -2:25 and / or paraphrase the account in words that your child understands. Ask them questions along the way to check their understanding.

Talk to your children about some of their favorite animals. Ask them to describe the animals. For example, an Elephant has a long trunk, a Giraffe has a long neck, and so on. Remind them that God made each animal (as we saw in last week's lesson.) Ask them to think about ways in which God made people different from the animals?


Remind your child that God made people in His own image. That is special to people. Ask them if they think something made in the image of God would be good?

Speak about how God gave Adam a job to do. He was called to name all the other animals and look after the garden. Think of jobs or tasks that God has given to us. Share a time when you felt God calling you to do something for Him. Share some of the gifts and abilities that God has given you to serve Him.

Explain how God saw Adam and said it was not good for him to be alone and so He made Eve. Remind your child that God doesn't want us to be alone either. Think of some of the people God gives us in our lives. Parents, Grandparents, brothers and sisters, friends, and so on. Thank God for the people He puts in your life.

Share how God would often meet with and talk with Adam and Eve. Explain that God loves it when we speak with Him through prayer and listen to Him as we read our Bibles. Share how Jesus makes it possible for us to enjoy a relationship with God.

Pray together and thank God for making us so special and unique. Thank Him for wanting to have fellowship with us.





When Adam woke up, he saw Eve.

Adam was happy to see her.

Adam and Eve lived in the garden God had created.

They enjoyed a relationship with God and with each other.



Adam and Eve

A long time ago God made the heavens and the earth.

When God had finished making all things He said, "Let us make man in our own image."

He made man just like Him, out of the dust.

The man was called Adam.



Adam took great care of all the things God made.

God gave Adam a job to name all the animals He made.

But Adam was alone, and God saw that was not good.

God knew what to do.



God caused Adam to fall into a deep sleep.


While Adam slept, God took out one of his ribs.

God used Adam's rib to create a beautiful woman.

Her name was Eve.

All about me

my name is:



This is my hand

I am

years old



My eyes are:



My hair is:










My favorite




color

How many do you have?


- I have  head
- I have  eyes
- I have  mouth
- I have  fingers
- I have  hands
- I have  arms
- I have  toes
- I have  ears
- I have  knees

How many do you have?

I have  head

I have  eyes


I have  mouth

I have  fingers

I have  hands

I have  arms

I have  toes

I have  ears

I have  knees

How big is your?

Using measuring block to measure your body.

Color the blocks to match



1
2
3
4
5
6
7
8
9
10

1
2
3
4
5
6
7
8
9
10

1
2
3
4
5
6
7
8
9
10

1
2
3
4
5
6
7
8
9
10

1
2
3
4
5
6
7
8
9
10

Duplo size block fit cube above, but any size blocks will work

How big is your?

Using measuring block to measure your body.

Colour the blocks to match



1
2
3
4
5
6
7
8
9
10



1
2
3
4
5
6
7
8
9
10



1
2
3
4
5
6
7
8
9
10




1
2
3
4
5
6
7
8
9
10

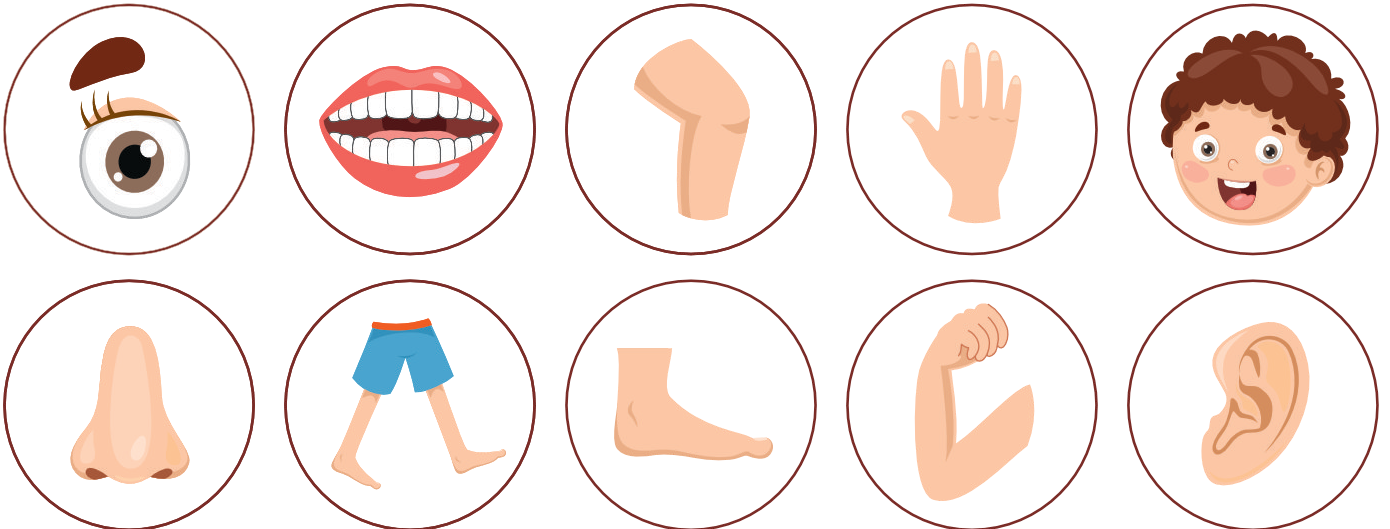



1
2
3
4
5
6
7
8
9
10

Duplo size block fit cube above, but any size blocks will work

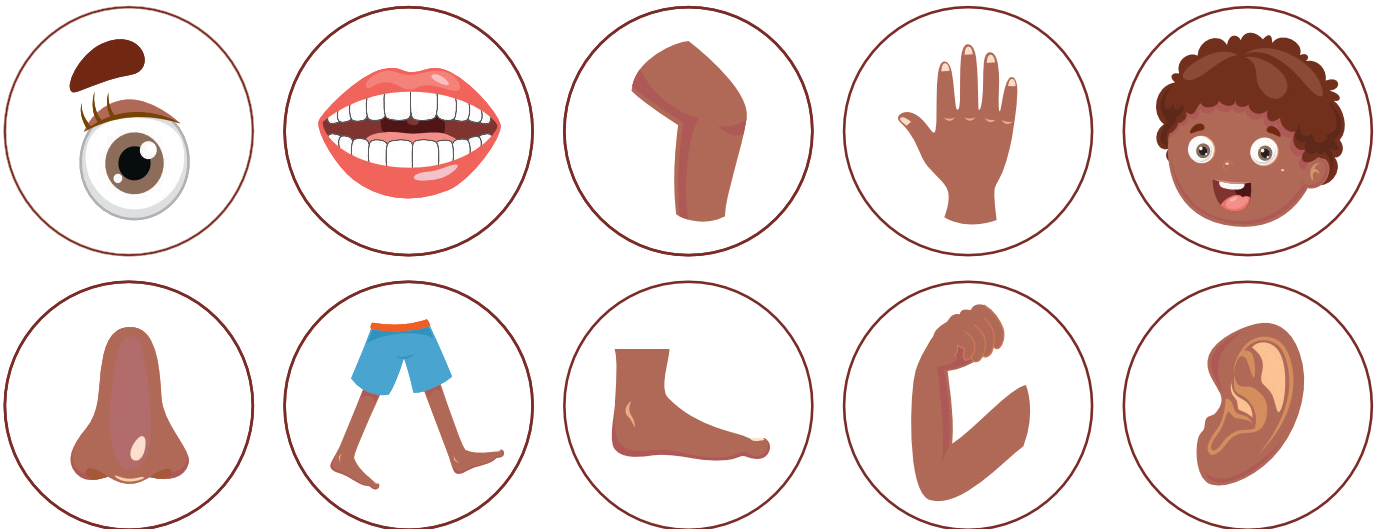


Label the body parts





Label the body parts




Glue on cotton swabs to make some bones



You will need 10 cotton swabs


Glue on cotton buds to make some bones



You will need 10 cotton buds





Garden Maze

Help Adam to find Eve



Who is who

Describe a person from the pictures. The other player must guess who it is with the least number of clues.



Clay people

You will need:

- 200g of air dry clay (per person)
- Poster paints and brush

Step 1: Roll clay into 4 sausage shapes for arms and legs, 1 ball for head and shape body. Add small ball for nose



Step 2: Push all parts together to make body. Wet if needed. Make sure they are stuck well.




Step 3: Allow to dry. (Follow the instructions on the packaging. It may take a few days to dry).





Step 4: Paint your clay people and allow to dry



God created people in his own image. In the image of
God He created them; male and female He created
them. - Genesis 1:27











Worship Time

Recommend worship songs. Not produced by Trueway Kids. YouTube Videos to be used for personal use only.

God made me

<https://youtu.be/0a97A6yIG00>

The Butterfly Song

https://youtu.be/im02NiKo_AQ

Wonderfully Made I am

<https://youtu.be/0xKBcL6vhGI>



Prayer Time

Father (point to heaven), Thank you for making me (point to self). Thank you for my mouth (point to mouth) that I can sing to you. Thank you for my ears (point to ears) that I can learn about you. Thank you for my eyes (point to eyes) that I can see the wonderful things You have made. In Jesus' name, Amen

Next Week

The fall (Genesis 3)

Sign up to receive free weekly lessons by email:

