

# 5- 10 year olds Lesson pack



# Adam and Eve

**TRUWAY KIDS**.COM

# Introduction

Today, most children are taught that they are here only by chance. We want to make sure our children know God created each of us are special and made for a special purpose. Next week, we will learn about the fall, so this week's lesson focuses only on the point that God made us.

Children will learn about themselves and that every person is unique and special. The children will also discover some simple fact about how God made the human body. Some of the main point we will think about are:

- God made people special
- God wants us to enjoy fellowship with others
- God wants us to have fellowship with Him

## Lesson Guide

Use your child's Bible to read Genesis 1:26 -2:25 and / or paraphrase the account in words that your child understands. Ask them questions along the way to check their understanding.

Talk to your children about some of their favourite animals. Ask them to describe the animals. For example, an Elephant has a long trunk, a Giraffe has a long neck, and so on. Remind them that God made each animal (as we saw in last week's lesson). Ask them to think about ways in which God made people different from the animals?

Remind your child that God made people in His own image. That is special to people. Ask them if they think something made in the image of God would be good?

Speak about how God gave Adam a job to do. He was called to name all the other animals and look after the garden. Think of jobs or tasks that God has given to us. Share a time when you felt God calling you to do something for Him. Share some of the gifts and abilities that God has given you to serve Him.

Explain how God saw Adam and said it was not good for him to be alone and so made Eve. Remind your child that God doesn't want us to be alone either. Think of some of the people God gives us in our lives. Parents, Grandparents, brothers and sisters, friends, and so on. Thank God for the people He puts in your life.

Share how God would often meet with and talk with Adam and Eve. Explain that God loves it when we speak with Him through prayer and listen to Him as we read our Bibles. Share how Jesus makes it possible for us to enjoy a relationship with God.

Pray together and thank God for making us so special and unique. Thank Him for wanting to have fellowship with us.

# Adam and Eve



God had labored for six days to create a world that was very good. He had made light and stars. He created land, air, and seas. He filled the water with fish and the air with birds. On day six, He spoke and land animals began to walk, run, and hop across the grass.

Yet with all the wonderful creation God had made, He decided to make one last creature.

“Let us make mankind in our own image. Man will rule over the fish in the sea, the birds in the sky, and all the animals that move on the earth.”

God formed a man out of the dust of the ground, but the man had no life in him. God breathed into his nostrils the breath of life, and the man became a living being!

God took the man and placed him into a garden filled with beautiful trees covered in good food. The man would tend and care for the garden.

God brought all the creatures He had created to the man. The man looked at birds and named them ostrich, emu, and raven. He decided to call land creatures cat, horse, and elephant. From the hippopotamus to the dog, every animal received a name from the man.



The man himself was called Adam. Yet among all these wonderful creations, not a one was found to be a suitable helper for Adam.

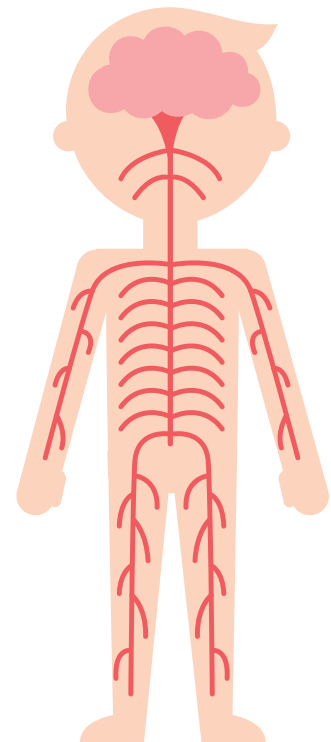
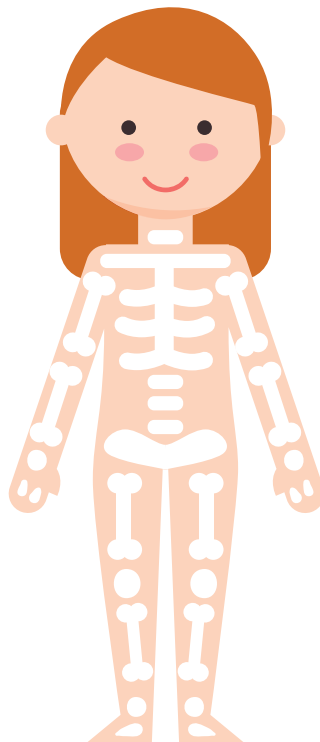
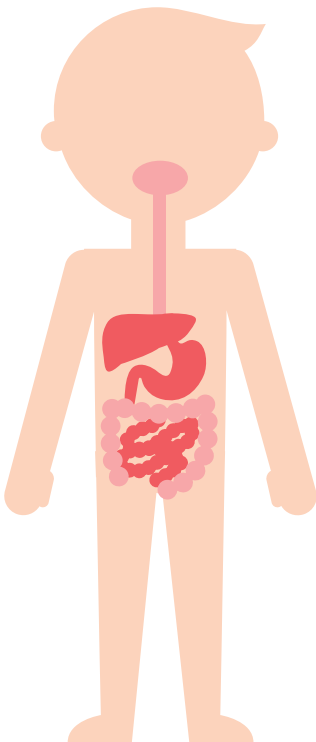
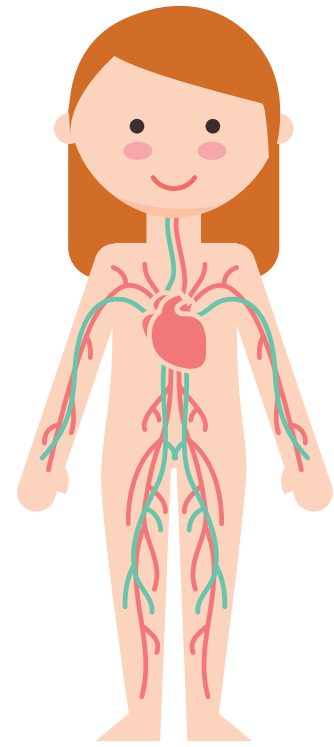
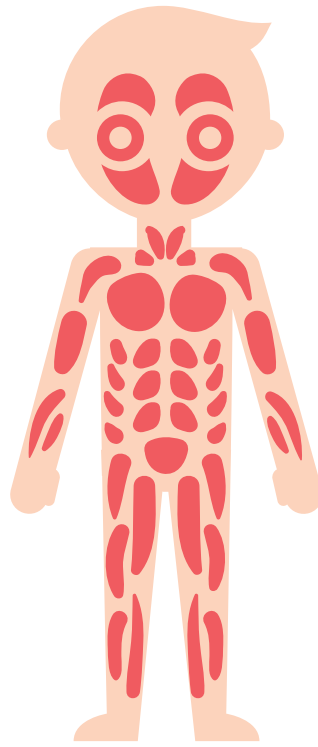
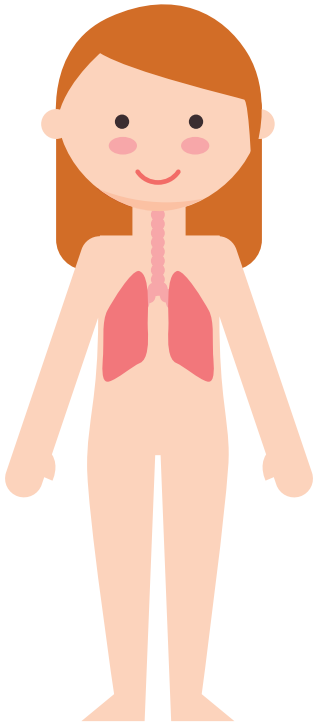
God said, “It is not good for man to be alone. I will make him a helper.”

He made Adam fall into a deep sleep. He removed one of Adam’s ribs and used it to form a woman. She would be a suitable companion for Adam.

After Adam woke up, God brought the woman to the man. Adam said, “I shall call her woman for she was taken out of man.” The world had no sin.



# Systems in the human body



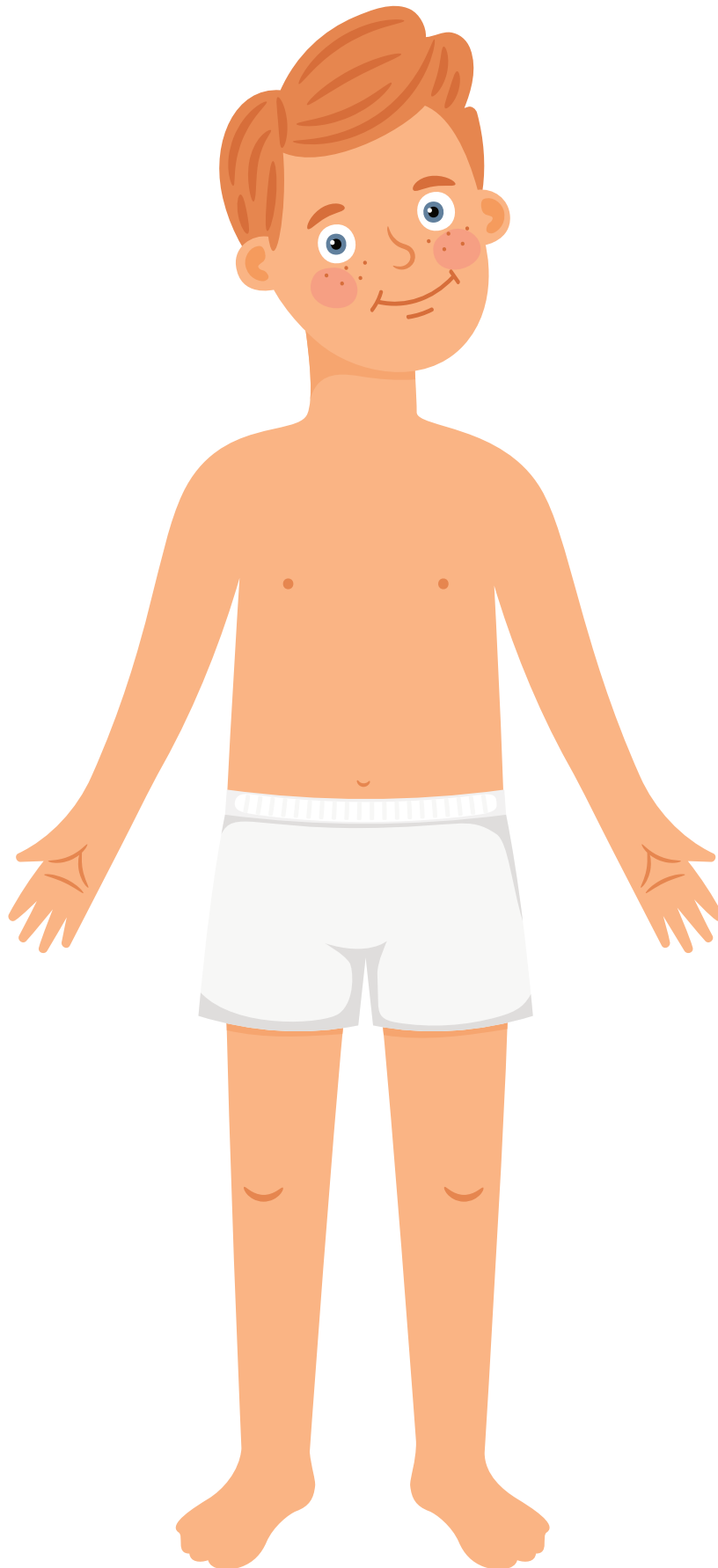
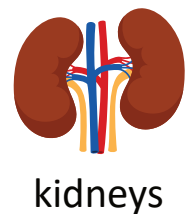
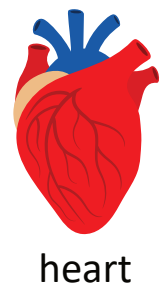
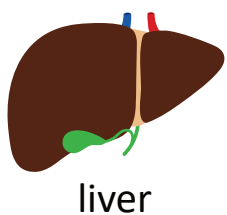
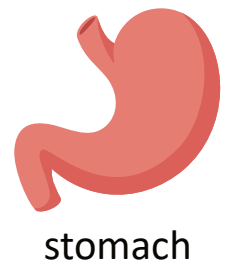
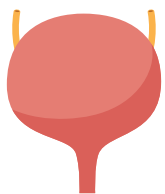
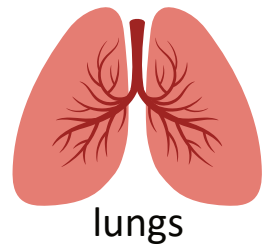
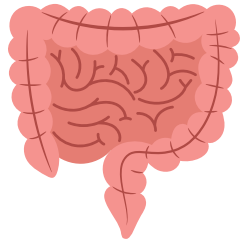
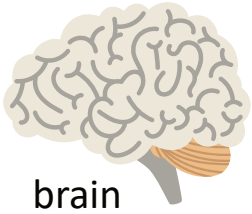
Digestive System	Muscular System	Nervous System
Respiratory System	Skeletal System	Circulatory System

God asked Adam  
to name the animals.  
Can you?

Monkey  
Fox  
Bear  
Rabbit  
Tiger  
Dog  
Squirrel  
Lion

1 ↓ M  
2 → F  
3 ↑ B  
4 ↓ R  
5 ↑ T  
6 ↓ D  
7 ↓ S  
8 ↑ L

# Where does each organ belong?



# Body Wordsearch

Q J D M T C P S F I K G Z Y W  
G F Z R Z L R C Y H E I G O V  
I X A A N A B F P J A E N M I  
R S D Q E G H R F Z Y W U E A  
C E K Z X A A W I N G K L Q L  
O N J U I L E G F B X S F U T  
C O N R L W A F F Z F F R R R  
J B G E M L F F X N Q P A H B  
G M W B J X G G F F N E J C G  
D D F Q Y B O V O E H A C X L  
J S J H L A Z I O A S M N G X  
Y S W O W S Z I T T Q O N L I  
K C Q O X I T X W O O Y N Y G  
E D N B K Q U I Q E J P D Q Z  
D A E H W J K V L U N G S J C

ARM

HEAD

RIB

BONES

HEART

SKULL

EAR

LEG

TOE

FOOT

LUNGS


HAIR

NOSE



# Garden Maze

Help Adam to find Eve



# Who are you?

Print two copies of cards. Each person, picks one card by random. Take turns to ask yes or no questions to find the right person.



# Guessing Sculpting Game

God made Adam from the ground. Unlike our creations in this game, God breathed life into man.



## You Will Need.

**PLAY-DOUGH** - Any colour will work

**LIST OF WORDS** – Create a list of words you think would be fun, or that would work for your group.

## How to Play

- Divide into teams.
- Give each team playdough.
- Print off one copy of the words for each team.
- Cut the words into strips and put them in a bowl or baggie.
- When you say “GO”, one person from each team will choose a word out of the bowl. They will attempt to “SCULPT” that word for their team using the playdough. They cannot talk, make noises, use actions, or anything else. They can only use the playdough. The rest of their team is trying to guess what they are making.
- Once someone on their team has guessed, the next team member pulls another word out of the bowl and begins to sculpt.
- This continues, everyone taking turns sculpting, until all the words in their bowl have been guessed. The team to do this first, wins.
- To play for a set amount of time, set a timer. When time is up, the team with the most words guessed, wins.

# Clay people

You will need:

- 200g of air dry clay (per person)
- Paints and brush.

Step 1: Shape air-dry clay to make a person shape.



Step 2: Add as much detail as you like.




Step 3: Allow to dry. (Follow the instructions on the packaging. It may take a few days to dry).



Step 4: Paint your clay people and allow to dry.













# Worship Time

Recommend worship songs. Not produced by Trueway Kids. YouTube Videos to be used for personal use only.

God made me

<https://youtu.be/0a97A6yIG00>

The Butterfly Song

[https://youtu.be/im02NiKo\\_AQ](https://youtu.be/im02NiKo_AQ)

Wonderfully Made I am

<https://youtu.be/0xKBcL6vhGI>



## Prayer Time

Father (point to heaven), Thank you for making me (point to self). Thank you for my mouth (point to mouth) that I can sing to you. Thank you for my ears (point to ears) that I can learn about you. Thank you for my eyes (point to eyes) that I can see the wonderful things You have made. In Jesus' name, Amen

## Next Week

The fall (Genesis 3)

Sign up to receive free weekly lessons by email:

